DOOR SCHEDULE

MK	WIDTH	HEIGHT	THK	DOOR MAT	FRAME MAT	FR	NOTES
D01	3'-0"	6'-8"	1-3/4"	METAL	STEEL	NR	NEW EXTERIOR DOOR
D02	3'-0"	6'-8"	1-3/4"	WOOD	STEEL	NR	NEW INTERIOR DOOR
D03	3'-0"	6'-8"	1-3/4"	WOOD	STEEL	45 MIN	RATED DOOR W/CLOSURE
D04	3'-0"	6'-8"	1-3/4"	METAL	STEEL	NR	EXISTING EXTERIOR DOOR TO BE LOCKED
D05	(2)3'-0"	6'-8"	1-3/4"	METAL	STEEL	NR	EXISTING BACK DOOR
D06	3'-0"	6'-8"	1-3/4"	METAL	STEEL	NR	EXISTING RESTROOM DOOR W/ CLOSURE
D07	3'-0"	6'-8"	1-3/4"	WOOD	STEEL	NR	EXISTING INTERIOR DOOR
D08	3'-0"	6'-8"	1-3/4"	WOOD	STEEL	NR	EXISTING DOUBLE ACTION KITCHEN DOOR
D09	(2)3'-0"	6'-8"	1-3/4"	METAL	STEEL	NR	EXISTING FRONT DOOR W/ CLOSURE
D10	6'-0"	6'-8"	-	-	STEEL	NR	EXISTING CASED OPENING

NOTE: ALL EXISTING DOORS THAT ARE NOT REMOVED ARE TO REMAIN

NOTE: DOORS IN A REQUIRED MEANS OF EGRESS SERVING ANY ASSEMBLY AREA HAVING AN OCCUPANT LOAD OF 50 OR MORE PERSONS SHALL NOT BE EQUIPPED WITH A LATCH OR LOCK OTHER THAN PANIC HARDWARE OR FIRE EXIT HARDWARE.

BEARING WALL RATING 1 HR. FINISH RATING-23 MIN.

DESIGN NO. U333	1 HOUR FIRE

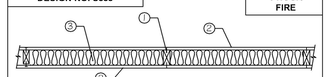

1. WOOD STUDS:
   NOM. 2 BY 4 IN., SPACED 16 IN. O.C. EFFECTIVELY CROSS BRACED.
2. GYPSUM BOARD:
   5/8 IN. THICK, 4 FT. WIDE, APPLIED EITHER VERTICALLY OR HORIZONTALLY, SCREW ATTACHED TO STUDS AND PLATES WITH 1 1/4 IN. LONG TYPE W STEEL SCREWS, SPACED 12 IN. O. C.
   AMERICAN GYPSUM CO- TYPES AG-C, AGX-C.
   BPB AMERICA, INC.- PRO ROC TYPE C.
   CANADIAN GYPSUM COMPANY- TYPES C, IP-X2, IPC-AR.
   G-P GYPSUM CORP., SUB. OF GEORGIA PACIFIC CORP.- TYPE S.
   LAFARGE NORTH AMERICA, INC.- TYPES LGFC-C, LGFC-QA.
   NATIONAL GYPSUM CO.- TYPES FSW-C, FSW-G.
   PABCO GYPSUM, DIV. OF PACIFIC COAST BUILDING PROD., INC.- TYPE C OR FG-C.
   STANDARD GYPSUM, LLC- TYPE SG-C.
   TEMPLE-INLAND FOREST PRODUCTS CORP.- TYPE TG-C.
   UNITED STATES GYPSUM CO.- TYPES C, IP-X2, IPC-AR.
   USG MEXICO S A DE C V- TYPES C, IP-X2, IPC-AR.
3. BATTS AND BLANKETS: (OPTIONAL)
   MINERAL WOOL INSULATION, PARTIALLY OR COMPLETELY FILLING STUD CAVITY.
   THERMAFIBER LLC- TYPE SAFB.
   3A. FIBER, SPRAYED*
   AS AN ALTERNATE TO BATTS AND BLANKETS (ITEM 3). SPRAY APPLIED CELLULOSE INSULATION MATERIAL. THE FIBER IS APPLIED WITH WATER TO COMPLETELY FILL THE ENCLOSED CAVITY IN ACCORDANCE WITH THE APPLICATION INSTRUCTIONS SUPPLIED WITH THE PRODUCT. NOMINAL DRY DENSITY OF 3.0 LBPFS.
   U. S. GREENFIBER LLC- COCOON STABILIZED CELLULOSE INSULATION.
   3B. FIBER, SPRAYED*
   AS AN ALTERNATE TO BATTS AND BLANKETS (ITEM 3) AND ITEM 3A. SPRAY APPLIED CELLULOSE INSULATION MATERIAL. THE FIBER IS APPLIED WITH WATER TO INTERIOR SURFACES IN ACCORDANCE WITH THE APPLICATION INSTRUCTIONS SUPPLIED WITH THE PRODUCT. APPLIED TO COMPLETELY FILL THE ENCLOSED CAVITY. MINIMUM DRY DENSITY OF 4.2 POUNDS PER CUBIC FT.
   NU-WOOL CO., INC.- CELLULOSE INSULATION.
4. JOINTS AND NAILHEADS:
   WALLBOARD JOINTS COVERED WITH PAPER TAPE AND JOINT COMPOUND.

*BEARING THE UL CLASSIFICATION MARK

GENERAL NOTES

1. INSULATION AND INSULATION ASSEMBLIES SHALL MEET THE REQUIREMENTS OF IBC 2012 SECTION 719.
   A. CONCEALED INSULATION SHALL HAVE A FLAME SPREAD OF 0-25 AND SMOKE DEVELOPED INDEX OF 0-450. EXCEPT THAT IN COMBUSTIBLE (WOOD FRAME) CONSTRUCTION.
   B. FACING SHALL COMPLY WITH IBC 2012.
2. ALL MATERIALS SHALL BE NEW AND UL LISTED.
3. NO WORK SHALL BE CONCEALED UNTIL APPROVED BY LOCAL INSPECTORS.
4. CONSTRUCTION SHALL COMPLY WITH ALL PARISH, STATE, AND LOCAL CODES.
5. CONTRACTOR TO GUARANTEE WORK FOR ONE YEAR FROM DATE OF SUBSTANTIAL COMPLETION.
6. CONTRACTOR SHALL FURNISH WATER AND POWER FROM EXISTING SOURCES.
7. EXTERIOR CAULKING SHALL BE THIOKAL CAULK.
8. PAINT SHALL BE SHERWIN WILLIAMS OR EQUIVALENT AND APPROPRIATE FOR THE SUBSTRATE TO WHICH IT IS APPLIED AS RECOMMENDED BY PAINT MANUFACTURER. ALL WORK TO RECEIVE THREE COATS (ONE PRIMER COAT, TWO FINISH COATS) UNLESS OTHERWISE RECOMMENDED BY PAINT MANUFACTUER. COLORS TO BE SELECTED BY OWNER.
9. PROVIDE CLEANUP ON A REGULAR BASIS. NO TRASH SHALL BE STORED INSIDE BUILDING PREMISES.
10. ALL BATT INSULATION SHALL HAVE A CLASS "A" (0-25) FLAME SPREAD IN COMPLIANCE WITH IBC 2012.
11. USE 2x6 STUDS, OR TWO 2x4 STAGGERED STUDS WITH 2x6 SILL PLATE AT ALL WALLS WHERE 4" PIPE IS INDICATED. SEE PLUMBING RISER DIAGRAM FOR PIPE SIZE.
12. PROVIDE GALVANIZED METAL PAN WITH DRAIN AT ALL WATER HEATERS.
13. ALL FLOORING SHALL MEET OR EXCEED ADA GUIDELINES REQUIREMENTS FOR SLIP RESISTANCE.
14. INTERIOR LOCKS ON DOORS IN MEANS OF EGRESS SHALL NOT REQUIRE THE USE OF A KEY, SPECIAL KNOWLEDGE, OR SPECIAL DEVICE TO OPEN IN THE DIRECTION OF EGRESS. ALL DOORS SHALL HAVE LEVER TYPE HANDLES.
15. INTERIOR WALLS AND CEILINGS SHALL HAVE A FLAME SPREAD OF 0-200 AND A SMOKE DEVELOPMENT RATING OF 0-450.
16. ALL WORK SHALL COMPLY WITH THE LATEST EDITION OF ALL LOCAL, STATE, AND NATIONAL CODES COVERING THE TYPE OF WORK BEING PERFORMED.
17. PROVIDE PORTABLE FIRE EXTINGUISHERS IN ACCORDANCE WITH NFPA 101. SEE APPENDIX "E" OF NFPA 101 FOR DISTRIBUTION OF EXTINGUISHERS.
18. ALL FIRE WALLS SHALL EXTEND TIGHT TO ROOF DECK AND BE SEALED WITH AN APPROVED FIRE CAULK.
19. ALL ELECTRICAL, MECHANICAL, AND PLUMBING MATERIALS PENETRATING FIRE WALLS SHALL BE FIRE CAULKED. (PENETRATIONS THROUGH RATED CONSTRUCTION SHALL BE SEALED WITH A MATERIAL CAPABLE OF PREVENTING THE PASSAGE OF FLAMES AND HOT GASES WHEN TESTED IN ACCORDANCE WITH ASTM-E814.)
20. SERVICE COUNTERS SHALL HAVE AN ACCESSIBLE WRITING SURFACE IN COMPLIANCE WITH ADAAG ACCESSIBILITY GUIDELINES 2010, SECTION 902.3.

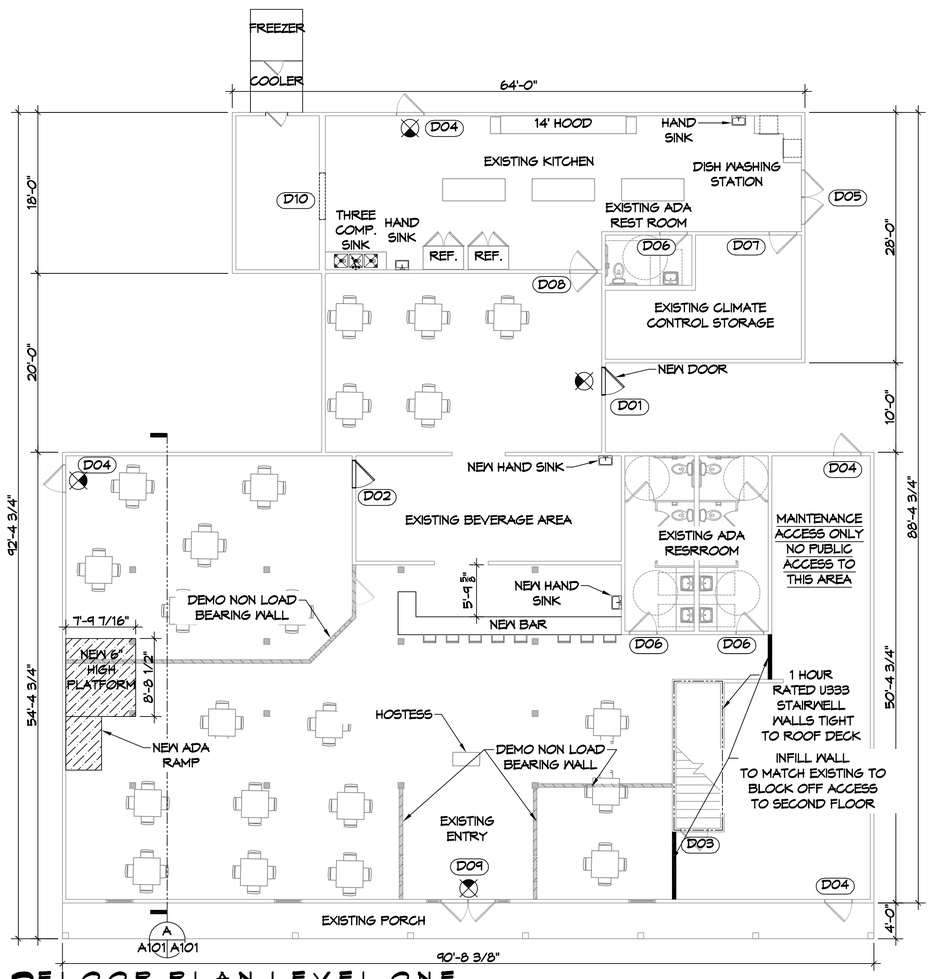

2 FLOOR PLAN LEVEL ONE
SCALE: 1/8" = 1'-0"

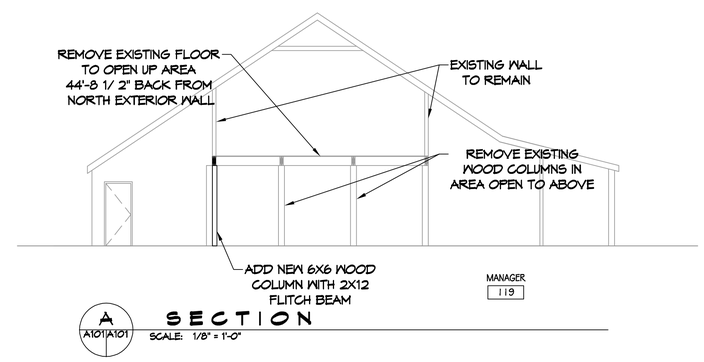

SECTION
SCALE: 1/8" = 1'-0"

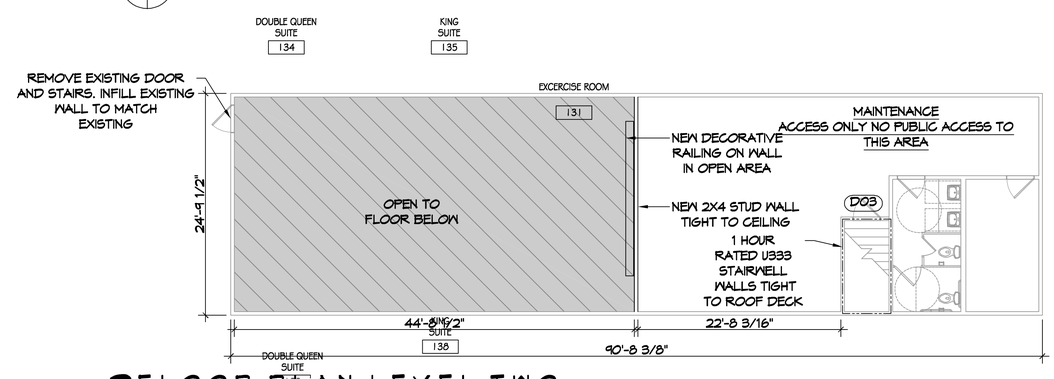

3 FLOOR PLAN LEVEL TWO
SCALE: 1/8" = 1'-0"

DAMMON ENGINEERING, INC.
LOUISIANA & MISSISSIPPI
www.dammonengineering.com
info@dammonengineering.com
PH: 985.649.5832
Chief Engineer: Brian Mistich, PE
554 Old Spanish Trail
Slidell, LA 70458

#	DESCRIPTION	DATE

REVISIONS

SEAL:

JARED M. SIMONEAUX REG. NO. 7191 STATE OF LOUISIANA REGISTERED ARCHITECT

RENOVATIONS
FULL MOON BAR AND GRILL
1851 NORTH COLLINS BLVD.
COVINGTON, LA 70433

JOB No: 2452 | DATE: 12-06-2021
DRAWN BY: TNT | CHECKED BY: JMS

This drawing is a work of the author, and as such, ideas and arrangements represented on this document are the property of Dammon Engineering, and shall not be used in other work and shall not be loaned to anyone without the written consent of Dammon Engineering. Visual contact with these drawings constitutes conclusive evidence of acceptance of these restrictions. Copyright © 2021 Dammon Engineering

SHEET TITLE:
FLOOR PLAN

DRAWING NUMBER:
A101

SHEET No: 3 of 4

FILE NAME: J:\= RESTAURANTS\452 - Full Moon Bar & Grill\WORKING DWGS\A - 101 FLOOR PLAN.dwg PLOT DATE & TIME: Monday, December 13, 2021 10:26:01 AM