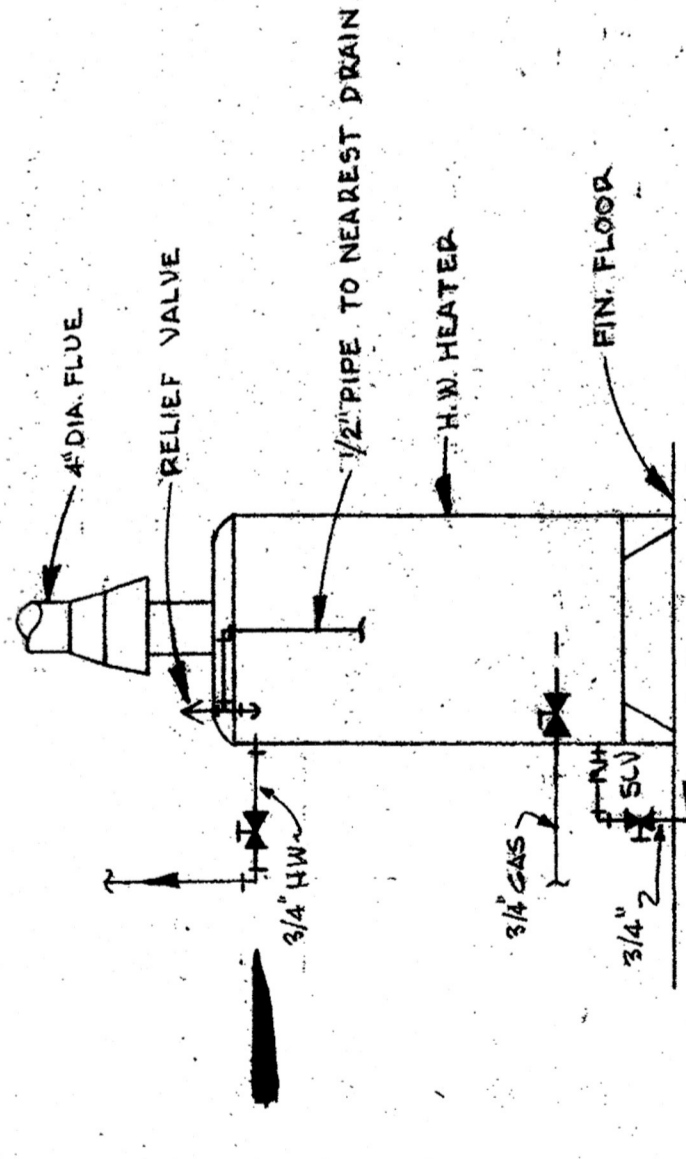
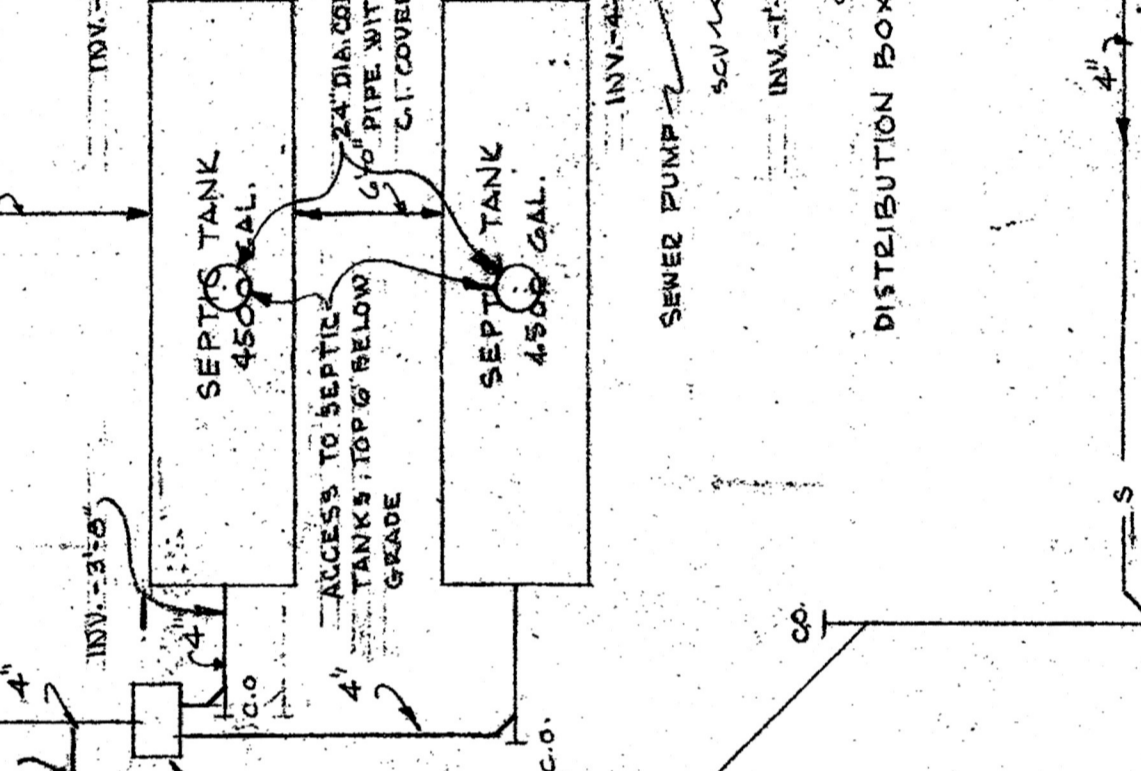


PLOT PLAN
SCALE: 1"=50'-0"

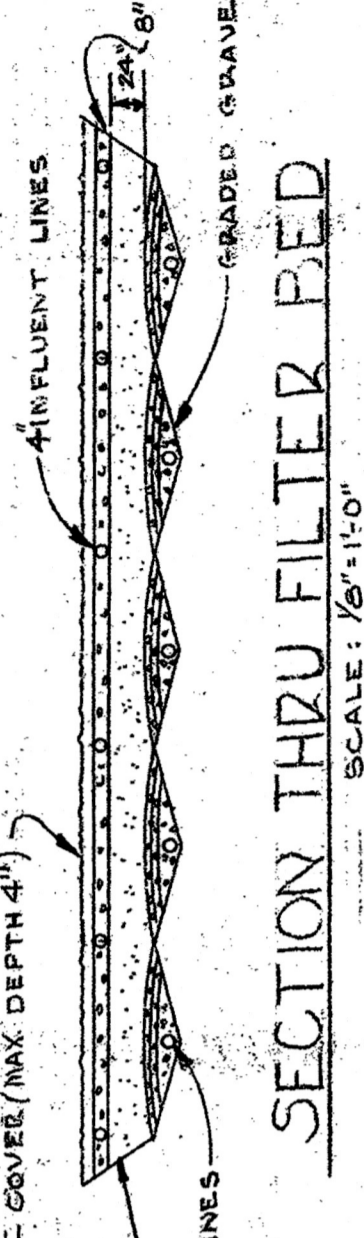
UNDERGROUND PLAN
SCALE 1/8"=1'-0"



DETAIL OF DOMESTIC H.W. HEATER
NOT TO SCALE



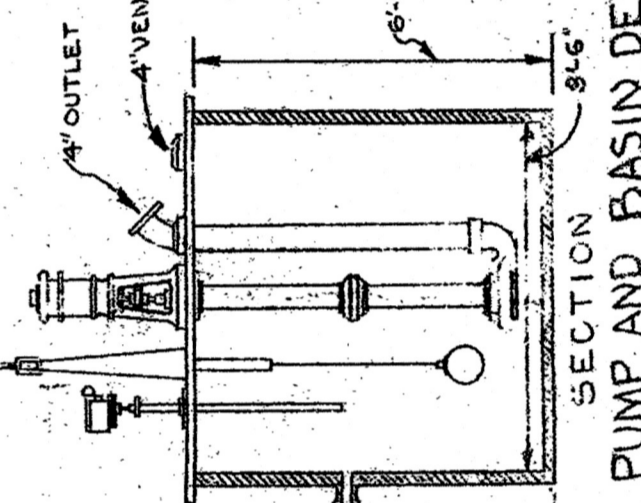
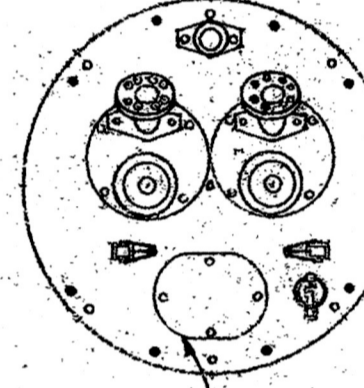
FILTER BED
SCALE 1/8"=1'-0"



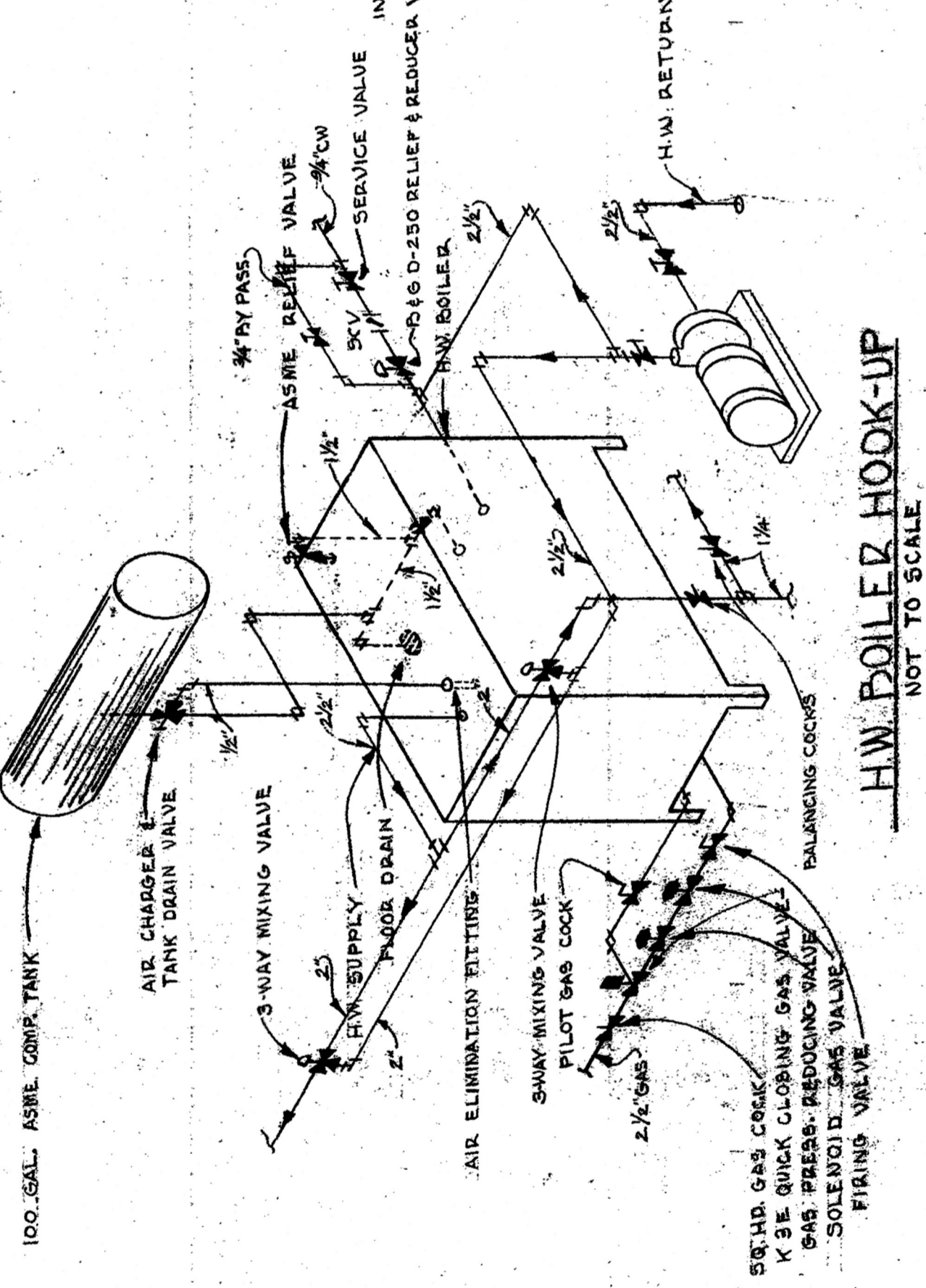
SECTION THRU FILTER BED
SCALE: 1/8"=1'-0"

LEGEND OF SYMBOLS

—	COLD WATER
—	HOT WATER
—	HOSEBIBS
—	GAS LINE
—	SOIL
—	CLEAN OUT
—	VENT
—	STORM DRAIN LINE
—	FLOOR DRAIN
—	HEATING SUPPLY
—	HEATING RETURN



SEWER PUMP AND RISER DETAIL
NOT TO SCALE

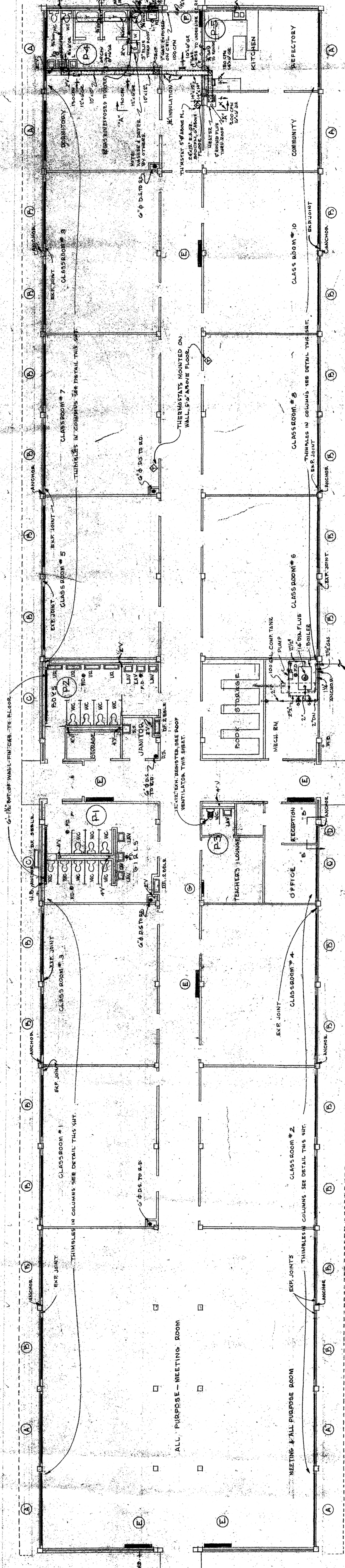


H.W. BOILER HOOK-UP
NOT TO SCALE

JOHN M. LACHIN, JR., A. I. A. Architect
511 Cotton Exchange Bldg., New Orleans, La.
Checked by P.S.S.
Date 9/10/57
2028
of 2

SCHOOL BUILDING
FOR
LOMAN CATHOLIC CONGREGATION
ST. MARY MAGDALEN
REV. AUSTIN L. CALLECO, PASTOR
AIRLINE PARK
JEFFERSON PARISH, LOUISIANA






SEE SHEET M-1 FOR CONT.

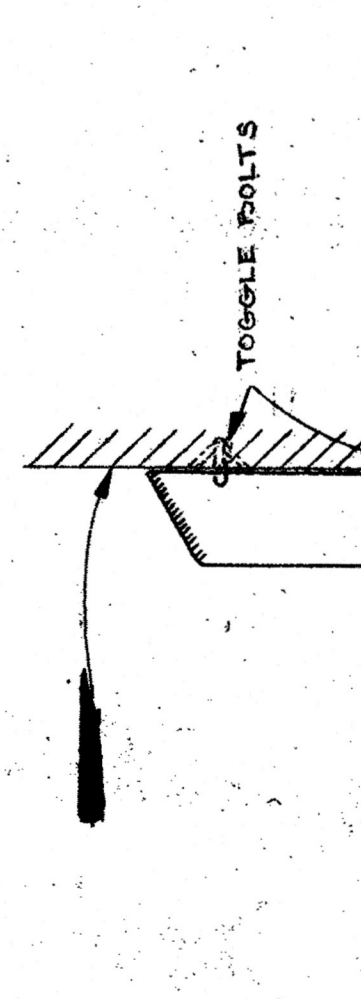
FLOOR PLAN
SCALE: 1/8" = 1'-0"

NOTE: UNDER ALTERNATE #1, CONTRACTOR SHALL COORDINATE WITH MECHANICAL SUB CONTRACTOR ON LOCATION OF THIMBLES THRU COLUMNS AND OTHER STRUCTURAL MEMBERS.

SECTION B-B
NOT TO SCALE




DETAIL OF WALL CONNECTOR
NOT TO SCALE



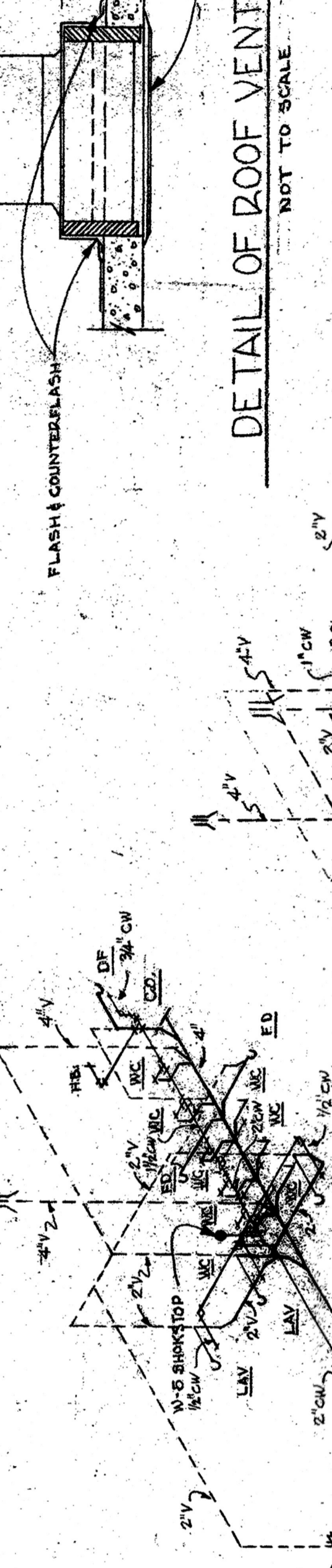
DETAIL OF WALL FIN UNITS
NOT TO SCALE



TYPICAL FLUE DETAIL
NOT TO SCALE



DETAIL OF ROOF VENTILATOR
NOT TO SCALE

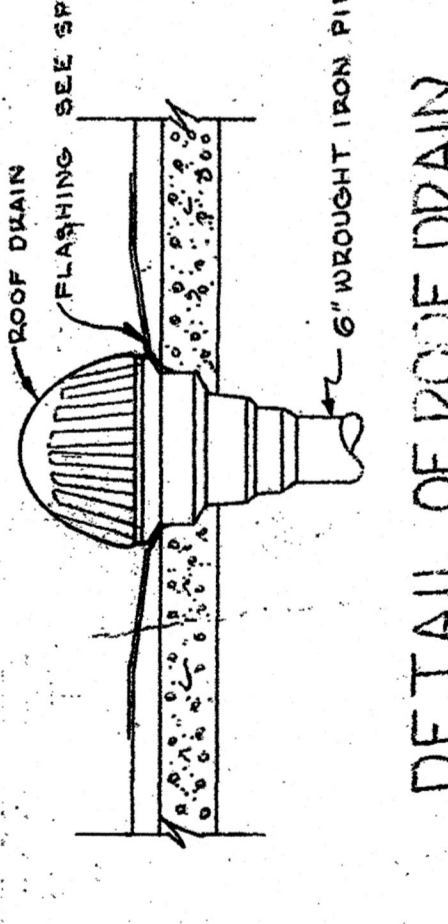


PLUMBING RISER DIAGRAMS
NOT TO SCALE

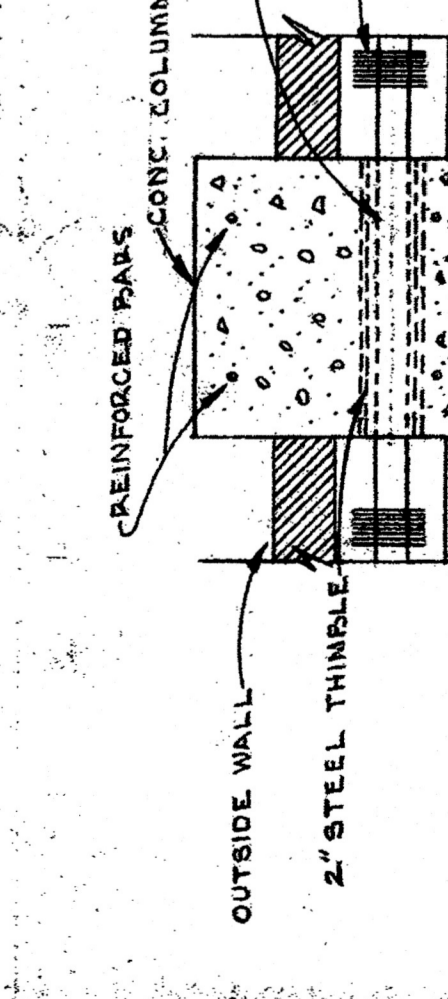
SCHEDULE OF WALL FIN RADIATORS

MARK	QTY	LOCATION	TYPE	ELEMENT ENCLASURE LENGTH	END PIECES	MPH	VALVE	REMARKS
A	2	MEETING ROOM	WALL FIN.	14'-0"	2	19.2	—	WEIRSTER WALLVECTOR, TYPE 412 OR APPROVED EQUAL.
B	24	CLASSROOMS	WALL FIN.	18'-0"	48	16.4	—	"
C	3	CLASSROOMS	WALL FIN.	11'-0"	6	13.7	—	"
D	1	RECEPTION	WALL FIN.	3'-0"	2	5.7	—	WEIRSTER WALLVECTOR, TYPE 420 OR APPROVED EQUAL.
E	1	RECEPTION	WALL FIN.	3'-0"	2	5.7	—	WEIRSTER WALLVECTOR, TYPE 420 OR APPROVED EQUAL.
F	1	CONDUCTOR	WALL FIN.	32'-0"	2	20	—	WEIRSTER WALLVECTOR, TYPE 412 OR APPROVED EQUAL.
G	1	TEACHERS LOUNGE	WALL FIN.	2'-0"	2	2.8	—	WEIRSTER WALLVECTOR, TYPE 412 OR APPROVED EQUAL.

NOTE: ALL UNITS BASED ON 180°F AVG. WATER TEMP. & 65°F ENTERING AIR TEMP.




DETAIL OF ROOF DRAIN
NOT TO SCALE



DETAIL OF THIMBLE THRU COLUMN
SCALE: 1/2" = 1'-0"

JOHN M. LACHIN, JR., A. I. A. Architect
511 Cotton Exchange Bldg., New Orleans, La.
SCHOOL BUILDING
ROMAN CATHOLIC CONGREGATION
ST. MARY MAGDALEN
REV. AUSTIN L. CARLICO, PASTOR
AIRLINE PARK
JEFFERSON PARISH, LOUISIANA



DATE: 2-12-51
REVISED:
DRAWN BY: W.C.S.
CHECKED BY: RAO
PRINT NO. 2038
SHEET NO. M-2
OF 2