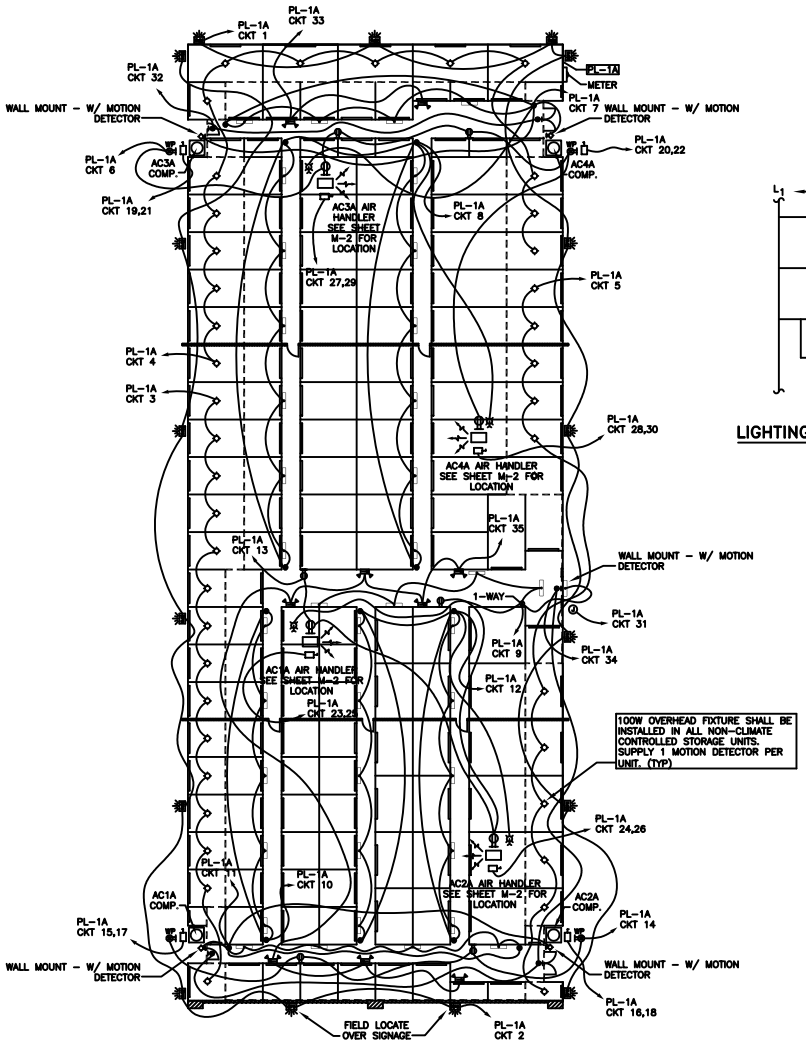

ELECTRIC PLAN - BLDG A

SCALE: 1/16" = 1'-0"

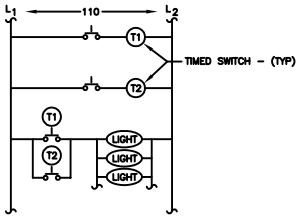

LIGHTING CONTROL DIAGRAM

SCALE: N.T.S.

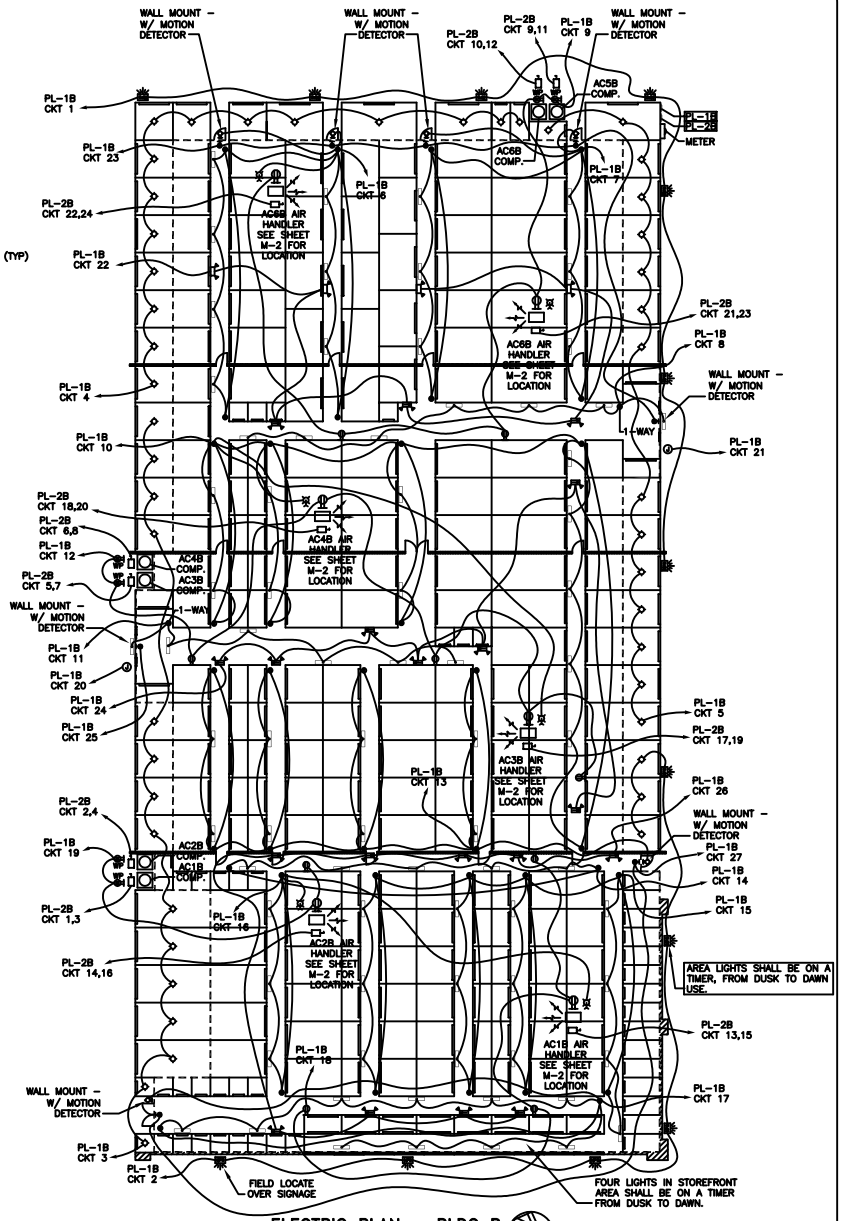

ELECTRIC PLAN - BLDG B

SCALE: 1/16" = 1'-0"

NOTE
SEE SHEET E-1 FOR ALL GENERAL ELECTRICAL NOTES.

LEGEND

- EXIT LIGHT, w/ 90 MIN. BATTERY BACK-UP
- EMERG. LIGHT, w/ 90 MIN. BATTERY BACK-UP AND EGRESS ARROW (SUSPENDED WHERE NEEDED, DOUBLE SIDED WHERE APPLICABLE)
- EMERG. LIGHT, w/ 90 MIN. BATTERY BACK-UP
- SWITCH
- 3 WAY SWITCH
- TIMED 3 WAY SWITCH
- 120V , 20A DUPLEX RECEPTACLE
- 240V, 30A DUPLEX RECEPTACLE
- GFI RECEPTACLE
- MOUNTED LIGHT
- LIGHT (VERIFY STYLE)
- JUNCTION BOX
- LIGHT (PULL CHAIN)
- WP - WEATHER-PROOF RECEPTACLE
- 1x4 FLUORESCENT LIGHT 2/40W/120V
- DISCONNECT SWITCH
- POWER PANEL
- THERMOSTAT
- HPS - HIGH PRESSURE SODIUM WALL MOUNT LUMINAIRE
- SMOKE SETECTOR-U.L. #285 WIRED TO 110V. CIRCUIT

BLDG. A & B ELECTRICAL PLANS

JEFF BRELAND
64287 HWY 41
PEARL RIVER, LOUISIANA

PLANET STORAGE

DAMMON ENGINEERING, INC.
1095 FLORIDA AVENUE 985-649-5832 SLIDELL, LA. 70458
DAMMONENGINEERING.COM

SCALE:AS NOTED
FILE:
JOB NO.1757
DATE:6-19-06
SHEET 23
E-2
OF 27