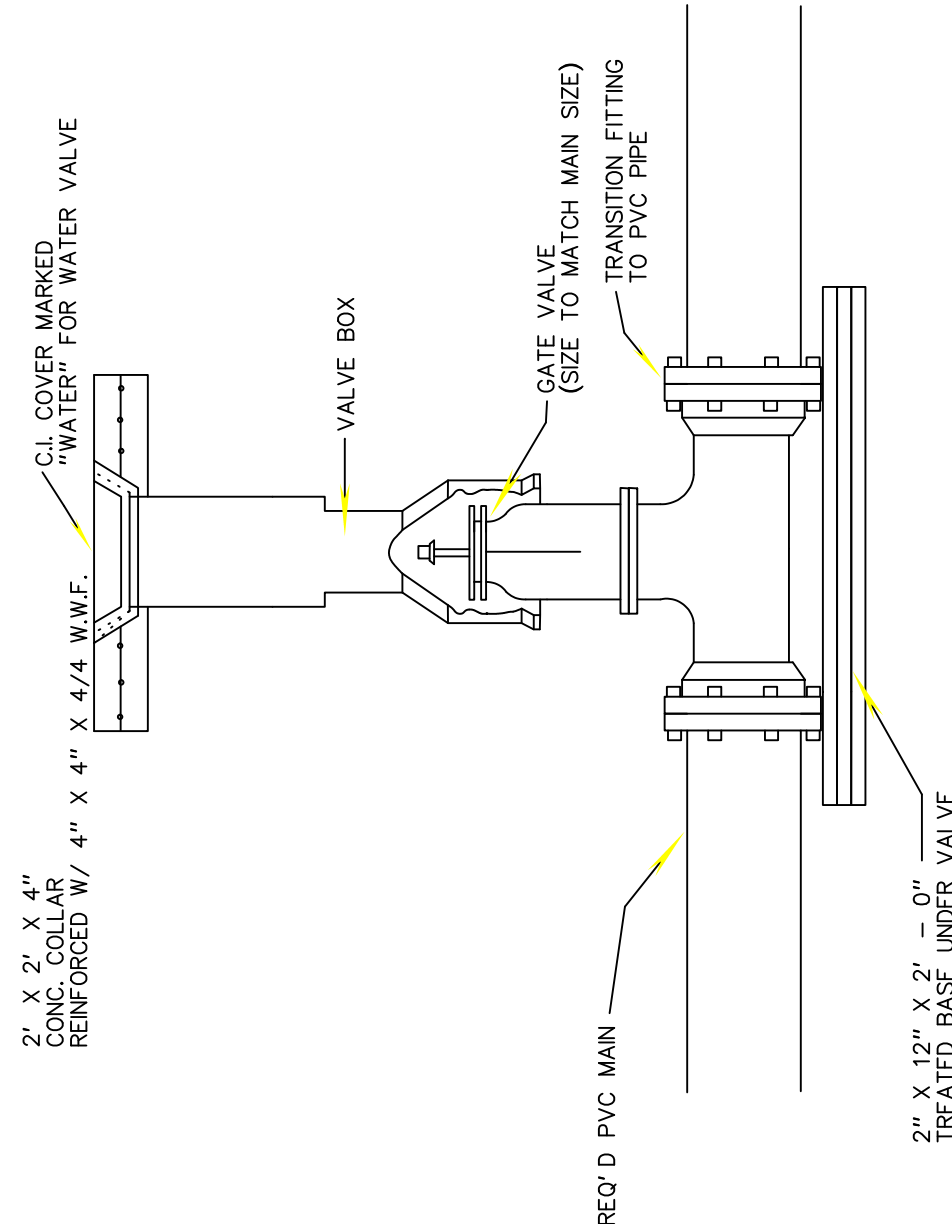
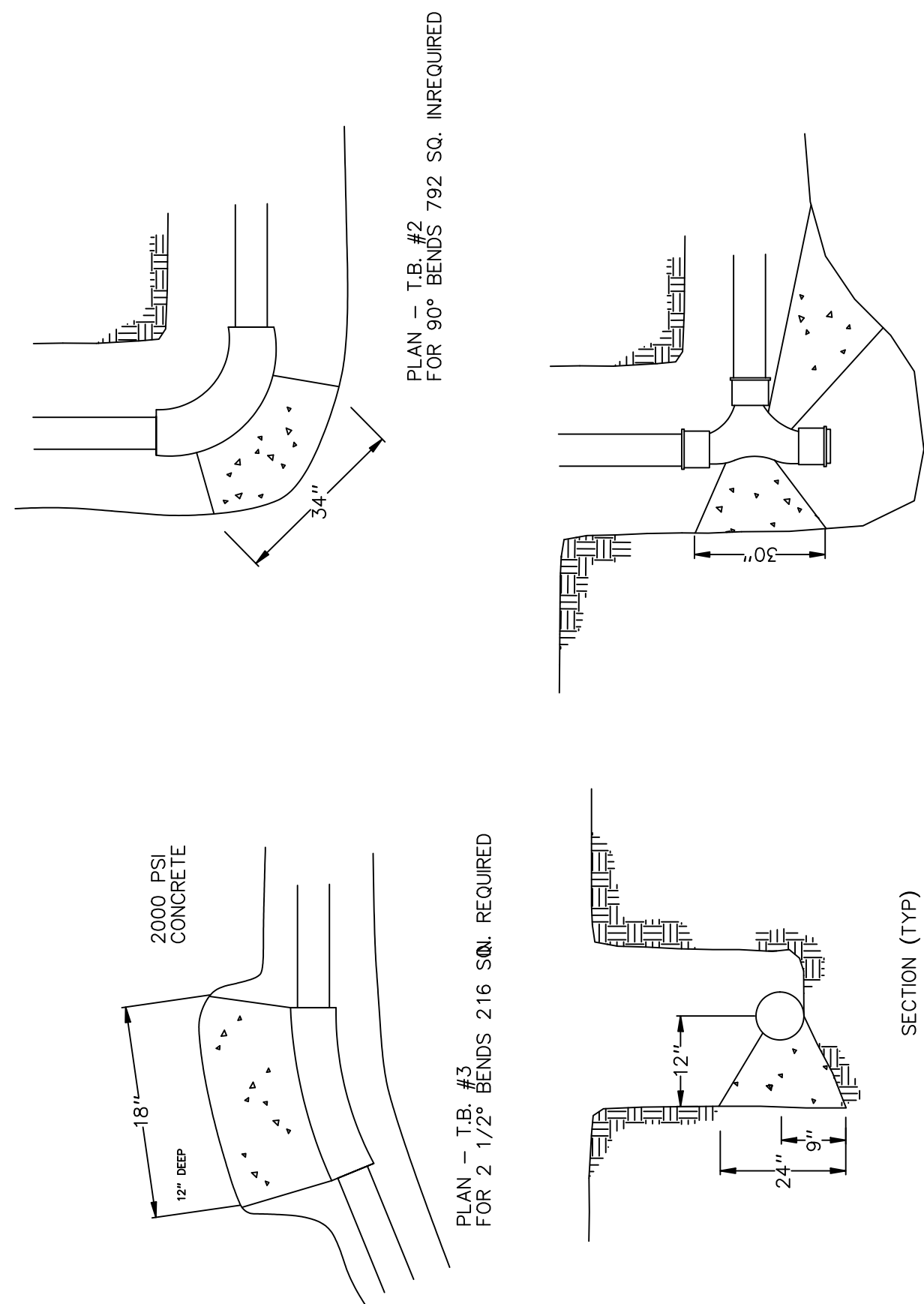
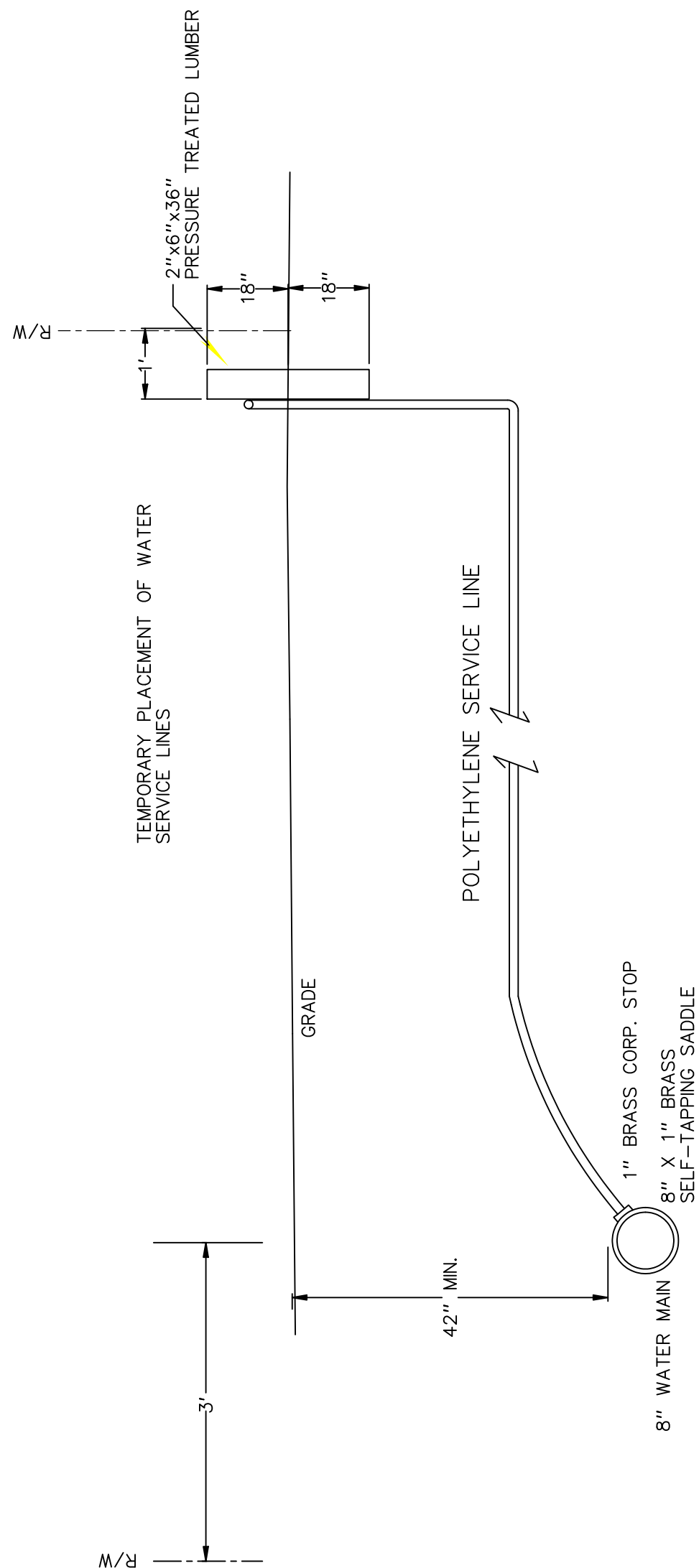


FIRE HYDRANTS SHALL BE PENN. CENTURION A-423 (OR APPROVED EQUAL), WITH 5.25" VALVE OPENING. 3 WAY TEE: TWO STANDARD 2.5" & ONE 4" FUPNER CONNECTION WITH NPT THREADS AND 6"X4" SWIVEL TEES & TRANSITION GASKET CONNECTION

THE BARREL SHALL BE PAINTED CHROME YELLOW. THE SPRING SHALL BE PAINTED ACCORDING TO THE GPM RATING AS FOLLOWS:

1,000 GPM OR MORE	(CLASS A) GREEN
500 TO 1,000 GPM	(CLASS B) ORANGE
500 GPM OR LESS	(CLASS C) RED



TYPICAL GATE VALVE DETAIL

THRUST BLOCK DETAILS

PLAN - T.B. #1
FOR FEES, DEADENDS, CROSSES
ALSO USE FOR TAPPING VALVE & SLEEVE
& FIRE HYDRANT 576 SQIN. REQUIRED

PLAN - T.B. #2
FOR 90° BENDS 792 SQ. INREQUIRED

PLAN - T.B. #3
FOR 2 1/2" BENDS 216 SQ. REQUIRED

SECTION (TYP)

ALLOWABLE SAFE LATERAL BEARING OF SOIL IN P.S.I.

	0*
MUCK & PEAT	500
SOFT CLAY	1000
SAND	1500
SAND & GRAVEL	2000
SAND & GRAVEL W/ CLAY	2500
SHALE	5000

*USE TIE ROD ANCHORS, LOCKING JOINT FITTINGS, FLANGED
FITTINGS OR TREATED TIMBER WITH CONCRETE BLOCKS

*USE TIE ROD ANCHORS, LOCKING JOINT FITTINGS, FLANGED FITTINGS OR TREATED TIMBER WITH CONCRETE BLOCKS

KELLY McHUGH & ASSOCIATES, INC.		CIVIL ENGINEERS & LAND SURVEYORS		845 GALVEZ ST., MANDEVILLE, LA.		PHONE 986-626-6611 FAX 986-626-6033	
SCALE: "1" = 30'		DATE: 01-30-09		JOB NO.: 08-194		DRAWN: DRJ	

RIVERVIEW

APARTMENTS IN ST. BERNARD PARISH, LOUISIANA for PROVIDENT REALTY ADVISORS

BEELER
GUEST
OWENS
ARCHITECTS, INC.
4246 N. CENTRAL EXPRESSWAY
SUITE 300 DALLAS, TEXAS 75205 (214) 520-8878

COPYRIGHT © Beeleer Guest Owens Architects, Inc. ALL RIGHTS RESERVED