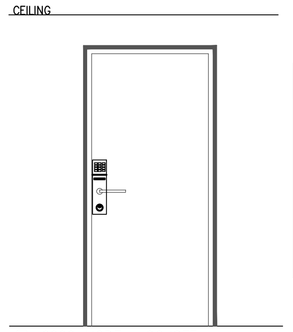

Ⓐ 6000 MODEL LOCKSET OFF LINE

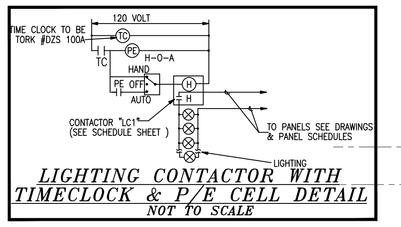

LIGHTING CONTACTOR WITH TIMECLOCK & P/E CELL DETAIL
NOT TO SCALE

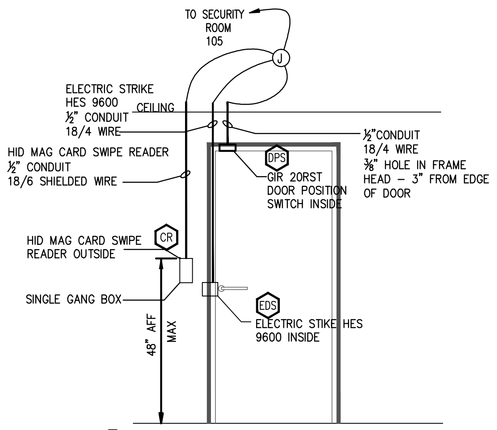

Ⓒ SINGLE DOOR W/ POSITION SWITCH

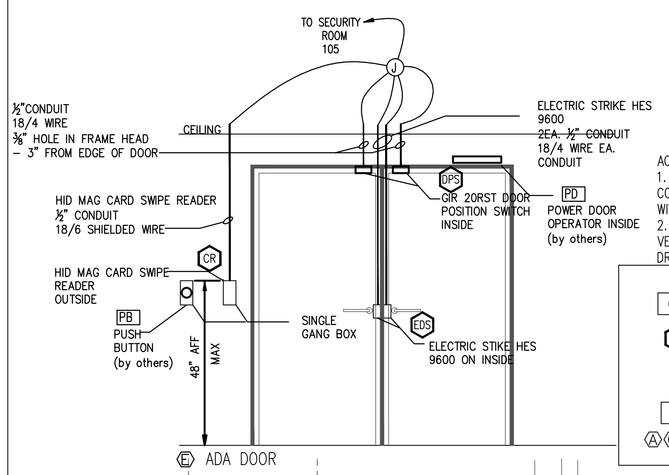

Ⓔ ADA DOOR

ACCESS CONTROL NOTES:
1. ELECTRICAL CONTRACTOR SHALL COORDINATE SECURITY REQUIREMENTS WITH THE GENERAL CONTRACTOR.
2. ALL DEVICE COUNTS ARE TO BE VERIFIED WITH SECURITY VENDOR SHOP DRAWINGS.

ACCESS CONTROL SYMBOL LEGEND

OL	= OFF LINE DOORS WITH PERSONA MDL VPC-6055	EDS	= ELECTRIC STRIKE H.E.S. 9600
CR	= MAG Stripe Card Reader HID MAG STRIE READER WP6445	EL	= ELECTRIC RELEASE LEVER – SECURITECH # EDTG20 D13 V1A 630 RHR
PB	= PUSH BUTTON (BY OTHERS)	EH	= ELECTRIC HENGE – MCKINNEY #TA2714CC 4 ½ X 4 ½ 626 – 4 WIRE HINGE
PD	= POWER DOOR OPERATOR (BY OTHERS)	DPS	= DOOR POSITION SWITCH – GR 20RST (SENSOR)
Ⓐ Ⓒ Ⓔ	= DOOR DETAIL DESIGNATION	J	= JUNCTION BOX

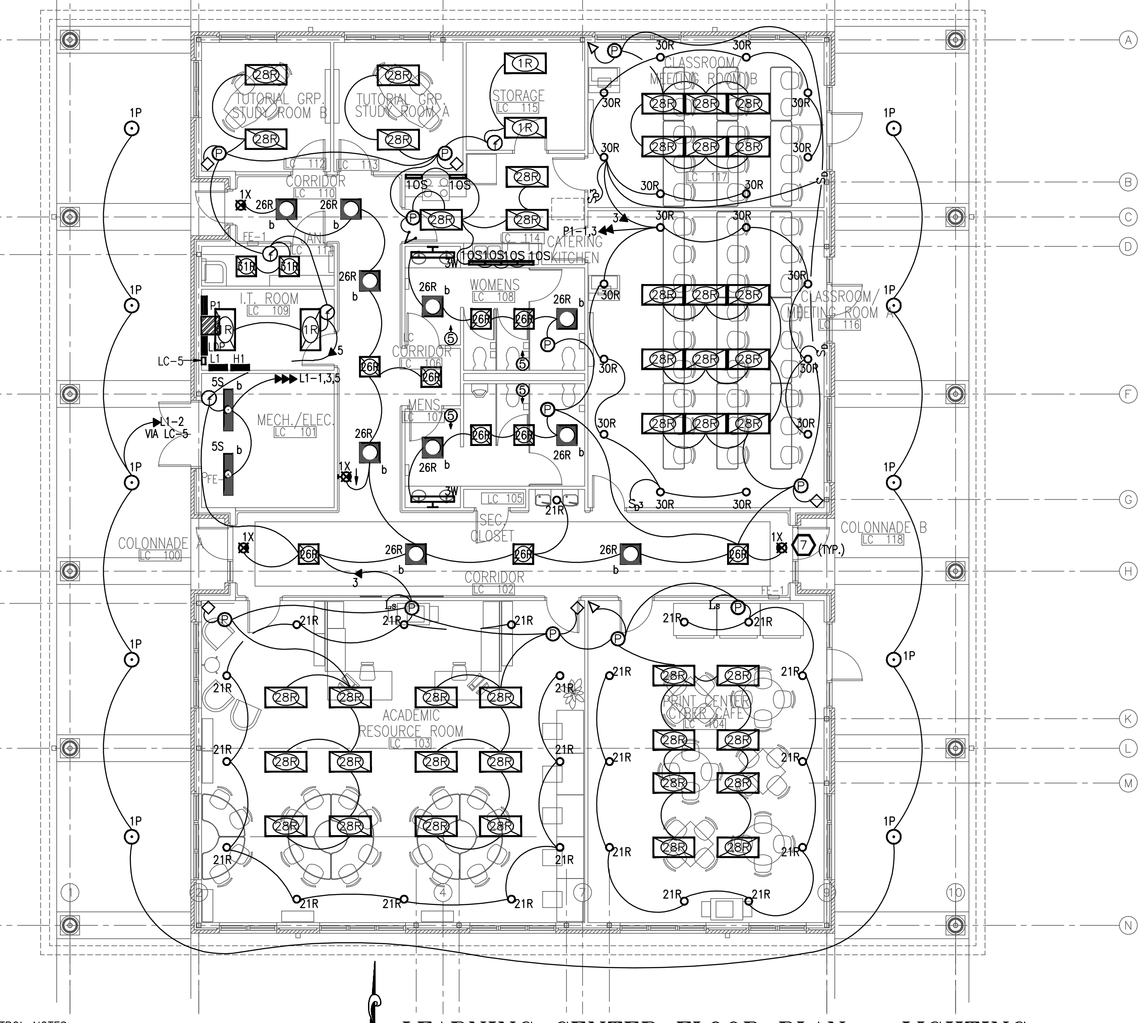

LEARNING CENTER FLOOR PLAN – LIGHTING
SCALE:1/8"=1'-0"

GENERAL NOTE:

1. PROVIDE (2) CAT6 DROPS TO ALL TEL/DATA OUTLETS SHOWN UNLESS NOTED OTHERWISE.

KEYED NOTES:

1. PROVIDE HUBBELL MODEL: RJ600 BOX & DATA/RG6/CAT5 OUTLET MODEL: RJ620W. LOCATE BEHIND FLATSCREEN TV–COORDINATE WITH ARCHITECT DRAWINGS.
2. JUNCTION BOX FOR WIRELESS ACCESS, PROVIDE CAT 6 CABLING BACK TO IT CLOSET.
3. PROVIDE 2–4" CONDUITS TO OUTSIDE OF BUILDING TO PULLBOX. SEE SITE PLAN SHEET E0.3.
4. MOUNT LED STRIP LIGHTS "14S" AT BASE OF CUPOLA, LAMPS UP POSITION. PROVIDE 2X4 BLOCKING IF NECESSARY FOR MOUNTING. FIXTURES MUST BE ABLE TO DISSIPATE HEAT.
5. IN ROOMS 116 AND 117 PROVIDE (3) CAT6 DROPS FOR EACH OUTLET SHOWN. USE 1" CONDUIT TO ACCESSIBLE CEILING SPACE.
6. IN ROOM104 PROVIDE (4) CAT6 DROPS FOR EACH OUTLET SHOWN. USE 1–1/4" CONDUIT TO ACCESSIBLE CEILING SPACE.
7. EXIT SIGNS SUPPLIED BY SECURITY CONTRACTOR, ELECTRICAL CONTRACTOR TO INSTALL AND CONNECT POWER. SECURITY CAMERA CABLING BY OTHERS. TYPICAL ALL DORMS.

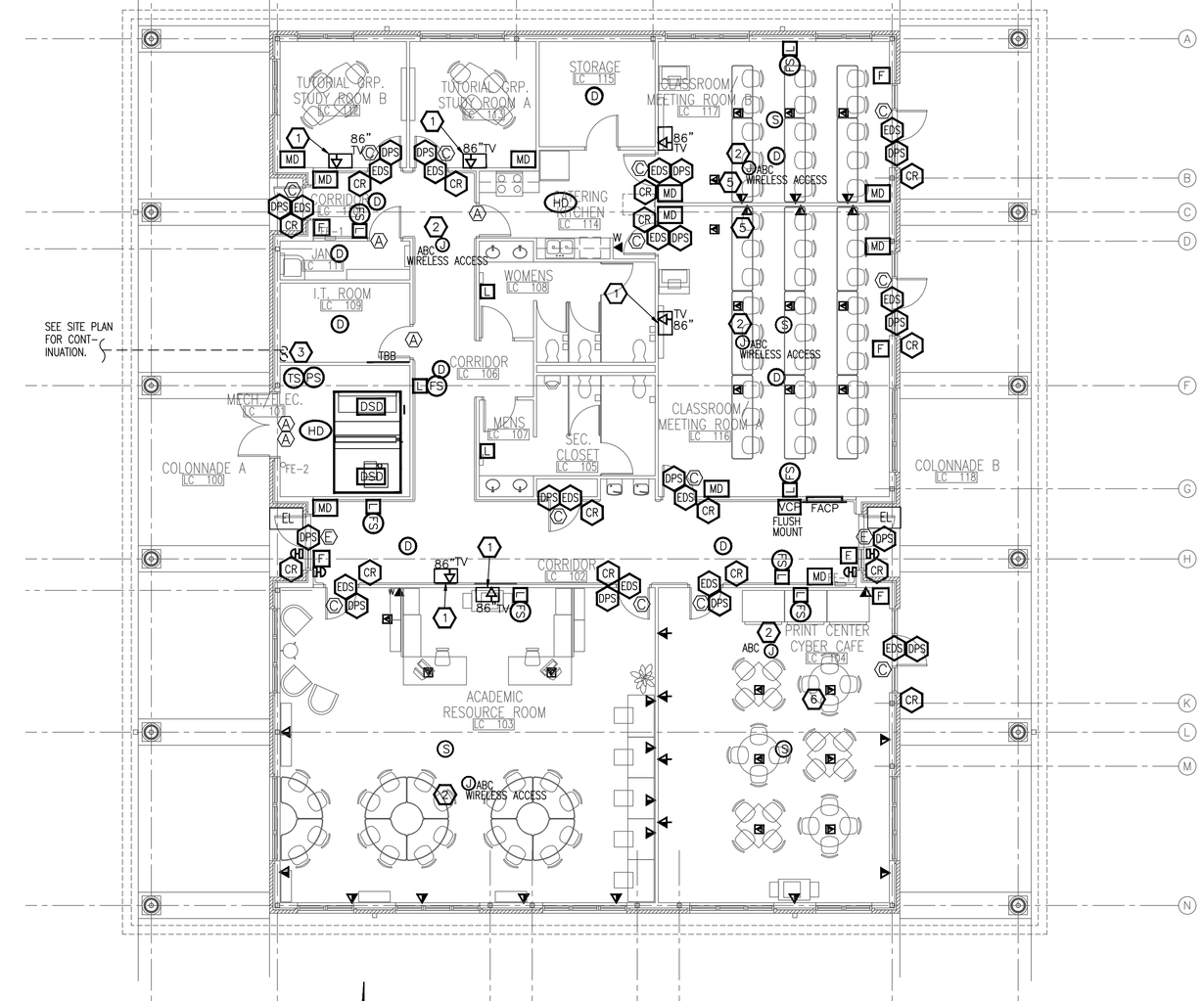

LEARNING CENTER FLOOR PLAN – COMMUNICATIONS
SCALE:1/8"=1'-0"

LIGHTING CONTROL SCHEDULE

		MANUFACTURER	MODEL NO.	
Dx	DUAL TECHNOLOGY WALL SWITCH/SENSOR – DW-100	WATT STOPPER		46"
Dxr	DUAL TECHNOLOGY WALL SWITCH/SENSOR DUAL RELAY – DW-200	WATT STOPPER		46"
Px	PASSIVE INFRARED WALL SWITCH/SENSOR – DW-100	WATT STOPPER		46"
Pxr	PASSIVE INFRARED WALL SWITCH/SENSOR DUAL RELAY – DW-200	WATT STOPPER		46"
Cx	CEILING MOUNTED ULTRASONIC SENSOR. 500SF	WATT STOPPER	W-500A	CEILING
Cx	CEILING MOUNTED ULTRASONIC SENSOR. 600SF – WT-605	WATT STOPPER		CEILING
Cx	CEILING MOUNTED ULTRASONIC SENSOR. 2200 SF W/RELAY – WT-2200	WATT STOPPER		CEILING
Cx	CEILING MOUNTED HALLWAY SENSOR 90FT. W/RELAY –WT 2250	WATT STOPPER		CEILING
	DUAL VOLTAGE POWER PACK.	WATT STOPPER	BZ-100	ABV.CEILING
	DUAL TECHNOLOGY SENSOR WALL MOUNT	WATT STOPPER	DT 200	7'-6"
	DUAL TECHNOLOGY SENSOR CEILING MOUNT	WATT STOPPER	CX-100	
	WALL MOUNT DIGITAL TIME SWITCH – TS – 400 OR EQUAL	WATT STOPPER	TS-400	46"
	WALL MOUNT LIGHT SAVER DAYLIGHTING CONTROLLER LS-101	WATT STOPPER		7'-6"
	PASSIVE INFRARED CEILING SENSOR	WATT STOPPER	WPIR	

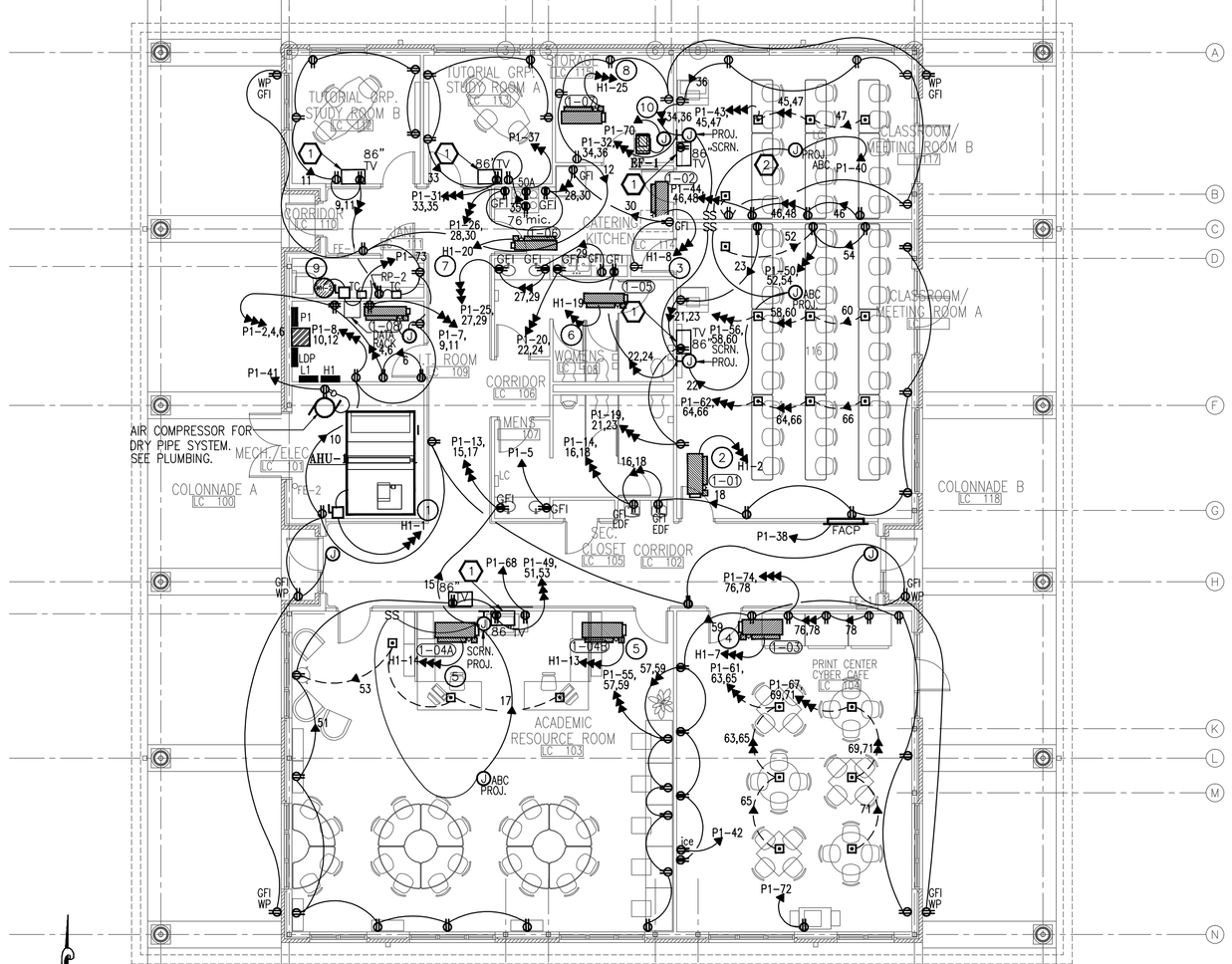

LEARNING CENTER FLOOR PLAN – POWER
SCALE:1/8"=1'-0"

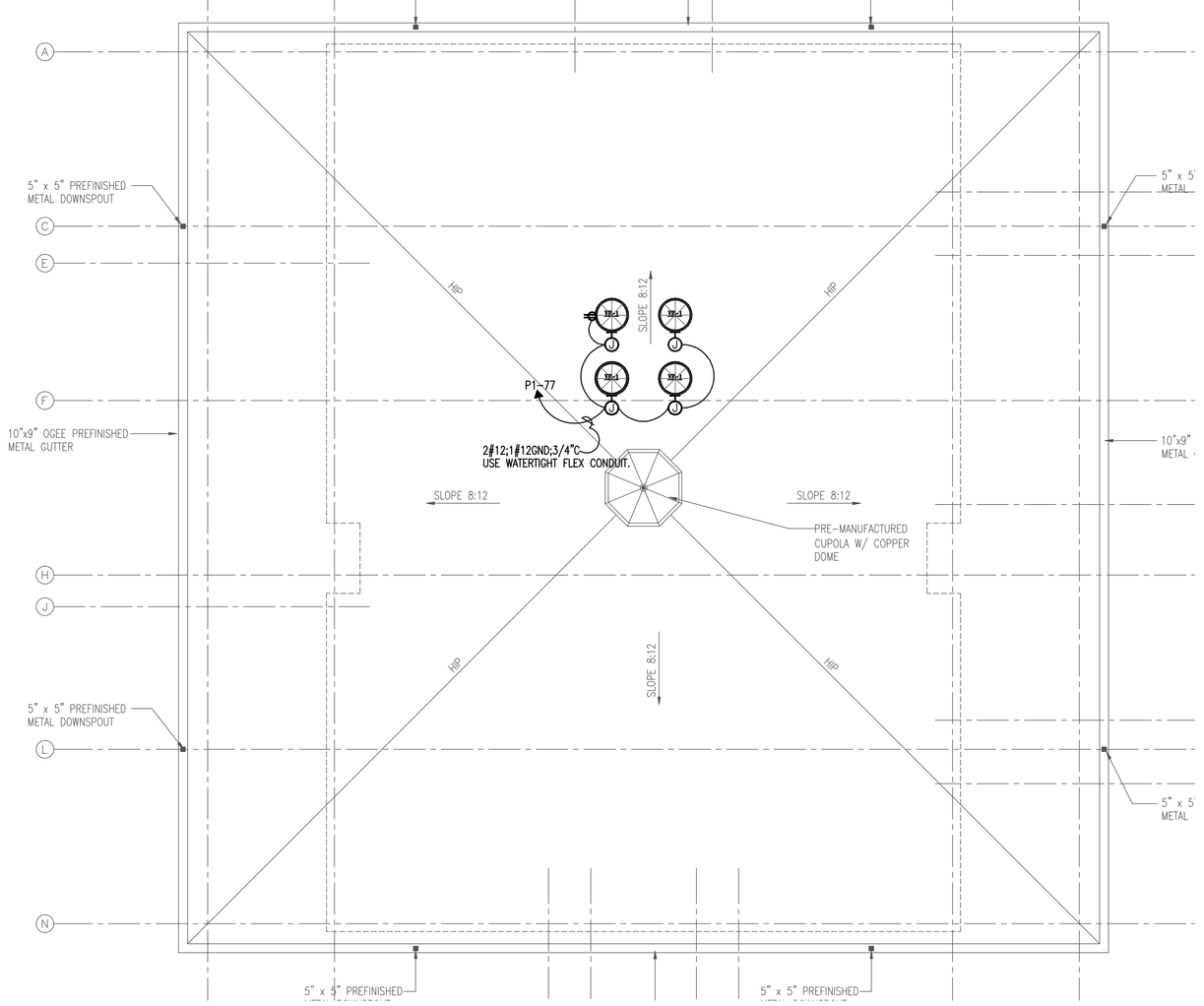

LEARNING CENTER ROOF PLAN – POWER
SCALE:1/8"=1'-0"

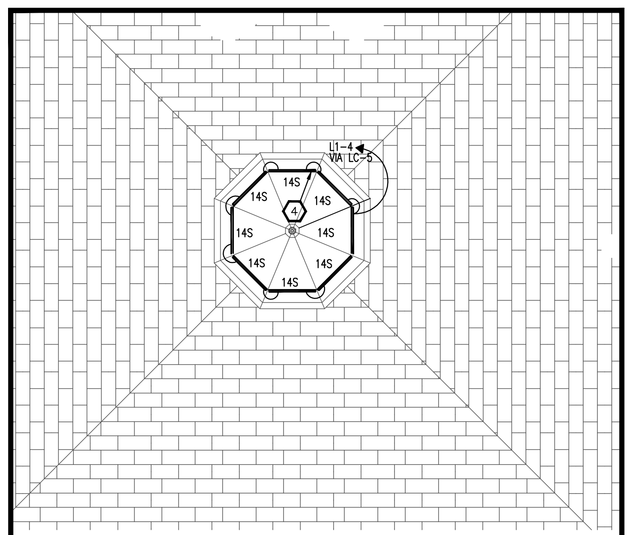

CUPOLA PLAN – LIGHTING
SCALE:1/4"=1'-0"

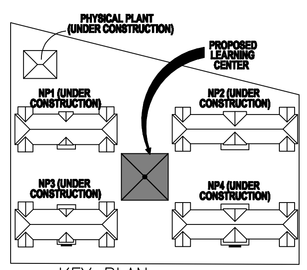

KEY PLAN
NTS

THIS DRAWING IS AN ELECTRONIC FILE PREPARED SOLELY FOR THE PURPOSE OF THIS PROJECT. THIS DRAWING AND COMPUTER FILE SHALL NOT BE USED, CHANGED, OR MODIFIED BY ANY PARTY FOR ANY PURPOSE WITHOUT AUTHORIZATION OF I.C. THOMASSON.

I. C. THOMASSON ASSOCIATES, INC.
CONSULTING ENGINEERS
BROOKHAVEN, MS

ICT PROJECT NUMBER 8187.03

DRAWN: GCM
CHECKED: CWF
FINAL DATE: AUGUST 12, 2009
REVISED: OCTOBER 8, 2008–ADDENDA
REVISED:
UPDATE:
COMPUTER FILE NAME: border1.dwg

LANDRY AND LEWIS ARCHITECTS, P.A.
#1 COMMERCE DRIVE
SUITE 200
HATTIESBURG, MS 39402
601-271-7711
FAX 601-271-7712

DESIGN CONSULTANTS
CLARK • NEXSEN
Architecture & Engineering
1123 Elizabeth Avenue, Suite 300
Charlotte, North Carolina 28204

SHEET TITLE: LEARNING CENTER FLOOR PLAN LIGHTING, POWER & COMM.

PROJECT: IHL No. 208–267 A DORMITORY REPLACEMENT LEARNING CENTER, PH II HATTIESBURG THE UNIVERSITY OF SOUTHERN MISSISSIPPI

THE UNIVERSITY OF SOUTHERN MISSISSIPPI

CHARLES WAYNE TANNAHILL REGISTERED PROFESSIONAL ENGINEER 12447 STATE OF MISSISSIPPI
SEAL

CN-08-3096A

SHEET NUMBER
LE1.1
OF 3 SHEET