REROOFING OF 100 WING @

6th WARD ELEMENTARY SCHOOL

ST. TAMMANY PARISH LOUISIANA

BUILDING CODE INFORMATION

APPLICABLE CODES
IBC 2015

BUSINESS GROUP "E" EDUCATIONAL (IBC 2015 CHAPTER 13)

WIND SPEED DESIGN REQUIREMENTS

THIS ROOF SHALL BE CONSTRUCTED WITH IBC SEC 1609:

WIND DESIGN DATA:

DETERMINATION OF WIND LOADS SHALL BE IN ACCORDANCE WITH IBC SEC 1609.3 (1), (2), OR (3) DEPENDING ON THE RISK CATEGORY

WIND SPEED Vult =	139 MPH	NOMINAL DESIGN WIND SPEED Vasd =	108 MPH
RISK FACTOR:	CATEGORY 2 BLDG	SURFACE ROUGHNESS =	C
TOPOGRAPHIC FACTOR =	1	EXPOSURE =	C
DESIGN WIND PRESSURE (ASCE 7-10 TABLE 28.6-1):		37.1 PSF	
INTERNAL PRESSURE COEFFICIENT (ASCE 7-10 TABLE 26.11-1):		± 0.18	

LIVE LOADS (IBC SEC 1607)

ROOF LIVE LOADS (IBC TABLE 1607.1):	20 PSF UNIFORM, 300 LB CONCENTRATED

SNOW LOADS (IBC TABLE 1608):

GROUND SNOW LOAD (IBC FIG 1608.2):	5 PSF

VICINITY MAP

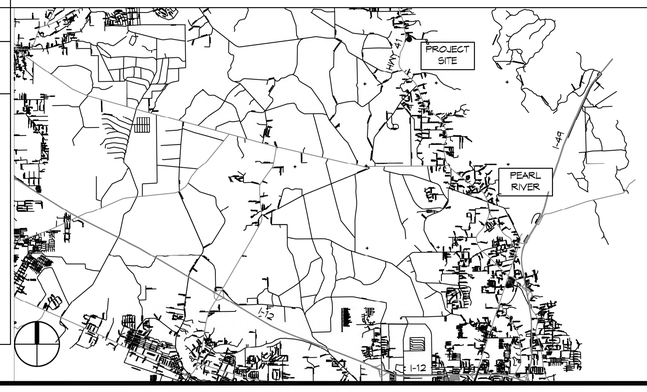

SHEET INDEX

SHEET #	SHEET TITLE
C100	COVER SHEET
C101	SITE PLAN
A101	WING 100 ROOF PLAN
A102	ROOF DETAILS

GENERAL NOTES

1. ALL MATERIALS AND WORK, INCIDENTAL TO THE CONSTRUCTION OF THIS PROJECT, SHALL CONFORM TO ALL GOVERNING CODES, AND REGULATIONS OF AGENCIES IN AUTHORITY.
2. CONTRACTOR SHALL PROVIDE ALL PUBLIC PROTECTIONS NECESSARY AS REQUIRED BY LAW.
3. THE DRAWINGS AND ANY SUBSEQUENTLY ISSUED ADDENDA, AMENDMENTS OR SUCH CHANGE ORDERS APPROVED BY THE OWNER AND THE CONTRACTOR ARE PART OF THESE CONTRACT DOCUMENTS.
4. DO NOT SCALE DRAWINGS. CONSULT WITH THE ENGINEER REGARDING ANY ITEMS IN THE CONTRACT DOCUMENTS THAT REQUIRE CLARIFICATION.
6. TRASH SHALL BE REMOVED FROM THE SITE NOT LESS THAN TWICE WEEKLY.
7. THE GENERAL CONTRACTOR SHALL VERIFY EXISTING CONDITIONS PRIOR TO COMMENCING WORK AND REPORT ANY AND ALL DISCREPANCIES TO THE ENGINEER.
8. CONTRACTOR VEHICLES AND EQUIPMENT NECESSARY FOR CONSTRUCTION MAY BE PARKED ON THE SITE. OTHER VEHICLES PARKED ON THE SITE REQUIRE THE OWNER'S PERMISSION.
9. ALL MATERIALS/EQUIPMENT SHALL BE INSTALLED PER MANUFACTURER'S RECOMMENDATIONS. WORK NOT CONSISTENT WITH MANUFACTURER'S RECOMMENDATIONS WILL BE REJECTED BY OWNER/ENGINEER.

DAMMON ENGINEERING, INC.
LOUISIANA & MISSISSIPPI
Chief Engineer: Brian Mistich, PE
554 Old Spanish Trail
Slidell, LA 70458
www.dammonengineering.com
info@dammonengineering.com
PH: 985.649.5832

REVISIONS

#	DESCRIPTION	DATE

SEAL:

STATE OF LOUISIANA
BRIAN A. MISTICH
License No. 30187
11/20/2019
PROFESSIONAL ENGINEER

ROOF REPLACEMENT
6TH WARD ELEMENTARY SCHOOL
72360 LA-41
Pearl River, LA 70452

JOB No: 2393 DATE: 11-18-2019
DRAWN BY: CHECKED BY:

SHEET TITLE:
COVER SHEET

DRAWING NUMBER:
G101

SHEET No: 1 of 4

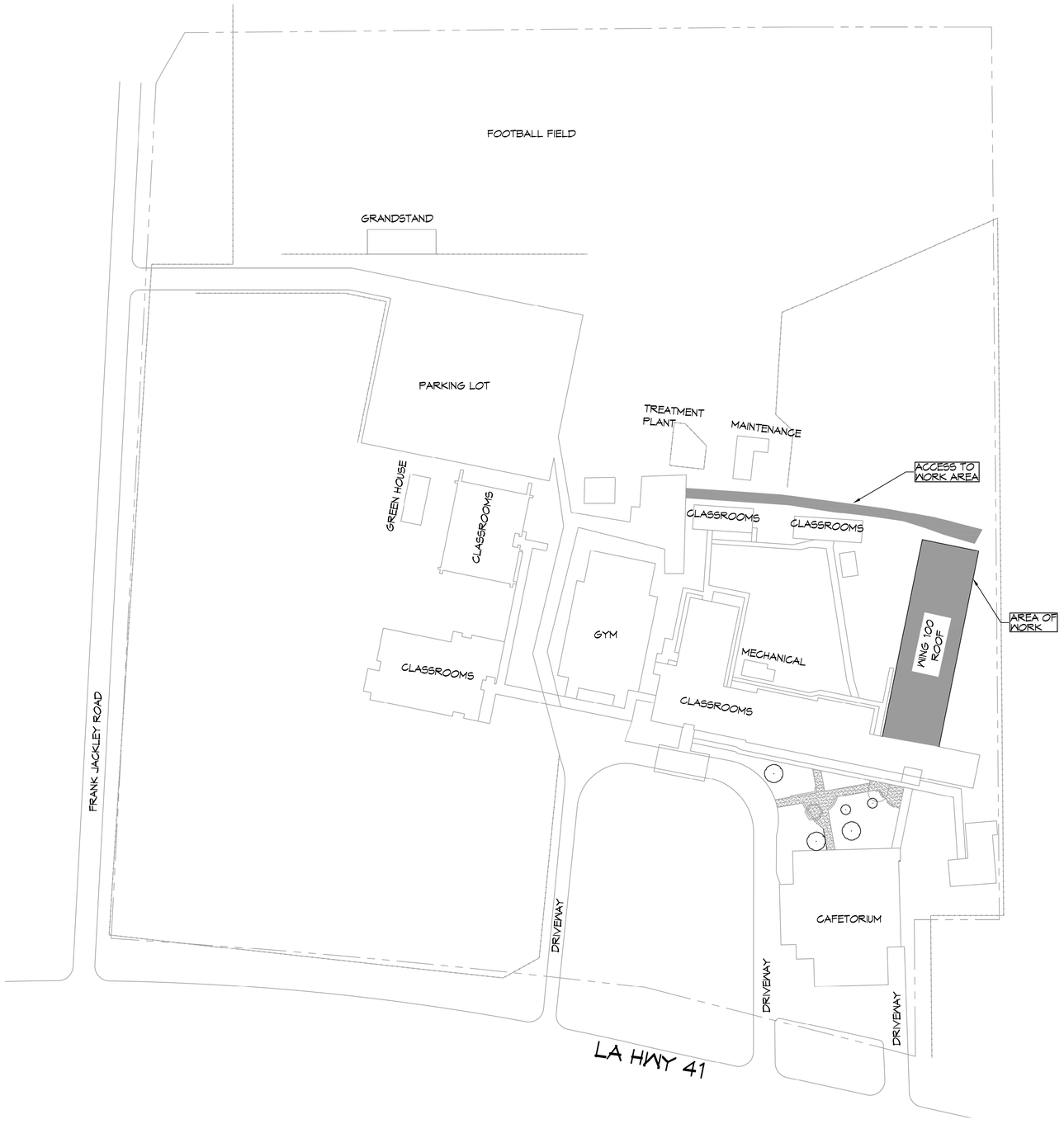

1 SITE PLAN
SCALE: 1" = 60'-0"

DAMMON ENGINEERING, INC.
LOUISIANA & MISSISSIPPI

Chief Engineer: Brian Mistich, PE
554 Old Spanish Trail
Slidell, LA 70458
www.dammonengineering.com
info@dammonengineering.com
PH: 985.649.5832

REVISIONS

#	DESCRIPTION	DATE

SEAL:
STATE OF LOUISIANA
BRIAN A. MISTICH
License No. 30187
11/20/2019
PROFESSIONAL ENGINEER

ROOF REPLACEMENT
6TH WARD ELEMENTARY SCHOOL
72360 LA-41
Pearl River, LA 70452

JOB No:	2393	DATE:	11-18-2019
DRAWN BY:	CKD	CHECKED BY:	JMS

SHEET TITLE:
SITE PLAN

DRAWING NUMBER:
C101

SHEET No: 2 of 4

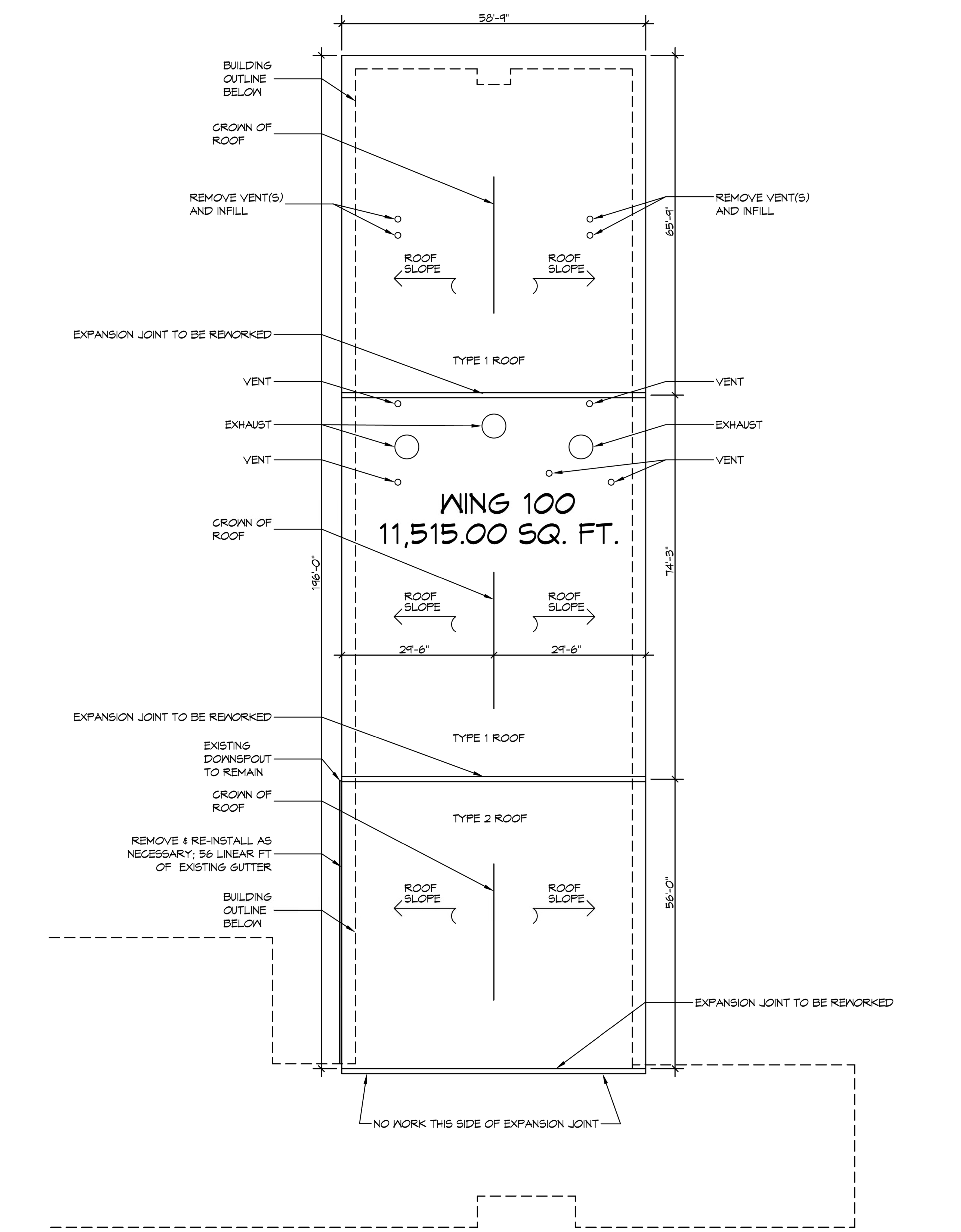

2 ROOF PLAN
SCALE: 1/16"= 1'-0"

3 PICTURES OF EXTERIOR ROOF
SCALE: 1/16"= 1'-0"

a UNDERSIDE OF ROOF
SCALE: 1/16"= 1'-0" TYPE 1 SUB ROOF



b UNDERSIDE OF ROOF
SCALE: 1/16"= 1'-0" TYPE 2 SUB ROOF

3 PICTURES OF INTERIOR OF ROOF
SCALE: 1/16"= 1'-0"

DAMMON ENGINEERING, INC.
LOUISIANA & MISSISSIPPI
Chief Engineer: Brian Mistich, PE
554 Old Spanish Trail
Slidell, LA 70458
www.dammonengineering.com
info@dammonengineering.com
PH: 985.649.5832

#	DESCRIPTION	REVISIONS	DATE

SEAL:
STATE OF LOUISIANA
BRIAN A. MISTICH
License No. 30187
11/20/2019
PROFESSIONAL ENGINEER

ROOF REPLACEMENT
6TH WARD ELEMENTARY SCHOOL
72360 LA-41
Pearl River, LA 70452

JOB No:	2393	DATE:	11-18-2019
DRAWN BY:	CKD	CHECKED BY:	JMS

The above drawings and specifications, designs and arrangements and shall remain the property of Dammon Engineering, and no par[illegible] disclosed to others, or used in connection with any work or proje[illegible] project for which the have been prepared and developed wit[illegible] Dammon Engineering. Visual contact with these drawings or spec[illegible] conclusive evidence of acceptance of the[illegible]

SHEET TITLE:
WING 100 ROOF PLAN

DRAWING NUMBER:
A101

FILE NAME: J:\- Schools Public\01 Thibodaux PARISH SCHOOL BOARD\3393 - Sixth Ward 100 Day\Drawings\Current Drawings\A102 - ROOF DETAILS.dwg PLOT DATE & TIME: Wednesday, November 20, 2019 11:19:59 AM

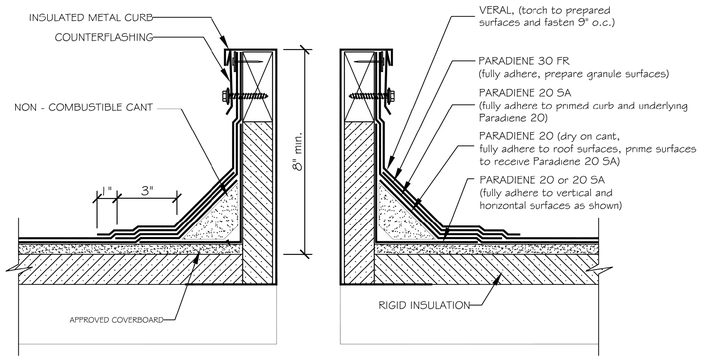

CURB DETAIL

N.T.S.

NOTES:
1. PREPARE GRANULE SURFACES UNDER FLASHING BY TORCH PREPARATION.
2. WHERE PRIMER IS INDICATED TO MAINTAIN PROPER ADHESION, TA-119 PRIMER IS REQUIRED FOR ALL PARADIENE 20 SA FLASHING REINFORCING AND STRIPPING PLY APPLICATIONS. USE PA-1125 OR PA-917 LS FOR ALL NON-PARADIENE 20 SA APPLICATIONS. CONTACT SIPLAST FOR SPECIFIC REQUIREMENTS.
3. THE CARPENTRY AND METAL WORK SHOWN DEPICTS SHOP FABRICATION AND JOB-SITE ASSEMBLY. THESE COMPONENTS SHOULD BE DESIGNED/FABRICATED/INSTALLED ACCORDING TO GENERALLY ACCEPTED INDUSTRY PRACTICES, STANDARDS, AND APPROVALS.
4. DISSIMILAR METAL TYPES SUBJECT TO ELECTROLYTIC REACTION SHOULD BE PHYSICALLY SEPARATED.
5. REQUIREMENTS AND RECOMMENDATIONS DETAILED IN SIPLAST SPECIFICATIONS SHALL APPLY IN ADDITION TO THE ABOVE DRAWING.

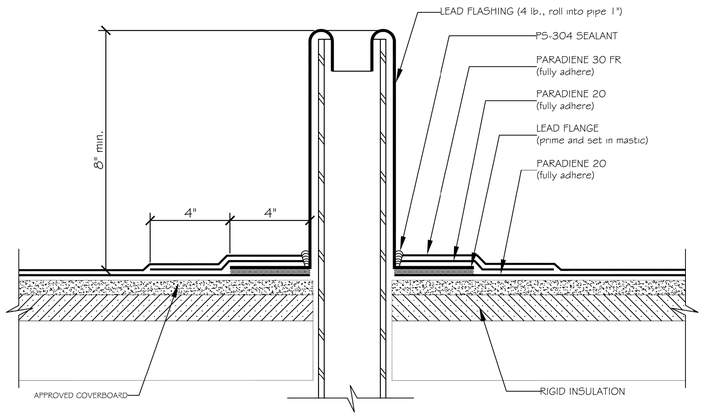

WASTE STACK DETAIL

N.T.S.

NOTES:
1. WHERE PRIMER IS INDICATED TO MAINTAIN PROPER ADHESION, TA-119 PRIMER IS REQUIRED FOR ALL PARADIENE 20 SA FLASHING REINFORCING AND STRIPPING PLY APPLICATIONS. USE PA-1125 OR PA-917 LS FOR ALL NON-PARADIENE 20 SA APPLICATIONS. CONTACT SIPLAST FOR SPECIFIC REQUIREMENTS.
2. REQUIREMENTS AND RECOMMENDATIONS DETAILED IN SIPLAST SPECIFICATIONS SHALL APPLY IN ADDITION TO THE ABOVE DRAWING.

CAUTION: SIPLAST RECOMMENDS THAT ALL PRACTICES PERTAINING TO NRCA CERTA GUIDELINES BE FOLLOWED WHEN TORCHING METHODS ARE EMPLOYED. THIS INCLUDES PERFORMING A FIRE WATCH FOLLOWING ANY TORCH APPLICATIONS. ALWAYS HAVE APPROVED FIRE-EXTINGUISHING EQUIPMENT NEARBY.

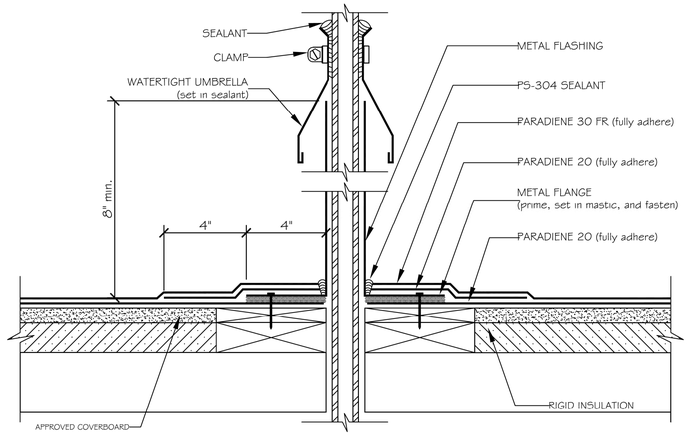

CONDUIT/SMALL PIPE PENETRATION DETAIL

N.T.S.

NOTES:
1. WHERE PRIMER IS INDICATED TO MAINTAIN PROPER ADHESION, TA-119 PRIMER IS REQUIRED FOR ALL PARADIENE 20 SA FLASHING REINFORCING AND STRIPPING PLY APPLICATIONS. USE PA-1125 OR PA-917 LS FOR ALL NON-PARADIENE 20 SA APPLICATIONS. CONTACT SIPLAST FOR SPECIFIC REQUIREMENTS.
2. THE CARPENTRY AND METAL WORK SHOWN DEPICT SHOP FABRICATION AND JOB-SITE ASSEMBLY. THESE COMPONENTS SHOULD BE DESIGNED/FABRICATED/INSTALLED ACCORDING TO GENERALLY ACCEPTED INDUSTRY PRACTICES, STANDARDS, AND APPROVALS.
3. DISSIMILAR METAL TYPES SUBJECT TO ELECTROLYTIC REACTION SHOULD BE PHYSICALLY SEPARATED.
4. REQUIREMENTS AND RECOMMENDATIONS DETAILED IN SIPLAST SPECIFICATIONS SHALL APPLY IN ADDITION TO THE ABOVE DRAWING.

CAUTION: SIPLAST RECOMMENDS THAT ALL PRACTICES PERTAINING TO NRCA CERTA GUIDELINES BE FOLLOWED WHEN TORCHING METHODS ARE EMPLOYED. THIS INCLUDES PERFORMING A FIRE WATCH FOLLOWING ANY TORCH APPLICATIONS. ALWAYS HAVE APPROVED FIRE-EXTINGUISHING EQUIPMENT NEARBY.

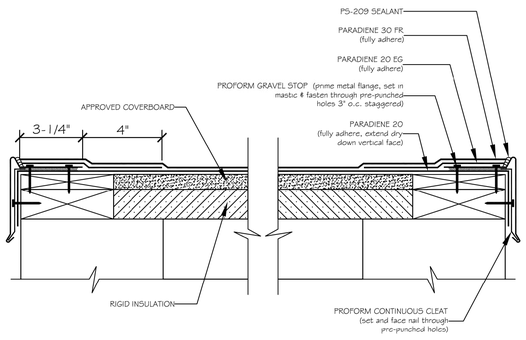

PROFORM GRAVEL STOP DETAIL

N.T.S.

NOTES:
1. REFER TO THE PARAGUARD ROOF PERIMETER SYSTEMS INSTALLER'S GUIDE FOR INFORMATION ON PRODUCTS, SIZING, AND INSTALLATION OF THE PARAGUARD SYSTEM.
2. WHERE PRIMER IS INDICATED TO MAINTAIN PROPER ADHESION, TA-119 PRIMER IS REQUIRED FOR ALL PARADIENE 20 SA FLASHING REINFORCING AND STRIPPING PLY APPLICATIONS. USE PA-1125 OR PA-917 LS FOR ALL NON-PARADIENE 20 SA APPLICATIONS. CONTACT SIPLAST FOR SPECIFIC REQUIREMENTS.
3. PREPARE GRANULE SURFACES UNDER FLASHING BY TORCH PREPARATION.
4. THE CARPENTRY SHOWN DEPICTS JOB-SITE ASSEMBLY AND SHOULD BE CONSTRUCTED ACCORDING TO GENERALLY ACCEPTED PRACTICES, STANDARDS, AND APPROVALS.
5. REQUIREMENTS AND RECOMMENDATIONS DETAILED IN SIPLAST SPECIFICATIONS SHALL APPLY IN ADDITION TO THE ABOVE DRAWING.

CAUTION: SIPLAST RECOMMENDS THAT ALL PRACTICES PERTAINING TO NRCA CERTA GUIDELINES BE FOLLOWED WHEN TORCHING METHODS ARE EMPLOYED. THIS INCLUDES PERFORMING A FIRE WATCH FOLLOWING ANY TORCH APPLICATIONS. ALWAYS HAVE APPROVED FIRE-EXTINGUISHING EQUIPMENT NEARBY.

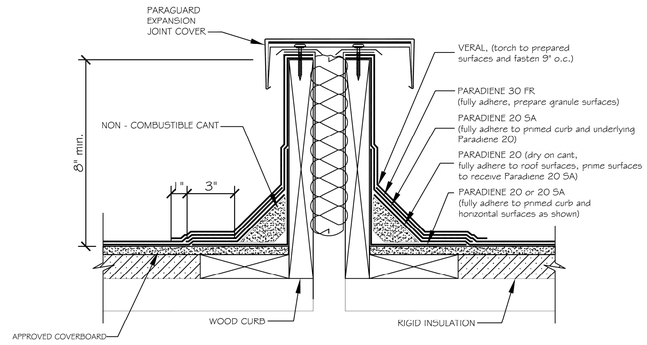

PARAGUARD EXPANSION JOINT DETAIL

N.T.S.

NOTES:
1. REFER TO THE PARAGUARD ROOF PERIMETER SYSTEM INSTALLER'S GUIDE FOR INFORMATION ON PRODUCTS, SIZING, AND INSTALLATION OF THE PARAGUARD SYSTEM.
2. WHERE PRIMER IS INDICATED TO MAINTAIN PROPER ADHESION, TA-119 PRIMER IS REQUIRED FOR ALL PARADIENE 20 SA FLASHING REINFORCING AND STRIPPING PLY APPLICATIONS. USE PA-1125 OR PA-917 LS FOR ALL NON-PARADIENE 20 SA APPLICATIONS. CONTACT SIPLAST FOR SPECIFIC REQUIREMENTS.
3. PREPARE GRANULE SURFACES UNDER FLASHING BY TORCH PREPARATION.
4. THE CARPENTRY WORK SHOWN DEPICTS SHOP FABRICATION AND JOB-SITE ASSEMBLY. THESE COMPONENTS SHOULD BE DESIGNED/FABRICATED/INSTALLED ACCORDING GENERALLY ACCEPTED INDUSTRY PRACTICES, STANDARDS, AND APPROVALS.
5. DISSIMILAR METAL TYPES SUBJECT TO ELECTROLYTIC REACTION SHOULD BE PHYSICALLY SEPARATED.
6. REQUIREMENTS AND RECOMMENDATIONS DETAILED IN SIPLAST SPECIFICATIONS SHALL APPLY IN ADDITION TO THE ABOVE DRAWING.

CAUTION: SIPLAST RECOMMENDS THAT ALL PRACTICES PERTAINING TO NRCA CERTA GUIDELINES BE FOLLOWED WHEN TORCHING METHODS ARE EMPLOYED. THIS INCLUDES PERFORMING A FIRE WATCH FOLLOWING ANY TORCH APPLICATIONS. ALWAYS HAVE APPROVED FIRE-EXTINGUISHING EQUIPMENT NEARBY.

DAMMON ENGINEERING, INC.
LOUISIANA & MISSISSIPPI
www.dammonengineering.com
info@dammonengineering.com
PH: 985.649.5832
Chief Engineer: Brian Mistich, PE
554 Old Spanish Trail
Slidell, LA 70458

REVISIONS

#	DESCRIPTION	DATE

SEAL:

ROOF REPLACEMENT
6TH WARD ELEMENTARY SCHOOL
72360 LA-41
Pearl River, LA 70452

JOB No:	2393	DATE:	11-18-2019
DRAWN BY:	CKD	CHECKED BY:	BAM

The above drawings and specifications, design and arrangement represented thereby are and shall remain the property of Dammon Engineering, and no part thereof shall be used, loaned or disclosed except with the written permission of Dammon Engineering. Visual contact with these drawings or specifications shall constitute conclusive evidence of acceptance of these restrictions.

SHEET TITLE:
ROOF DETAILS

DRAWING NUMBER:
A102

SHEET No: 4 of 4