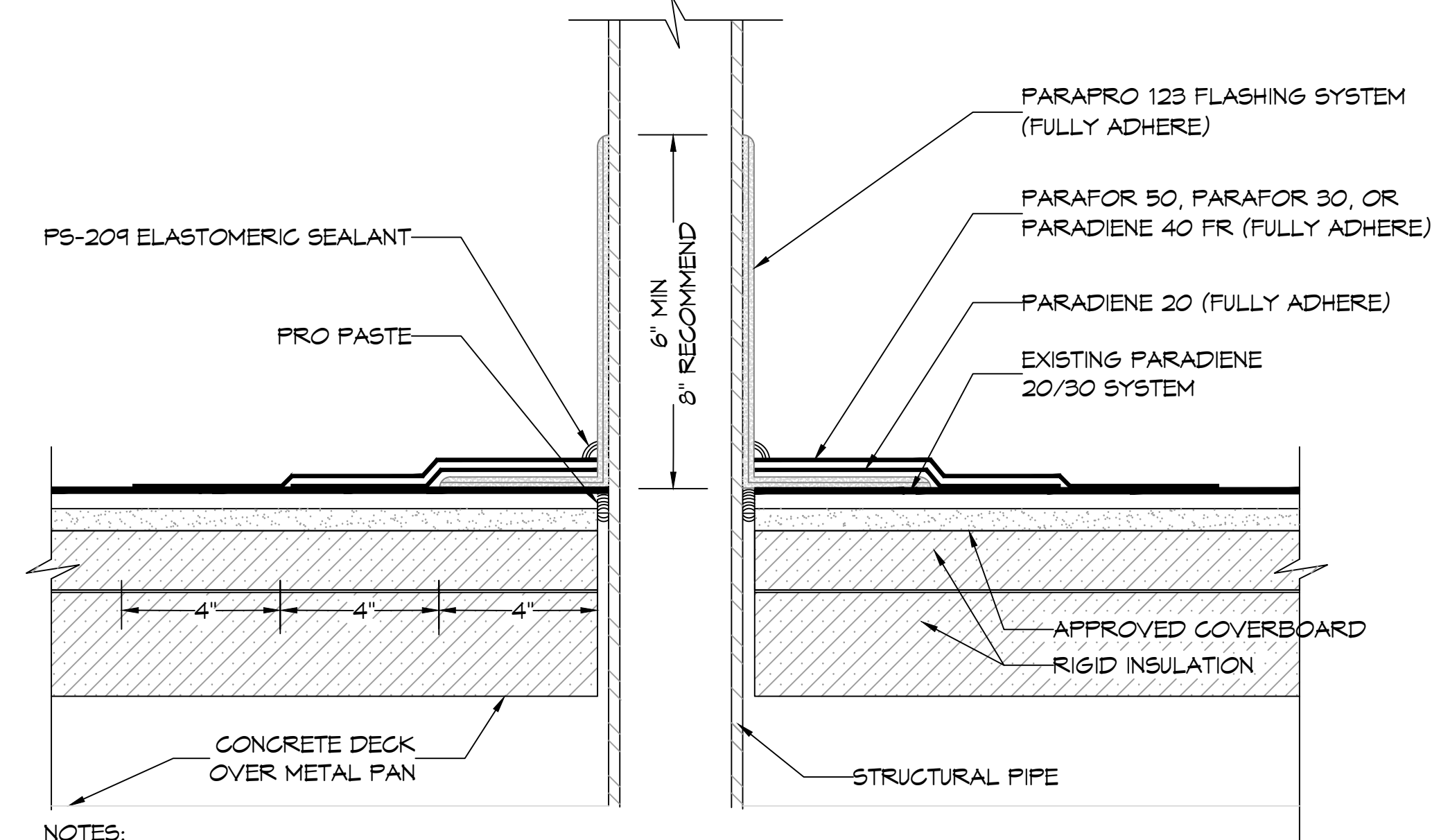
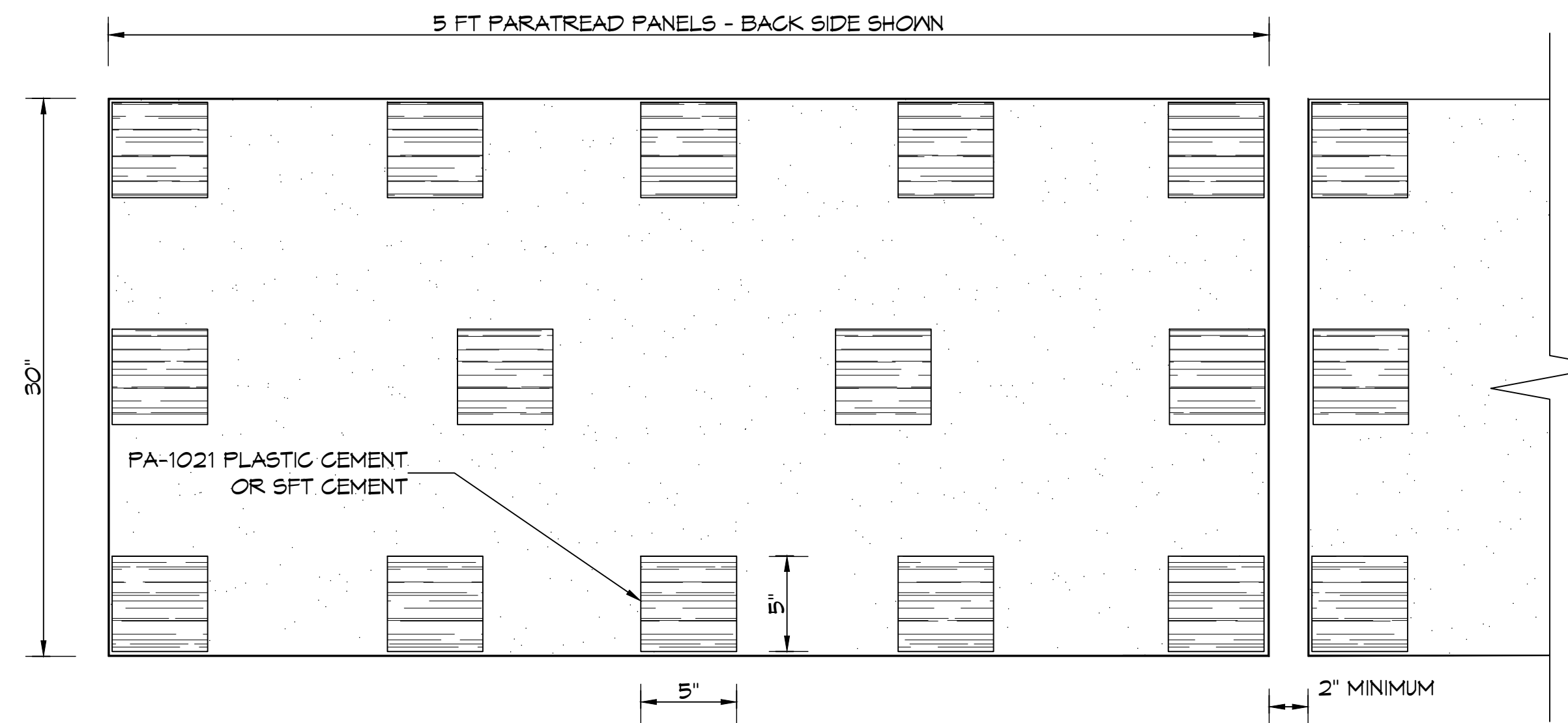


PENETRATION ADDITION WITH PARAPRO 123 FLASHING
PARADIENE 20/30 FR - RIGID INSULATION



- NOTES:
- BEFORE APPLICATION OF PARAPRO 123 FLASHING SYSTEM, PRO PASTE SHOULD BE USED TO FILL VOIDS WHERE ROOFING MEMBRANES TERMINATE AT PENETRATIONS.
 - REFER TO SIPLAST PREPARATION GUIDELINES FOR PROPER SURFACE TREATMENT OF ALL MATERIALS PRIOR TO APPLICATION OF PARAPRO FLASHING.
 - REFER TO SIPLAST FLEECE CUTTING RECOMMENDATIONS FOR CONFIGURATIONS, CUTTING, FOLDING AND LAPPING TECHNIQUES.
 - REQUIREMENTS AND RECOMMENDATIONS DETAILED IN THE CURRENT SIPLAST SPECIFICATIONS AND THE PARAPRO 123 FLASHING SYSTEM INSTALLER'S GUIDE SHALL APPLY IN ADDITION TO THE ABOVE DRAWING.



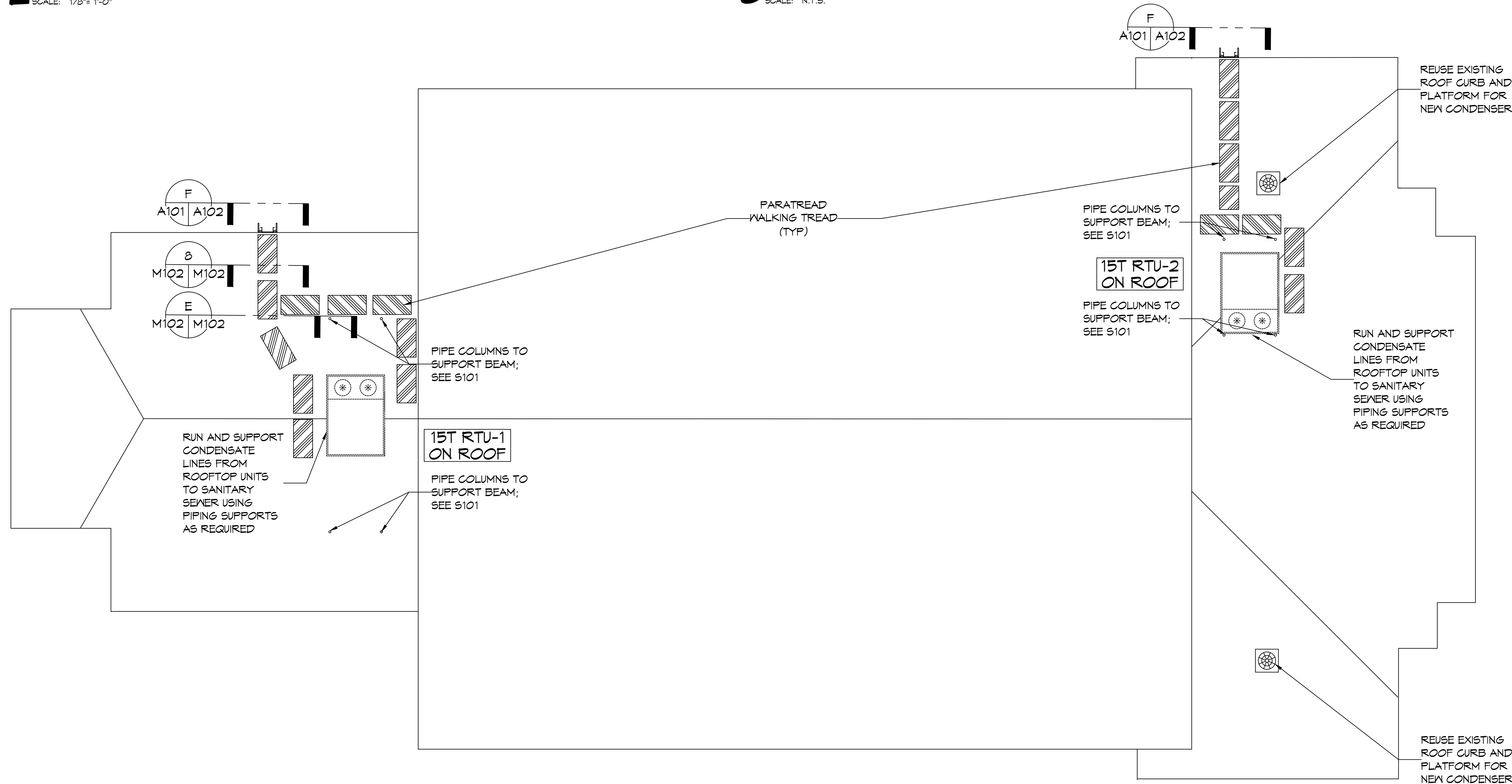
- NOTES:
- PARATREAD IS APPLIED WITH PA-1021 PLASTIC CEMENT TO BOTH GRANULE SURFACED AND FOIL FINISHED MEMBRANES. THE PANELS MUST BE PRE-CUT FROM THE ROLL IN MAXIMUM 5 FOOT LENGTHS AND ALLOWED TO RELAX PRIOR TO APPLICATION. COLD WEATHER APPLICATION MAY REQUIRE PRE-WARMING PANELS TO ALLOW THE MATERIAL TO LAY FLAT. THE PA-1021 PLASTIC CEMENT IS APPLIED TO THE BACK SIDE OF THE PARATREAD IN APPROX. 5\"/>
 - PARATREAD IS NOT APPROVED FOR USE ON SLOPES IN EXCESS OF 3\"/>
 - REQUIREMENTS AND RECOMMENDATIONS DETAILED IN CURRENT SIPLAST SPECIFICATIONS SHALL APPLY IN ADDITION TO THE ABOVE DRAWING.

ROOF NOTES

- THIS EXISTING ROOF HAS A 20-YR. ROOF MEMBRANE / SYSTEM GUARANTEE WITH SIPLAST PARAGUARD PERIMETER EDGE SYSTEM INCLUSION. THE GUARANTEE NO. 539589 HAS AN EXPIRATION DATE OF 10/05/2031.
- ALL ROOF REPAIRS, PENETRATIONS AND WALKING TREAD INSTALLATIONS SHALL BE PERFORMED BY A SIPLAST APPROVED CONTRACTOR TO MAINTAIN WARRANTY OF THE ROOF AND ANY IMPROVEMENTS.
- PARATREAD PANELS SHALL BE INSTALLED SO THAT NORMAL AIR FILTER MAINTENANCE OF THE ROOF TOP HVACS CAN BE DONE WITHOUT DAMAGING THE ROOF.

ROOF PLAN
SCALE: 1/8" = 1'-0"

WALKING SURFACE
SCALE: N.T.S.



ROOF PLAN
SCALE: 1/8" = 1'-0"

DAMMON ENGINEERING, INC.
LOUISIANA & MISSISSIPPI
Chief Engineer: Brian Mistich, PE
554 Old Spanish Trail
Slidell, LA 70458
www.dammonengineering.com
info@dammonengineering.com
PH: 985.649.5832

#	DESCRIPTION	DATE

SEAL:

MECHANICAL RENOVATIONS
BOYETT JUNIOR HIGH SCHOOL
51295 Rebel Dr.
Slidell, LA 70461
JOB No: 2465
DATE: 12-29-2023
DRAWN BY: CKD
CHECKED BY: BAK

SHEET TITLE:
ROOF PLAN

DRAWING NUMBER:
A101

CONSTRUCTION NOTES

1. EXISTING CONDUIT AND WIRE IN FLOOR SLAB TO BE REUSED. IDENTIFY CIRCUIT AND LABEL CIRCUIT BREAKER ON J-BOX.
2. EXISTING UNIT HEATER TO REMAIN. IDENTIFY CIRCUIT AND LABEL CIRCUIT BREAKER ON J-BOX.

GENERAL POWER NOTES

1. ALL WORK SHALL CONFORM TO THE LATEST EDITION OF THE NATIONAL ELECTRICAL CODE, THE GOVERNING ELECTRICAL CODE AND ALL OTHER INSPECTION DEPARTMENTS HAVING JURISDICTION. OBTAIN CERTIFICATES OR APPROVAL WHERE REQUIRED. ELECTRICAL CONTRACTOR SHALL VERIFY ALL WIRE AND CONDUIT SIZES FOR MECHANICAL EQUIPMENT TO BE INSTALLED.
2. ALL MATERIALS FURNISHED SHALL BE NEW AND SHALL BE U.L. LISTED.
3. THE DRAWINGS INDICATE SIZE AND GENERAL LOCATION OF WORK. SCALED DIMENSIONS SHALL NOT BE USED. THE EXACT LOCATION OF ALL DISCONNECTS, RECEPTACLES, ETC. SHALL BE DETERMINED BY ACTUAL CONDITIONS IN THE FIELD.
4. PRIOR TO BIDDING, CONTRACTOR SHALL VISIT THE JOB SITE AND FAMILIARIZE THEMSELVES WITH THE EXISTING CONDITIONS.
5. ELECTRICAL CONTRACTOR SHALL COORDINATE HIS WORK WITH OTHER TRADES AND WITH OTHER CONTRACTORS WHOSE WORK MAY AFFECT THIS INSTALLATION.
6. PERFORM TEST REQUIRED BY THE OWNER OR THE ENGINEER IN CONNECTION WITH THE OPERATION OF THE ELECTRICAL SYSTEM IN THE BUILDING. ALL TESTS SHALL BE MADE IN ACCORDANCE WITH THE LATEST STANDARD OF THE IEEE AND THE NATIONAL ELECTRICAL CODE.
7. MINIMUM CONDUCTOR SIZE SHALL BE #12, 600V INSULATION.
8. MINIMUM SIZE CONDUIT SHALL BE 3/4" ELECTRICAL METALLIC TUBING (EMT) FOR INTERIOR USE, 3/4" SCHEDULE 80 PVC FOR EXTERIOR USE ABOVE GRADE AND 1" SCHEDULE 40 PVC FOR EXTERIOR USE BELOW GRADE, BURIED A MINIMUM OF 18" FOR NON-VEHICULAR TRAFFIC AREAS AND 36" IN VEHICULAR TRAFFIC AREAS.
9. INTERIOR FITTINGS SHALL BE CAST WHERE EXPOSED ON WALLS, AND EXTERIOR FITTINGS SHALL BE CAST BOXES WITH NEMA 3R COVER(S).
10. CONTRACTOR SHALL INSTALL WIRING, CIRCUIT BREAKERS AND OTHER CIRCUIT COMPONENTS TO MATCH EQUIPMENT ACTUALLY INSTALLED.
11. ALL 120V RUNS LONGER THAN 60 FEET SHALL BE #10 AWG AND 277V RUNS LONGER THAN 180 FEET SHALL BE #10 AWG UNLESS NOTED OTHERWISE.
12. INSTALL GROUND FAULT RECEPTACLES AT RECEPTACLE LOCATIONS WITHIN 5' OF SINKS OR LAVATORIES, AND AT EXTERIOR LOCATIONS. EXTERIOR RECEPTACLES SHALL ALSO BE WATERPROOF. ALL RECEPTACLES IN THE KITCHEN AREA SHALL HAVE GROUND FAULT PROTECTION.
13. BONDING AND GROUNDING SHALL BE IN ACCORDANCE WITH NFPA 70:250-63, NFPA 250-23, 250-71 & 250-72.
14. GROUND NEUTRAL IN ACCORDANCE WITH NFPA 70:250-230.
15. FUSES SHALL BE ITC CLASS K5, 250 VOLT, 200,000 AMP INTERRUPTING CAP.
16. EXTERIOR LIGHTING SHALL BE SHADED OR INWARDLY DIRECTED IN SUCH A MANNER SO THAT NO DIRECT LIGHTING OR GLARE IS CAST BEYOND THE PROPERTY LINE. THE INTENSITY OF SUCH LIGHTING SHALL NOT EXCEED ONE FOOT CANDLE AS MEASURED AT THE ABUTTING PROPERTY LINE.
17. ALL ELECTRICAL, MECHANICAL AND PLUMBING PENETRATING FIRE PARTITIONS SHALL BE FIRE CAULKED. (PENETRATIONS THROUGH RATED CONSTRUCTION SHALL BE SEALED WITH A MATERIAL CAPABLE OF PREVENTING THE PASSAGE OF FLAMES AND HOT GASES WHEN TESTED IN ACCORDANCE WITH ASTM-E814.)
18. VERIFY ELECTRICAL CONNECTIONS PER MANUFACTURERS RECOMMENDATIONS.

DAMMON
ENGINEERING, INC.
LOUISIANA & MISSISSIPPI

www.dammonengineering.com
info@dammonengineering.com
PH: 985.649.5832

Chief Engineer: Brian Mistich, PE
554 Old Spanish Trail
Slidell, LA 70458

#	DESCRIPTION	DATE



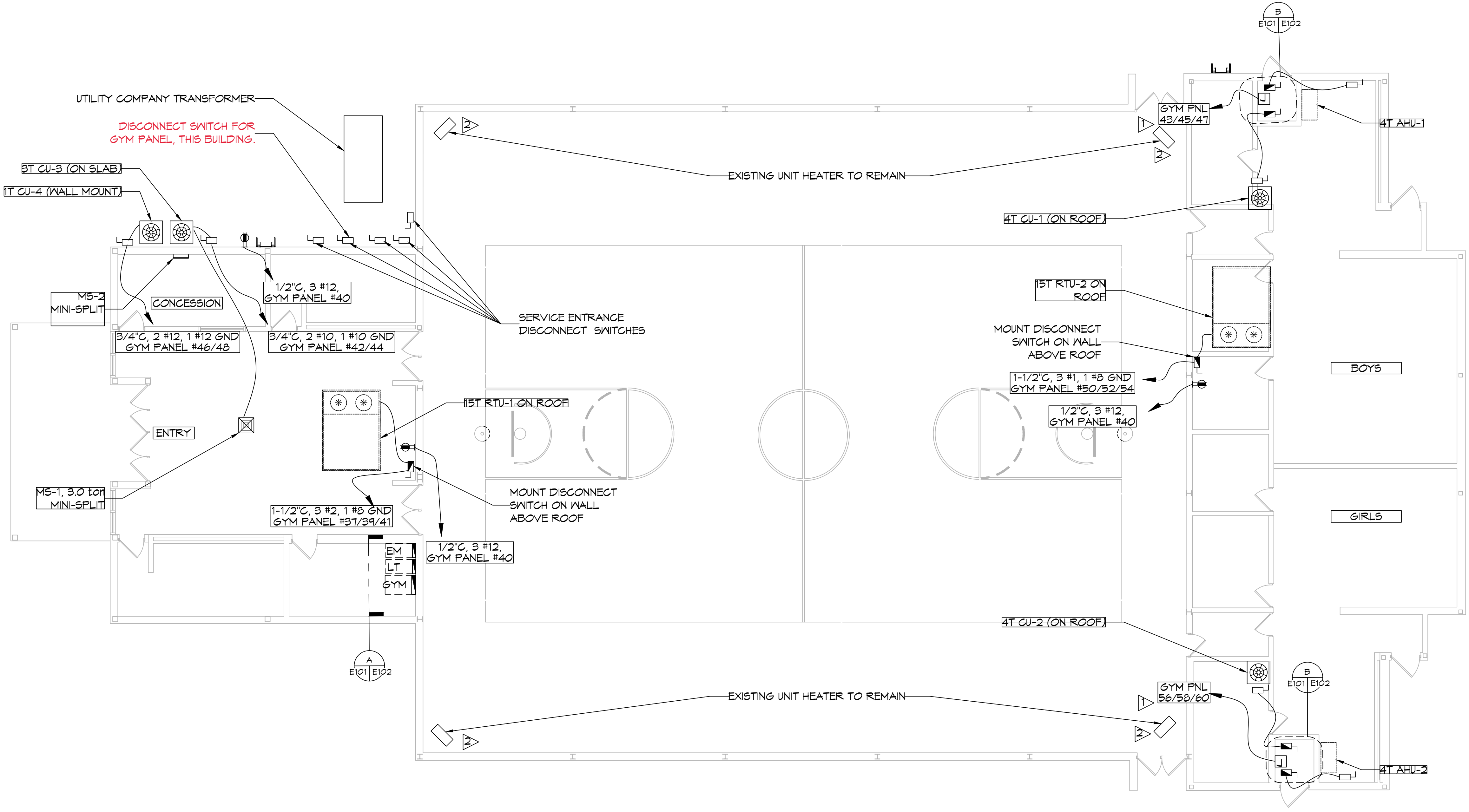
MECHANICAL RENOVATIONS
BOYET JUNIOR HIGH SCHOOL

51295 Rebel Dr.
Slidell, LA 70461
JOB No: 2465
DATE: 12-29-2023
DRAWN BY: CKD
CHECKED BY: BAY

SHEET TITLE:
ELECTRICAL PLAN

DRAWING NUMBER:
E101

SHEET No: 8 of 9



POWER LEGEND

<p>STANDARD 120V DUPLEX RECEPTACLE 18" AFF (UNLESS OTHERWISE NOTED)</p> <p>FUSED DISCONNECT, FUSE PER MANUFACTURERS RECOMMENDATIONS. INSTALL PHENILOC NAMEPLATE WITH PANEL AND CIRCUIT NUMBER</p> <p>NON-FUSED DISCONNECT, FUSE PER MANUFACTURERS RECOMMENDATIONS. INSTALL PHENILOC NAMEPLATE WITH PANEL AND CIRCUIT NUMBER</p>	<p>WEATHER-PROOF GFCI DUPLEX RECEPTACLE MOUNTED @ 30" AFF (UNLESS OTHERWISE NOTED)</p> <p>HOME RUN</p>
---	--

ELECTRICAL PLAN
SCALE: 1/8" = 1'-0"

