## SPLIT SYSTEM DX SCHEDULE - SIXTH WARD

| AIR HANDLER | | | | | | | | | | | | | | | | | | | CONDENSER | | | | | | | | REMARKS |
|---|---|---|---|---|---|---|---|---|---|---|---|---|---|---|---|---|---|---|---|---|---|---|---|---|---|---|---|
| TAG | AREA SERVED | Make | Model | Nominal Tonnage | Total CFM | OA CFM | External SP ("WC) | FAN | | COOLING | | FILTERS | HEAT | | POWER | | | | TAG | MAKE | MODEL | POWER | | | | | |
| | | | | | | | | QTY | HP | TMBH | SMBH | | KW | STEPS | VAC | PH | Hz | MCA | | | | VAC | PH | Hz | MCA | | |
| AHU-1 | Boys Locker Room | Daikin | ARUF49D14 | 4 | 1420 | 340 | 0.3 | 1 | 1/3 | 60 | 41 | MERV-6 | 9.6 | 1 | 208 | 3 | 60 | 48 | CU-3 | Daikin | DX13SA0483A | 208 | 3 | 60 | 17.6 | 1, 2, 3, 4 | |
| AHU-2 | Girls Locker Room | Daikin | ARUF49D14 | 4 | 1420 | 300 | 0.3 | 1 | 1/3 | 60 | 41 | MERV-6 | 9.6 | 1 | 208 | 3 | 60 | 48 | CU-4 | Daikin | DX13SA0483A | 208 | 3 | 60 | 17.6 | 1, 2, 3, 4 | |

NOTES:
1. Cooling capacities to be rated in accordance with AHRI standard 210/290 for ASHRAE standard design weather conditions in New Orleans, LA.
3. Install units in accordance with manufacturer's recommendations.
2. Provide controls per attached drawings and specifications
4. Provide new filters after commissioning and final acceptance.

## PACKAGED A/C SCHEDULE - Boyet

| ROOFTOP UNIT | | | | | | | | | | | | | | | | | | | | | | | | | | | | REMARKS |
|---|---|---|---|---|---|---|---|---|---|---|---|---|---|---|---|---|---|---|---|---|---|---|---|---|---|---|---|---|
| TAG | AREA SERVED | Make/Model | Model / Size | Nominal Tonnage | Total CFM | OA CFM | External SP ("WC) | FAN | | COOLING | | | | | FILTERS | POWER | | | | MCA | |
| | | | | | | | | QTY | HP | TMBH | SMBH | EDB | EWB | | | VAC | PH | Hz | | | |
| AHU-1 | Gym | Trane | TSJ180_3 | 15 | 6900 | 2680 | 0.6 | 2 | 3 | 200.7 | 125.9 | 83.5 | 71.1 | MERV-8 | | 208 | 3 | 60 | 78 | 1, 2, 3, 4 | |
| AHU-2 | Gym | Trane | TSJ180_3 | 15 | 6900 | 2680 | 0.6 | 2 | 3 | 200.7 | 125.9 | 83.5 | 71.1 | MERV-8 | MERV-8 | 208 | 3 | 60 | 78 | 1, 2, 3, 4 | |

NOTES:
1. Cooling capacities to be rated in accordance with AHRI standard 210/290 for ASHRAE standard design weather conditions in New Orleans, LA.
3. Install units in accordance with manufacturer's recommendations.
2. Provide controls per attached drawings and specifications
4. Provide new filters after commissioning and final acceptance.

## MINI-SPLIT SCHEDULE

| AIR HANDLER | | | | | | | | HEAT PUMP | | | | | | |
|---|---|---|---|---|---|---|---|---|---|---|---|---|---|---|
| Tag | Make | Model | Cooling (MBH) | Heating (BTUH) | Power | | MCA | Remarks | Tag | Make/Model | Model | Power | | MCA | Remarks |
| | | | | | VAC | PH | | | | | | VAC | PH | | |
| MS-1 | Daiken | FCQ36TAVJU | 36 | 40 | 208 | 1 | 15 | | CU-2 | Daiken | RZQ36TAVJUA | 208 | 1 | 29.1 | 1, 2, 4 |
| MS-2 | Daikin | FTB18AXVJU | 18 | 12.6 | 208 | 1 | | 1, 2 ,3 | CU-2 | Daikin | Daikin RXB18AXVJU | 208 | 1 | 16.2 (System) | 1, 2, 3 |

NOTES:
1. Install per Manufacturer's recommendations
2. Provide new filters after commissioning and final acceptance.
3. Furnish with condensate pump removal kit and pan "Safe-T" float switch
4. Provide concrete equipment pad for Heat Pump.

## DIFFUSER SCHEDULE

| Mark No. | Service | Neck Size | Description |
|---|---|---|---|
| A | Supply Air | Ref. Plan | Krueger DPL Adjustable Drum Register with Opposed Blade Damper |
| B | Supply Air | Ref. Plan | Price 620D Double Deflection Register with Damper |
| C | Return Air | Ref. Plan | Price 630D Louver Return with Damper |

1. Coordinate with Architect / Owner for colors and finish.

## GENERAL NOTES

1. CONCEALED DUCTWORK TO BE GALVANIZED SHEET METAL WRAPED WITH FIBROUS GLASS DUCT WRAP WITH FSK VAPOR BARRIER, MIN R-6. INSTALLED PER SMACNA STANDARDS. DUCT WORK IMMEDIATELY DOWNSTREAM FROM RTU SHALL BE LINED FOR SOUND ATTENUATION.
2. EXPOSED DUCTWORK TO BE GALVANIZED SHEET METAL LINED WITH FIBROUS GLASS DUCT LINER, MIN R-6. INSTALLED PER SMACNA STANDARDS.
3. DUCT SIZES SHOWN ARE CLEAR INSIDE DIMENSIONS.
5. IN ALL SYSTEMS OVER 2000 CFM AND LESS THAN 15,000 CFM, SMOKE DETECTORS SHALL BE INSTALLED IN ACCORDANCE WITH NFPA 72E IN THE RETURN DUCT DOWNSTREAM OF THE AIR HANDLING UNIT AND ALL FILTERS TO AUTOMATICALLY STOP THE FAN.
6. CONDENSATE DRAINS TO BE PVC PIPE RUN TO PLUMBERS P-TRAP WITHIN FIVE FEET OF AIR HANDLING UNITS.
7. ALL AIR HANDLING SYSTEMS TO BE BALANCED TO ASSURE PROPER AIR FLOWS PER PLANS.
8. ALL SUPPLY AIR VENTS SHALL BE EQUIPPED WITH AIR CONTROL DAMPERS AT THE REGISTER.
9. REFRIGERANT LINES SHALL BE SIZED BY UNIT MANUFACTURER AND INSTALLED ACCORDING TO MANUFACTURER'S INSTRUCTIONS.
10. FRESH AIR SHALL BE SUPPLIED TO EACH AIR HANDLER THROUGH EXTERIOR WALL DUCT SUPPLIED WITH A CONTROL DAMPER.
11. ALL MECHANICAL SYMBOLS ARE DRAWN DIAGRAMMATICALLY, CONTRACTOR TO VERIFY WITH OWNER LOCATIONS OF VENTS, DAMPERS, REGISTERS, ETC.
12. FINAL LOCATION OF TEMPERATURE CONTROLS TO BE COORDINATED WITH OWNER AT JOB SITE.
13. PROVIDE AND INSTALL SMOKE DETECTORS AS APPROVED BY LOCAL AHJS. PLACE NEAR R/A AND S/A OPENINGS OF AHU AND PROVIDE, WITH ACCESS PANEL, WIRING BY ELECTRICAL CONTRACTOR.
14. PROVIDE BIRD SCREENS AT ALL EXTERIOR MECHANICAL PENETRATIONS.




C BUILDING ELEVATION
SCALE: 1/8"= 1'-0"

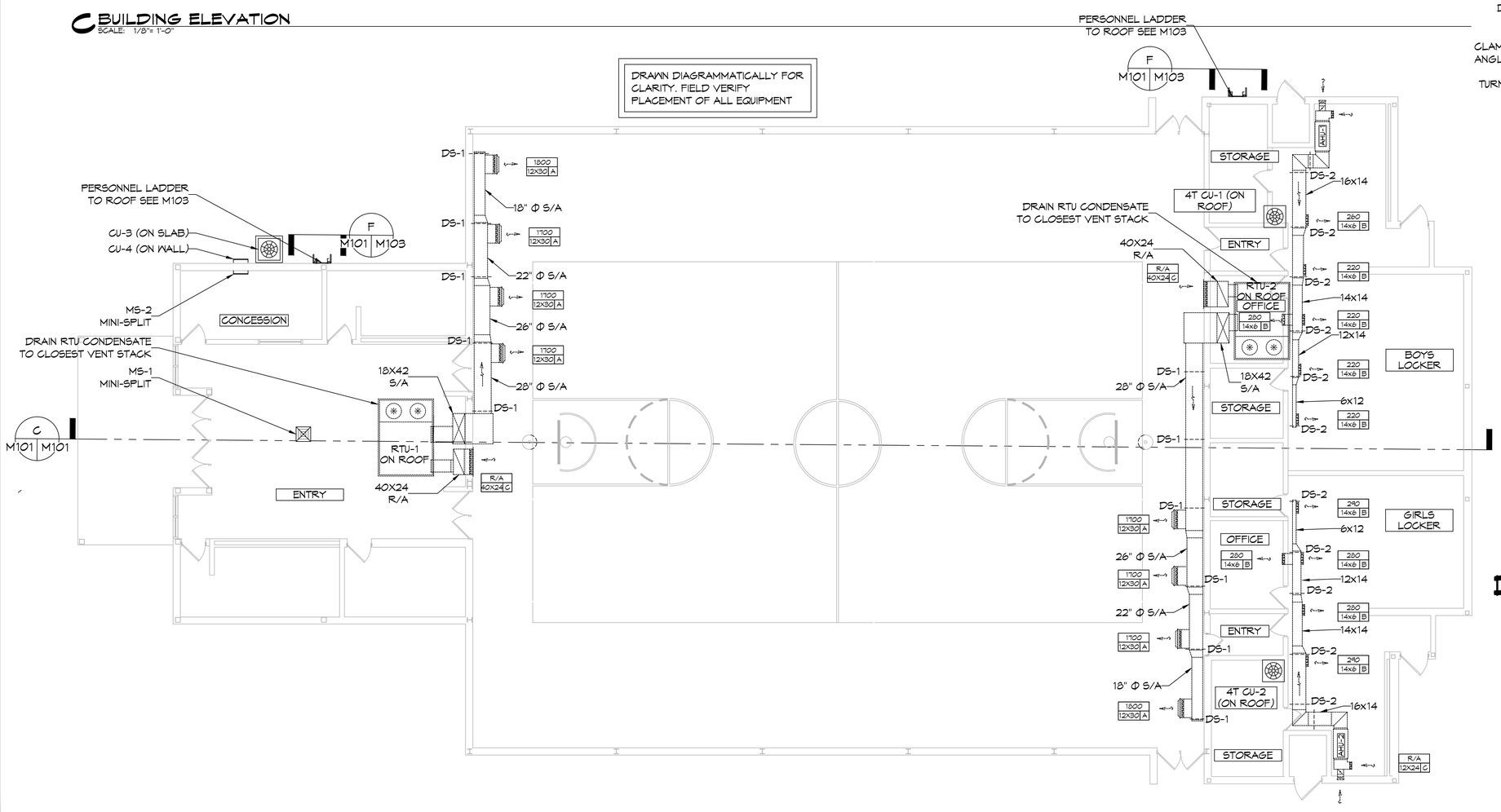


5 MECHANICAL PLAN
SCALE: 1/8"= 1'-0"

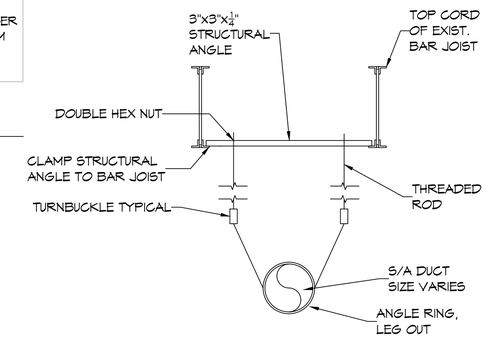


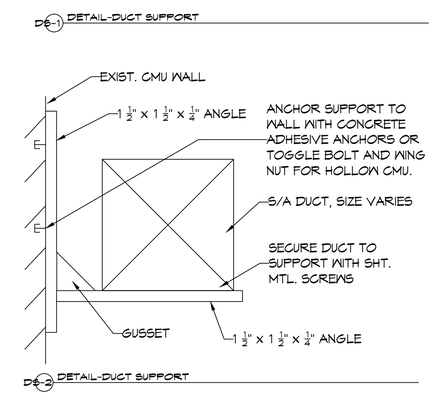


D MECHANICAL DUCT SUPPORT
SCALE: N.T.S.

## MECHANICAL LEGEND

- RETURN AIR GRILLE
- 4-WAY SUPPLY AIR GRILLE
- 3-WAY SUPPLY AIR GRILLE
- 2-WAY SUPPLY AIR GRILLE
- SLOT DEFUSER
- EXHAUST FAN
- SUPPLY DUCT
- RETURN AIR DUCT
- EXHAUST AIR DUCT
- VD DAMPER CONTROL

| CFM |
|---|
| SIZE MK |

ROUND FLEX DUCT, MAX. LENGTH 16'-0", MIN. R-6. DUCT SIZE AS FOLLOWS:
- 250 CFM TO 350 CFM = 9"
- 200 CFM TO 250 CFM = 8"
- 150 CFM TO 200 CFM = 7"
- 100 CFM TO 150 CFM = 6


DAMMON ENGINEERING, INC.
LOUISIANA & MISSISSIPPI
www.dammonengineering.com
Chief Engineer: Brian Mistich, PE
5540 Southern Trail
Slidell, LA 70458
info@dammonengineering.com
PH: 985.649.5832


REVISIONS

| # | DESCRIPTION | DATE |
|---|---|---|
| | | |

SEAL:

STATE OF LOUISIANA — BRIAN A. MISTICH — License No. 30187 — PROFESSIONAL ENGINEER — 3/21/2022


The plans, specifications, and designs contained herein are the property of Dammon Engineering, and shall not be reused or copied in whole or in part without written permission of Dammon Engineering. These documents are not valid unless the seal of Dammon Engineering is affixed to the plans. Any alterations made to these plans without the written consent of Dammon Engineering shall be at the sole risk of the person or entity making such alterations.


MECHANICAL RENOVATIONS
BOYET JUNIOR HIGH SCHOOL
54295 Rebel Dr.
Slidell, LA 70461

| JOB No: | 2466 | DATE: | 3-7-2023 |
|---|---|---|---|
| DRAWN BY: | CKD | CHECKED BY: | BAM |

SHEET TITLE:
MECHANICAL PLAN

DRAWING NUMBER:
M101

SHEET No: 5 of 9