PENETRATION ADDITION WITH PARAPRO 123 FLASHING

PARADIENE 20/30 FR - RIGID INSULATION

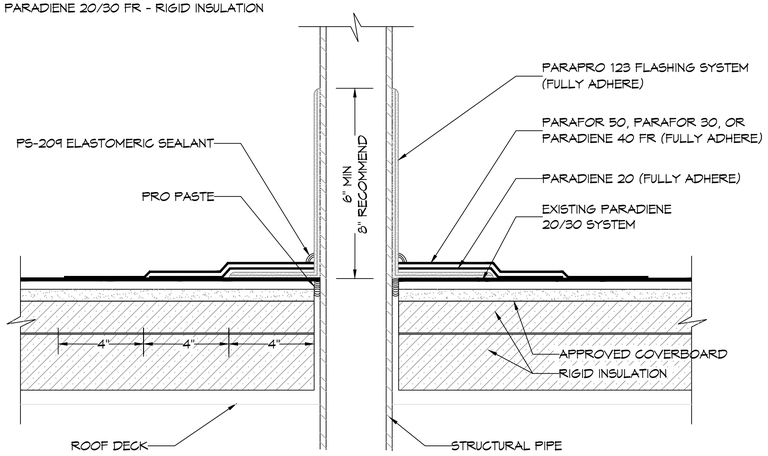

NOTES:

1. BEFORE APPLICATION OF PARAPRO 123 FLASHING SYSTEM, PRO PASTE SHOULD BE USED TO FILL VOIDS WHERE ROOFING MEMBRANES TERMINATE AT PENETRATIONS.
2. REFER TO SIPLAST PREPARATION GUIDELINES FOR PROPER SURFACE TREATMENT OF ALL MATERIALS PRIOR TO APPLICATION OF PARAPRO FLASHING.
3. REFER TO SIPLAST FLEECE CUTTING RECOMMENDATIONS FOR CONFIGURATIONS, CUTTING, FOLDING AND LAPPING TECHNIQUES.
4. REQUIREMENTS AND RECOMMENDATIONS DETAILED IN THE CURRENT SIPLAST SPECIFICATIONS AND THE PARAPRO 123 FLASHING SYSTEM INSTALLER'S GUIDE SHALL APPLY IN ADDITION TO THE ABOVE DRAWING.

E ROOF PLAN
SCALE: 1/8" = 1'-0"

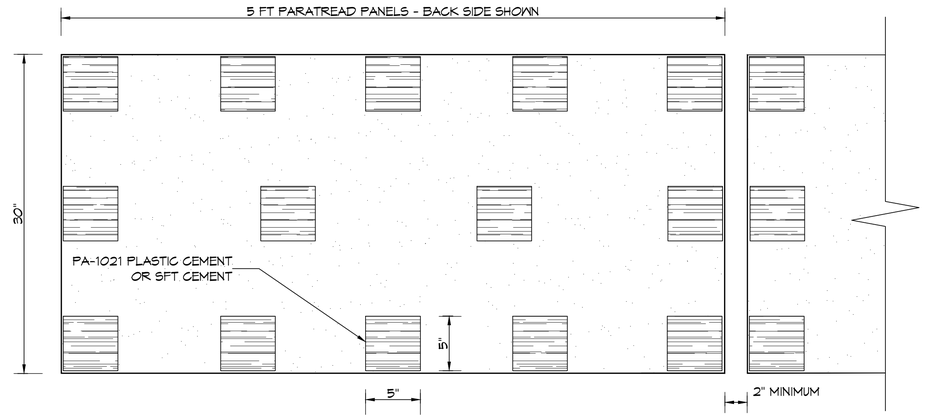

NOTES:

1. PARATREAD IS APPLIED WITH PA-1021 PLASTIC CEMENT TO BOTH GRANULE SURFACED AND FOIL FINISHED MEMBRANES. THE PANELS MUST BE PRE-CUT FROM THE ROLL IN MAXIMUM 5 FOOT LENGTHS AND ALLOWED TO RELAX PRIOR TO APPLICATION. COLD WEATHER APPLICATION MAY REQUIRE PRE-WARMING PANELS TO ALLOW THE MATERIAL TO LAY FLAT. THE PA-1021 PLASTIC CEMENT IS APPLIED TO THE BACK SIDE OF THE PARATREAD IN APPROX. 5" SQUARES, SPACED APPROX. 11" O.C. AT THE OUTER EDGES AND 14" O.C. DOWN THE MIDDLE OF THE PANELS. THE PARATREAD PANEL IS SET OVER THE ROOF MEMBRANE SURFACE WITH THE GRANULE SURFACE SIDE UP. PRESSURE SHOULD BE EXERTED ON THE PANEL TO ENSURE POSITIVE CONTACT OF THE PLASTIC CEMENT TO THE ROOF SURFACE.
2. PARATREAD IS NOT APPROVED FOR USE ON SLOPES IN EXCESS OF 3" IN 12".
3. REQUIREMENTS AND RECOMMENDATIONS DETAILED IN CURRENT SIPLAST SPECIFICATIONS SHALL APPLY IN ADDITION TO THE ABOVE DRAWING.

8 WALKING SURFACE
SCALE: N.T.S.

ROOF NOTES

1. THIS ROOF HAS A 20-YR ROOF MEMBRANE / SYSTEM GUARANTEE WITH SIPLAST PARAGUARD PERIMETER EDGE SYSTEM INCLUSION. THE GUARANTEE NO. 53559 HAS AN EXPIRATION DATE OF 10/05/2037.
2. ALL ROOF REPAIRS, PENETRATIONS AND WALKING TREAD INSTALLATIONS SHALL BE PERFORMED BY A SIPLAST APPROVED CONTRACTOR TO MAINTAIN WARRANTY OF THE ROOF AND ANY IMPROVEMENTS.
3. PARATREAD PANELS SHALL BE INSTALLED SO THAT NORMAL AIR FILTER MAINTENANCE OF THE ROOF TOP HVACS CAN BE DONE WITHOUT DAMAGING THE ROOF.

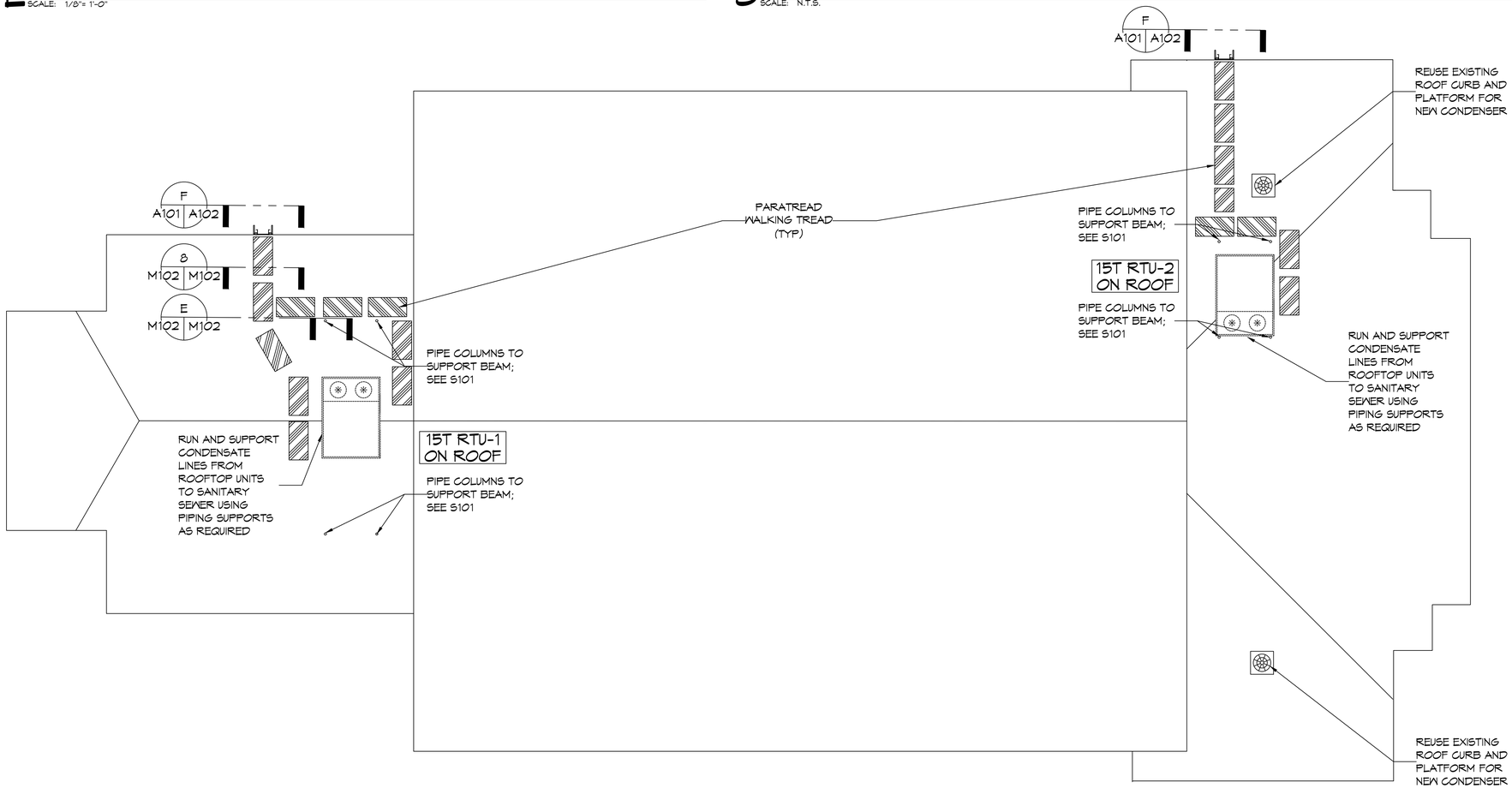

7 ROOF PLAN
SCALE: 1/8" = 1'-0"

DAMMON ENGINEERING, INC.
LOUISIANA & MISSISSIPPI
www.dammonengineering.com
info@dammonengineering.com
PH: 985.649.5832
Chief Engineer: Brian Mistich, PE
5540 Highway Park Trail
Slidell, LA 70458

#	DESCRIPTION	REVISIONS	DATE

SEAL:

Not For Construction

MECHANICAL RENOVATIONS
BOYET JUNIOR HIGH SCHOOL
5425B Rebel Dr.
Slidell, LA 70461

JOB No:	2469	DATE:	3-7-2023
DRAWN BY:	CKD	CHECKED BY:	BAM

THIS DRAWING IS A PROPERTY OF DAMMON ENGINEERING, INC. REPRODUCTION OR USE FOR OTHER PROJECTS WITHOUT WRITTEN CONSENT IS PROHIBITED. THIS DRAWING AND OTHER DOCUMENTS REPRESENTING DESIGN OF DAMMON ENGINEERING, INC. ARE AND SHALL REMAIN THE PROPERTY OF DAMMON ENGINEERING, INC. THE DESIGNS THEREON AND THEREIN ARE NOT TO BE CHANGED OR COPIED IN ANY FORM OR MANNER WHATSOEVER, NOR ARE THEY TO BE ASSIGNED TO ANY THIRD PERSON WITHOUT PRIOR WRITTEN AUTHORIZATION OF DAMMON ENGINEERING, INC. IN THE EVENT OF UNAUTHORIZED REUSE BY OTHERS, THE PARTIES RESPONSIBLE FOR THE UNAUTHORIZED REUSE WILL BE HELD LEGALLY RESPONSIBLE FOR ALL DAMAGES RESULTING FROM SUCH UNAUTHORIZED REUSE.

SHEET TITLE:
ROOF PLAN

DRAWING NUMBER:
M102

SHEET No: 6 of 9

FILE NAME: J:\- Schools Public\ST TAMMANY PARISH SCHOOL BOARD\3488 - Boyet Junior High School Gym\Current Dwgs\M102 - Roof Plan.dwg PLOT DATE & TIME: Friday, March 3, 2023 1:31:53 PM