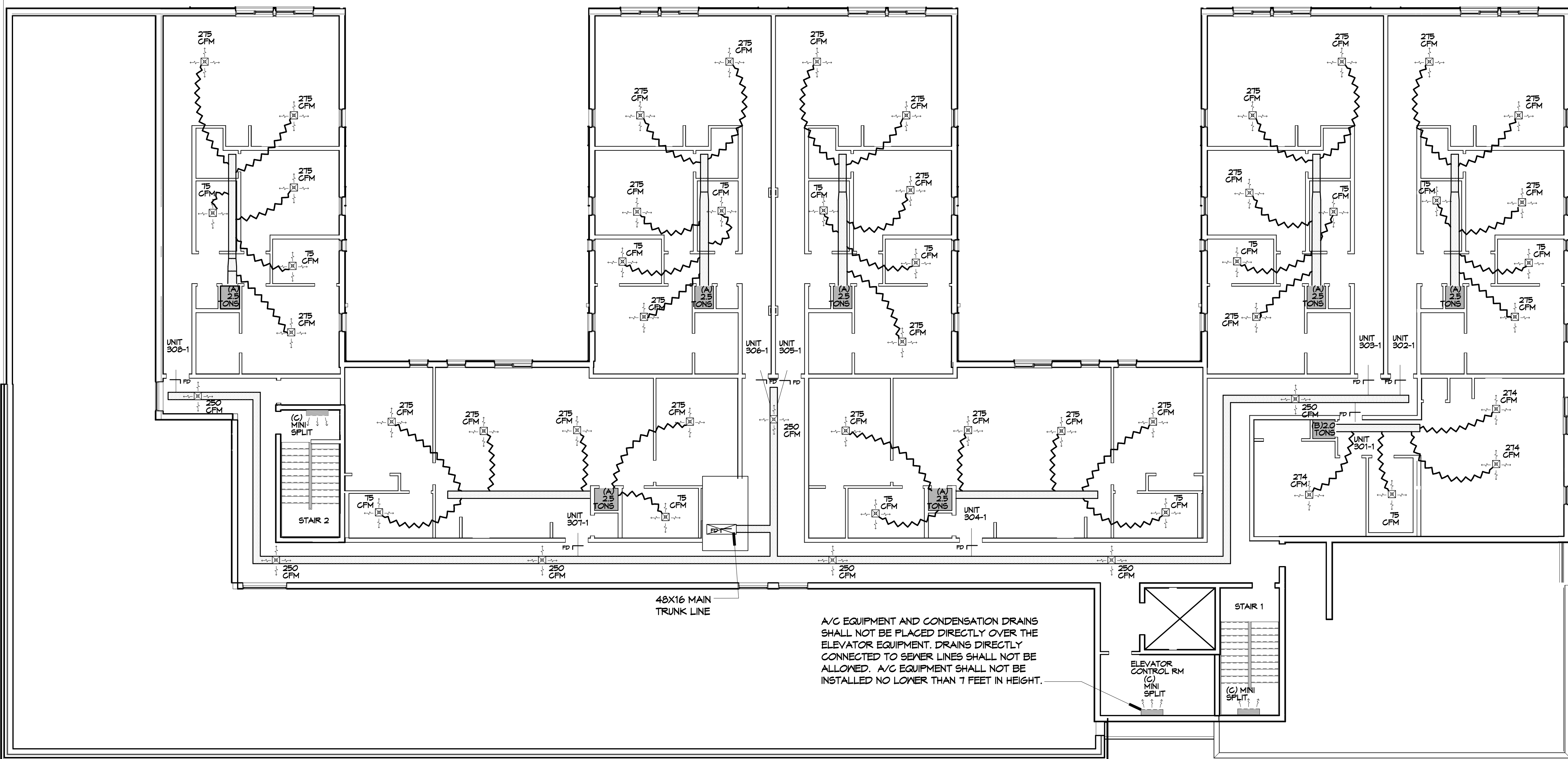
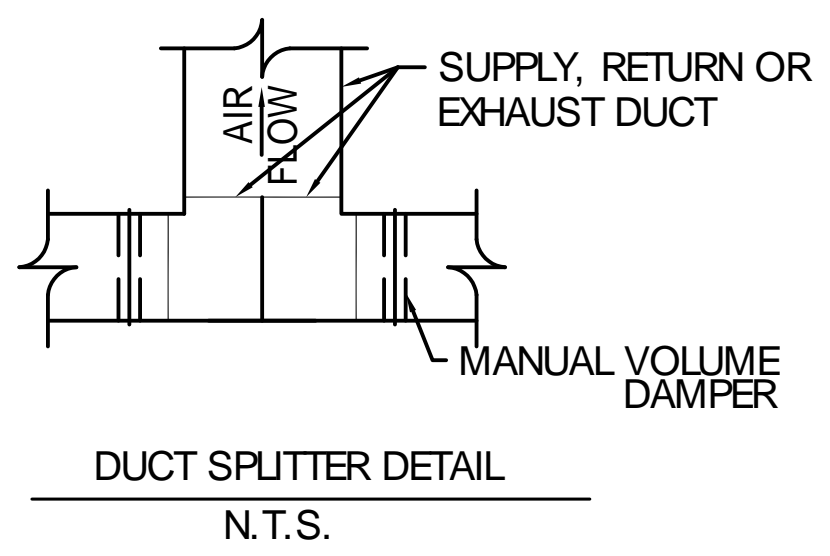
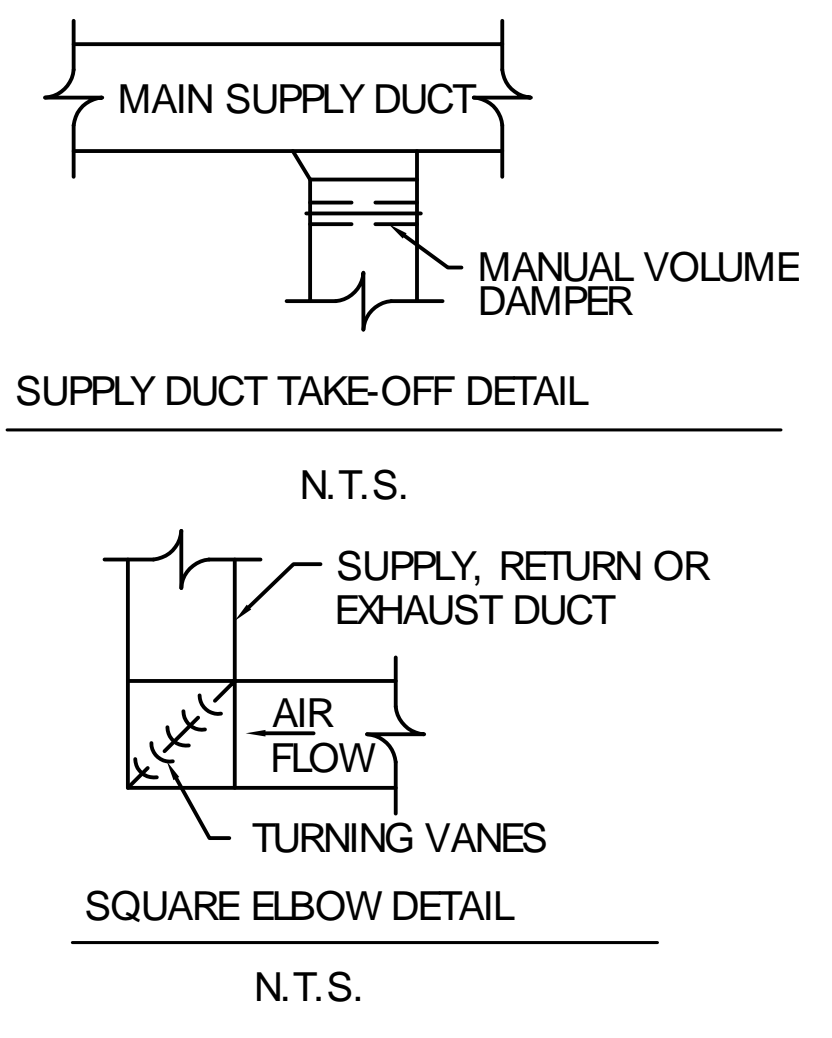
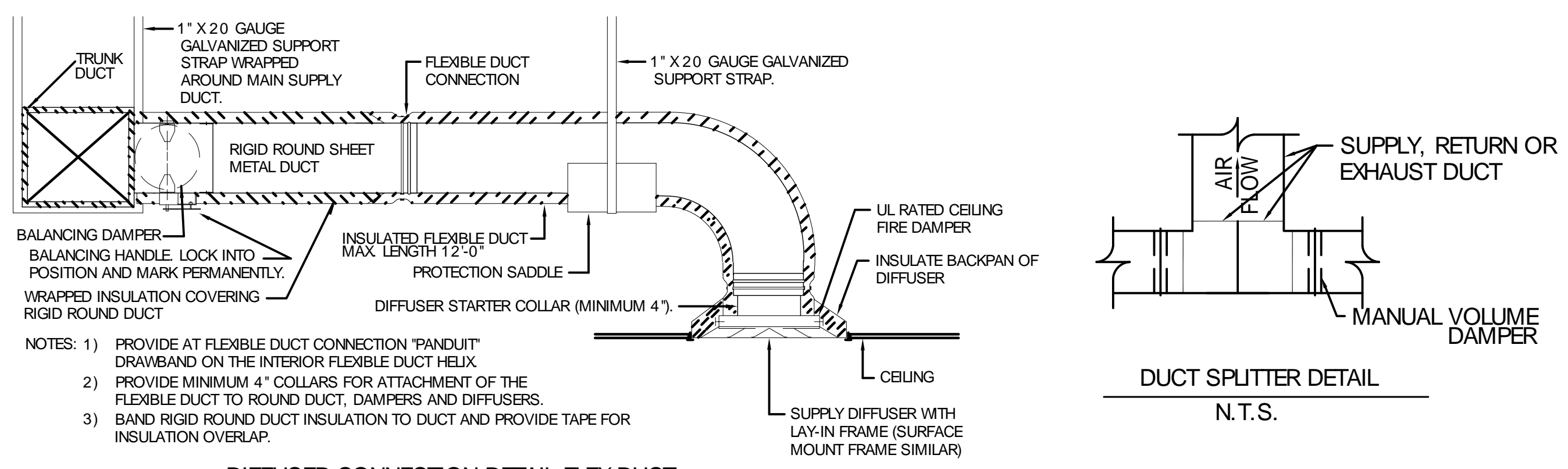
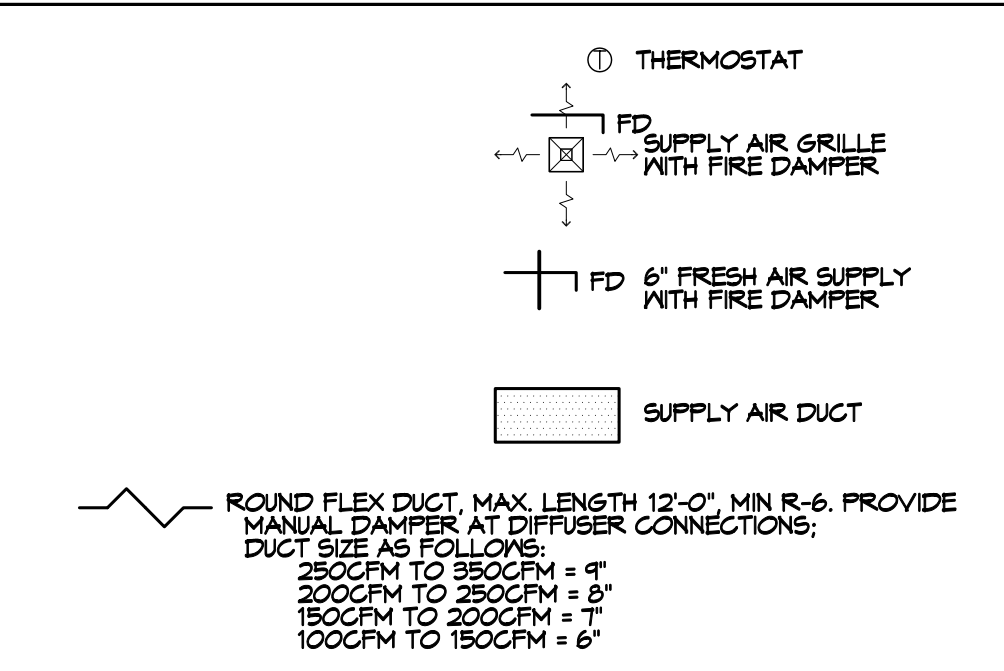


GENERAL HVAC NOTES

- CONCEALED DUCTWORK TO BE GALVANIZED SHEET METAL LINED WITH FIBROUS GLASS DUCT LINER, MIN R-6. INSTALLED PER SMACNA STANDARDS.
- EXPOSED DUCTWORK TO BE GALVANIZED SHEET METAL LINED WITH FIBROUS GLASS DUCT LINER, MIN R-6. INSTALLED PER SMACNA STANDARDS.
- ROUND FLEXIBLE DUCT TO BE UL-181, CLASS 1, AIR DUCT MATERIALS.
- DUCT SIZES SHOWN ARE CLEAR INSIDE DIMENSIONS.
- IN ALL SYSTEMS OVER 2000 CFM AND LESS THAN 15,000 CFM, SMOKE DETECTORS SHALL BE INSTALLED IN ACCORDANCE WITH NFPA 72E IN THE RETURN DUCT DOWNSTREAM OF THE AIR HANDLING UNIT AND ALL FILTERS TO AUTOMATICALLY STOP THE FAN.
- PROVIDE UL LISTED 125°F FIRESTAT IN RETURN AIR OF EACH SYSTEM UNDER 2000 CFM TO SHUT DOWN THE FAN IN THE EVENT OF FIRE.
- PROVIDE UL RATED FIRE DAMPERS WHERE REQUIRED AT ALL DUCT PENETRATIONS OF FIRE-RATED ASSEMBLIES AND WHERE REQUIRED BY CODE, INCLUDING OUTSIDE AIR INTAKES AND EXHAUST FANS.
- CONDENSATE DRAINS TO BE PVC PIPE RUN TO PLUMBERS P-TRAP WITHIN FIVE FEET OF AIR HANDLING UNITS.
- ALL AIR HANDLING SYSTEMS TO BE BALANCED TO ASSURE PROPER AIR FLOWS PER PLANS.
- ALL THERMOSTATS TO BE AUTOMATIC CHANGEOVER WITH HEAT SWITCH.
- EXHAUST FAN SHALL BE CONTROLLED BY A SWITCH ON THE WALL IN THE SAME LOCATION AS LIGHT SWITCH(S). PROVIDE BACK DRAFT DAMPER.
- PROVIDE AND INSTALL WATER PROOF GRILLE VENT IN PROPER ROOF LOCATION FOR PLUMBING FIXTURE EXHAUST.
- ALL SUPPLY AIR VENTS SHALL BE EQUIPPED WITH AIR CONTROL DAMPERS AT THE REGISTER.
- LOCATE OUTDOOR UNITS AS SHOWN ON ARCHITECTURAL DRAWINGS.
- REFRIGERANT LINES SHALL BE SIZED BY UNIT MANUFACTURER AND INSTALLED ACCORDING TO MANUFACTURER'S INSTRUCTIONS.
- FRESH AIR SHALL BE SUPPLIED TO EACH AIR HANDLER THROUGH EXTERIOR WALL DUCT SUPPLIED WITH A CONTROL DAMPER.
- ALL ELECTRICAL, MECHANICAL, AND PLUMBING PENETRATING FIRE WALLS SHALL BE FIRE CAULKED. (PENETRATIONS THROUGH RATED CONSTRUCTION SHALL BE SEALED WITH A MATERIAL CAPABLE OF PREVENTING THE PASSAGE OF FLAMES AND HOT GASES WHEN TESTED IN ACCORDANCE WITH ASTM-E8-14).
- ALL MECHANICAL SYMBOLS ARE DRAWN DIAGRAMMATICALLY. CONTRACTOR TO VERIFY WITH OWNER LOCATIONS OF VENTS, DAMPERS, REGISTERS, ETC.
- FLEXIBLE DUCTWORK LENGTH NOT TO EXCEED 12'-0".
- REFER TO REFLECTED CEILING PLAN FOR FINAL GRILLE AND DIFFUSER LOCATIONS AND COORDINATE AS REQUIRED.
- FINAL LOCATION OF TEMPERATURE CONTROLS TO BE COORDINATED WITH OWNER AT JOB SITE.
- PROVIDE AND INSTALL SMOKE DETECTORS AS APPROVED BY LOCAL AHJ'S. PLACE NEAR R/A AND S/A OPENINGS OF AHU AND PROVIDE, WITH ACCESS PANEL, WIRING BY ELECTRICAL CONTRACTOR.
- FRESH AIR INTAKES ARE REQUIRED TO HAVE MOTORIZED OR GRAVITY DAMPERS TO SHUT OFF WHEN SYSTEM IS NOT RUNNING.
- PROVIDE BIRD SCREENS AT ALL EXTERIOR MECHANICAL PENETRATIONS.
- COORDINATE WALL MOUNTED THERMOSTAT LOCATIONS WITH ALL OWNER FURNISHED ITEMS EITHER WALL MOUNTED OR FLOOR MOUNTED AGAINST PARTITIONS. REFER TO ARCHITECTURAL DRAWINGS.
- SEE ROOF PLAN FOR ALL ROOF PENETRATIONS.
- PROVIDE MIN 18 GA GALVANIZED SHEET METAL TO BLANK-OFF GABLE VENTS WHERE INTAKE/EXHAUST DUCTS OCCUR.

LEGEND



MECHANICAL HVAC THIRD FLOOR

A/C UNIT SCHEDULE									
UNIT #	MARK	QUANTITY	TOTAL BTU	CFM	O.A.	HEAT ELEC.	COMMENTS		
302,303,304,305 306,307,308	A	7	30,000 2.5 TON	1,250	125	1.5 KW	LENNOX	2.5 TON CONDENSER MODEL # XP14-030	2.5 AIR HANDLER MODEL # CBX25UH-030
301	B	1	24,000 2 TON	847	84	5 KW	LENNOX	2.0 TON CONDENSER MODEL # XP14-024	2.5 AIR HANDLER MODEL # CBX25UH-024

DUCTLESS MINI SPLIT UNIT					
MARK	QUANTITY	TOTAL BTU	CFM	HEAT	COMMENTS
C	3	22,000 1.8 TON	540	23,200 BTU/H	FITNESS ROOM SHALL BE MITSUBISHI INDOOR UNITS MODEL #MSZ-GA24NA, OUTDOOR UNITS MODEL #MUZ-GA24NA

in joint venture with:

DAMMON ENGINEERING, INC.

Architects & Engineers

Chief Engineer: Brian Mstich, PE
 554 Old Spanish Trail
 Sidell, LA 70458

www.dammonengineering.com
 info@dammonengineering.com
 PH: 985.649.5832
 F: 985.641.5950



architecture + planning + interiors
 1119 Elmwood
 New Orleans, LA 70130
 504.581.8074
 www.studioar.com

Drawn by: Author
 Sheet Comments

1581 MAGAZINE STREET
 New Orleans, Louisiana 70130

Date:
 Issue Purpose:
 Revisions:

Permit Documents
 MECHANICAL HVAC THIRD FLOOR

11/09/2015

M105

©2014 studioar