

DAMMON
ENGINEERING, INC.

CHIEF ARCHITECT
KEVIN J. KINCHEN, NCARB

554 OLD SPANISH TRAIL
SLIDELL, LA, 70458
OFFICE: 985-649-5832
FAX: 985-641-5950

WEBSITE:
WWW.DAMMONENGINEERING.COM
EMAIL:
INFO@DAMMONENGINEERING.COM

ARCHITECTURE
ENGINEERING
STUDIES
PLANNING
INVESTIGATION
EXPERT WITNESS

EL-BETHEL
CHURCH

REV. EUGENE
WELLINGTON
ALLEN ROAD
SLIDELL, LA
70461

LANDSCAPING
PLAN

REV:

SCALE: AS NOTED

JOB#: 1919A

DATE: 6-11-2014

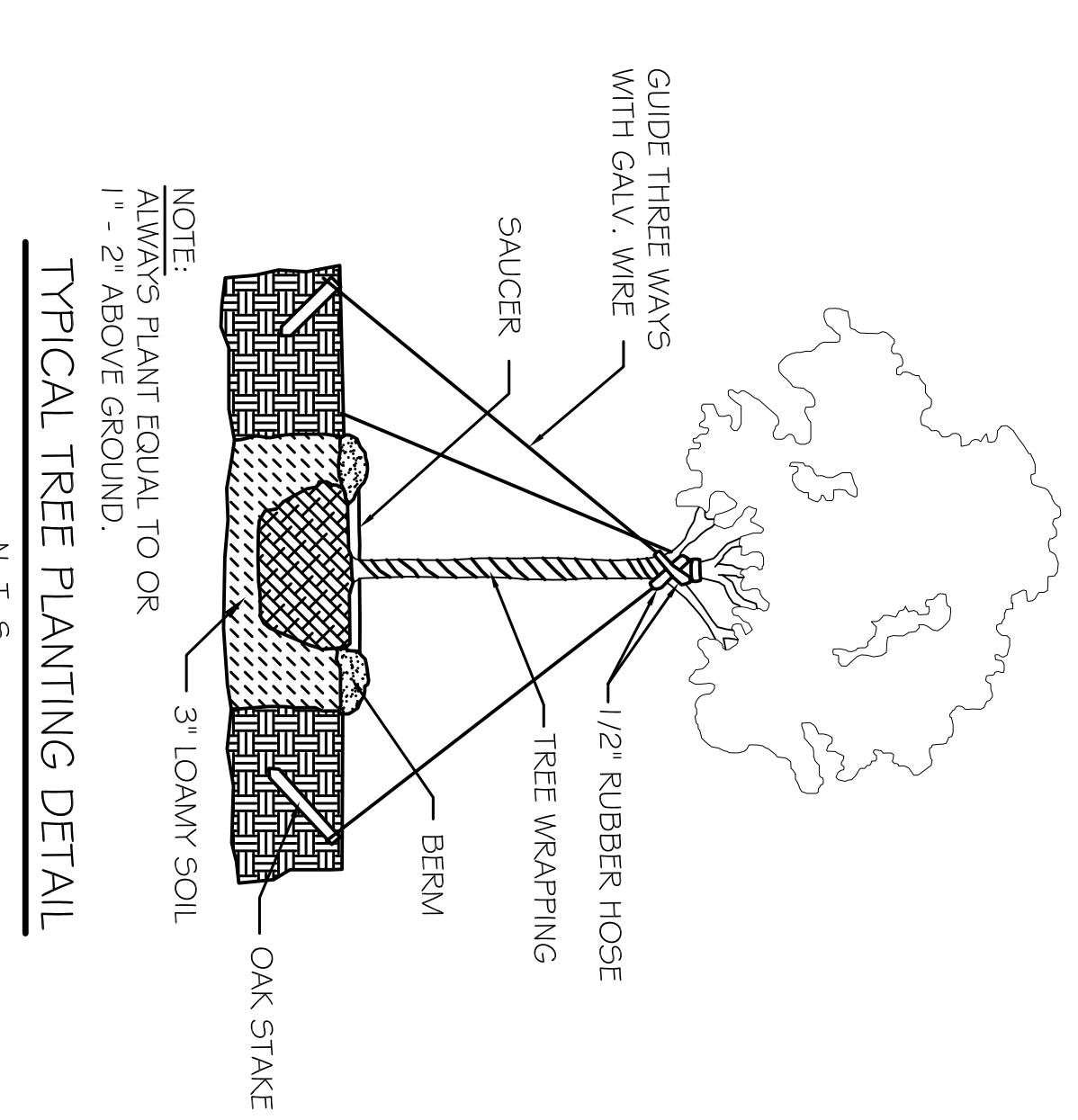
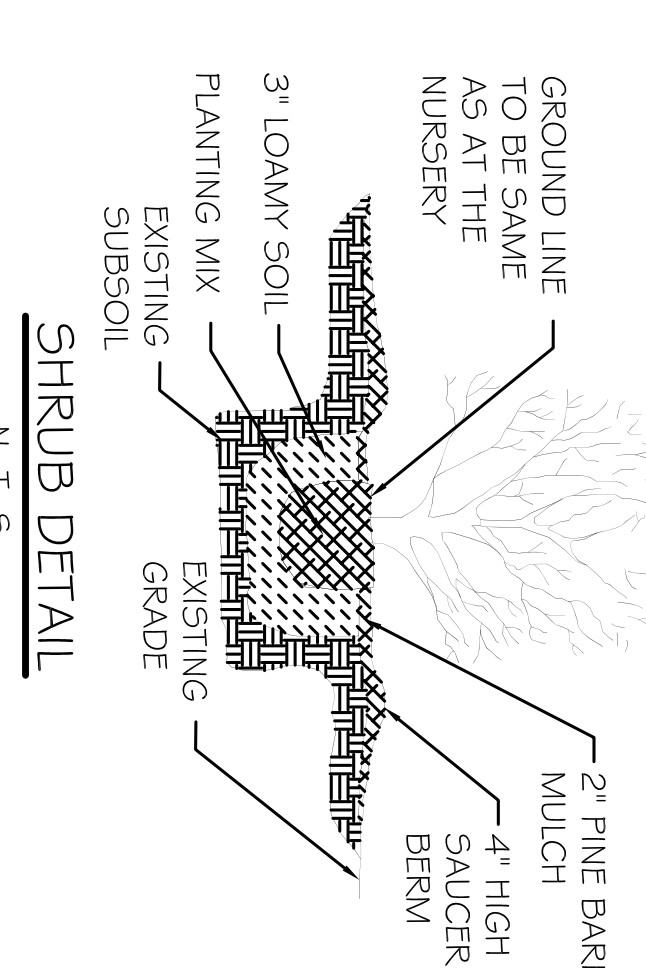
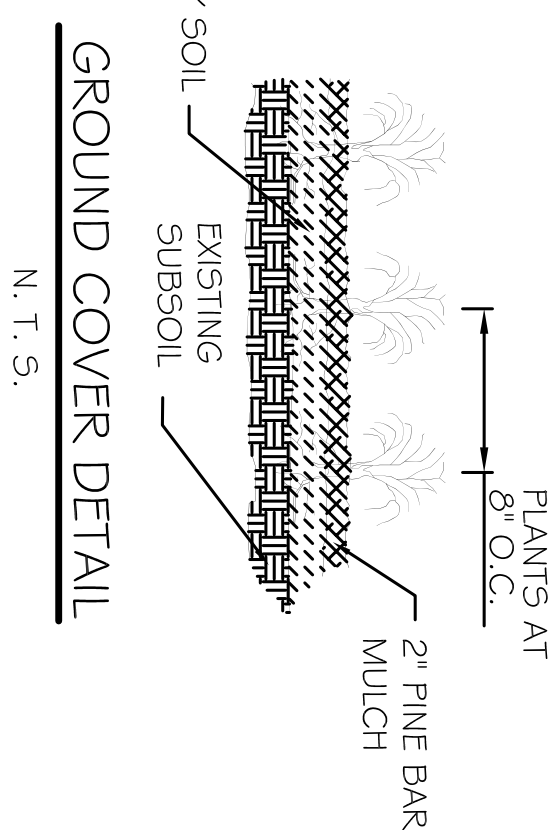
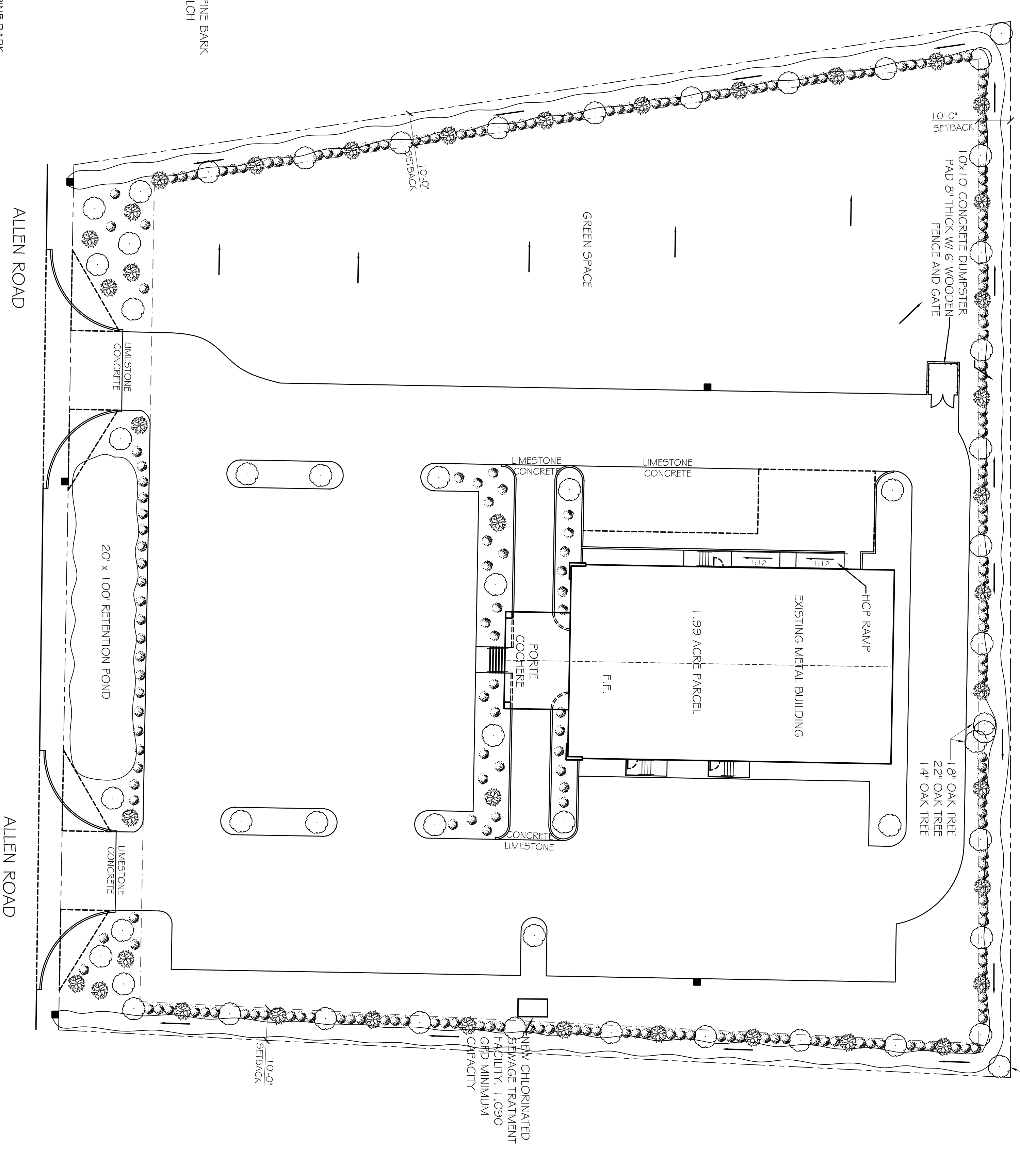
SHEET 7

L-1

OF 20

WEST SIDE BUFFER PLANTING AREA REQ.:
CLASS 'A' TREES - 1 PER 30' OF PLANTING AREA
327' LENGTH = 10.9
CLASS 'B' TREES - 1 PER 30' OF PLANTING AREA
327' LENGTH = 10.9
SHRUBS - 1 PER 10' OF PLANTING AREA
327' LENGTH = 32.7
GROUND COVER - LIVING VEGETATIVE COVER
OVER ENTIRE SURFACE OF BUFFER PLANTING AREA
OTHER THAN DRAINAGE WAY.

NORTH SIDE BUFFER PLANTING AREA REQ.:
CLASS 'A' TREES - 1 PER 30' OF PLANTING AREA
295' LENGTH = 9.8
CLASS 'B' TREES - 1 PER 30' OF PLANTING AREA
295' LENGTH = 9.8
SHRUBS - 1 PER 10' OF PLANTING AREA
295' LENGTH = 29.5
GROUND COVER - LIVING VEGETATIVE COVER
OVER ENTIRE SURFACE OF BUFFER PLANTING AREA
OTHER THAN DRAINAGE WAY.



LANDSCAPING REQUIREMENTS

- CLASS 'A' TREE SHALL HAVE A MINIMUM CALIPER OF AT LEAST 2-1/2" (MEASURED 6" ABOVE ROOT BALL, A MIN. HEIGHT OF 50' AT MATURITY)
- CLASS 'B' TREE SHALL HAVE A MINIMUM CALIPER OF AT LEAST 1-1/2" (MEASURED 6" ABOVE ROOT BALL, A MIN. HEIGHT OF 8-10' AT PLANTING, AND AN OVERALL HEIGHT OF 25' AT MATURITY)
- SHRUBS 10' O.C. SHALL HAVE A MIN. HEIGHT OF 2' AT TIME OF PLANTING
- GROUND COVER SHALL BE MULCH MATERIAL (VEGETATIVE OR MINERAL) OR PLANT MATERIAL WHICH REACHES A MAX. HEIGHT OF 1'2" AT MATURITY.

LANDSCAPING NOTES:

1. PROVIDE A 29' STREET PLANTING AREA WITH GROUND COVER ADJACENT TO ALLEN ROAD.
2. PROVIDE 10' SIDE AND REAR BUFFER PLANTING AREAS WITH GROUND COVER.
3. PROVIDE SCREENING FOR PARKING ADJACENT TO STREET PLANTING AREA. ROW OF SHRUBS SHALL BE SPACED MAX. 2-6" O.C. IN THIS AREA. (SEE PLAN)
4. BUILDING FACADE PLANTING AREA SHALL BE MIN. 4'-0" WIDE.
5. LANDSCAPED PARKING ISLANDS SHALL ALTERNATE CLASS 'A' & CLASS 'B' TREES, AND INCLUDE GROUND COVER.
6. LANDSCAPING SPECIES SHALL BE SELECTED IN ACCORDANCE WITH THE GUIDELINES SET FORTH IN THE ST. TAMMANY ZONING ORDINANCE SEC 5.1613. SPECIES OF CLASS 'A' AND 'B' TREES, AND SHRUBS SHALL BE SELECTED BY THE OWNER/LANDSCAPE CONTRACTOR.

LEGEND

- PROPERTY LINE
- NEW BLDG. FOOTPRINT
- SETBACK LINE
- NEW FENCE
- 6" CONCRETE CURB
- NEW DRAINAGE CATCH BASIN

SOUTH SIDE BUFFER PLANTING AREA REQ.:
CLASS 'A' TREES - 1 PER 30' OF PLANTING AREA
293' LENGTH = 9.8
CLASS 'B' TREES - 1 PER 30' OF PLANTING AREA
293' LENGTH = 9.8
SHRUBS - 1 PER 10' OF PLANTING AREA
293' LENGTH = 29.3
GROUND COVER - LIVING VEGETATIVE COVER
OVER ENTIRE SURFACE OF BUFFER PLANTING AREA
OTHER THAN DRAINAGE WAY.

LANDSCAPING PLAN
SCALE: 1" = 20'-0"

STREET PLANTING AREA REQ.:
CLASS 'A' TREES - 1 PER 30' OF ROAD FRONTAGE
268' FRONTAGE = 8.9
CLASS 'B' TREES - 1 PER 30' OF ROAD FRONTAGE
268' FRONTAGE = 8.9
SHRUBS - 1 PER 10' OF ROAD FRONTAGE
268' FRONTAGE = 26.8
GROUND COVER - LIVING VEGETATIVE COVER
OVER ENTIRE SURFACE OF STREET PLANTING AREAS.