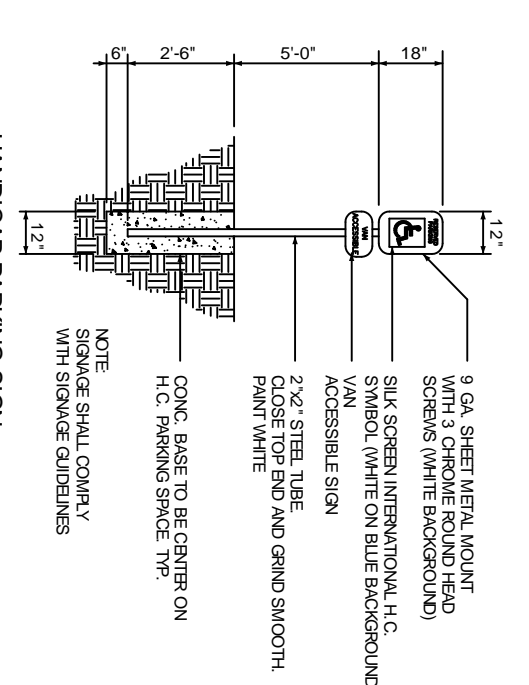


**HANDICAP SYMBOL DETAIL**  
N. T. S.



**HANDICAP PARKING SIGN**  
N. T. S.

**SITE LIGHTING**  
EXTERIOR LIGHTING SHALL BE SHADDED OR INWARDLY DIRECTED IN SUCH A MANNER SO THAT NO DIRECT LIGHTING OR GLARE BE CAST BEYOND THE PROPERTY LINE. THE INTENSITY OF SUCH LIGHTING SHALL NOT EXCEED ONE FOOT CANDLE AS MEASURED AT THE ADJUTING PROPERTY LINE. (N/A FOR THIS PARTICULAR JOB)

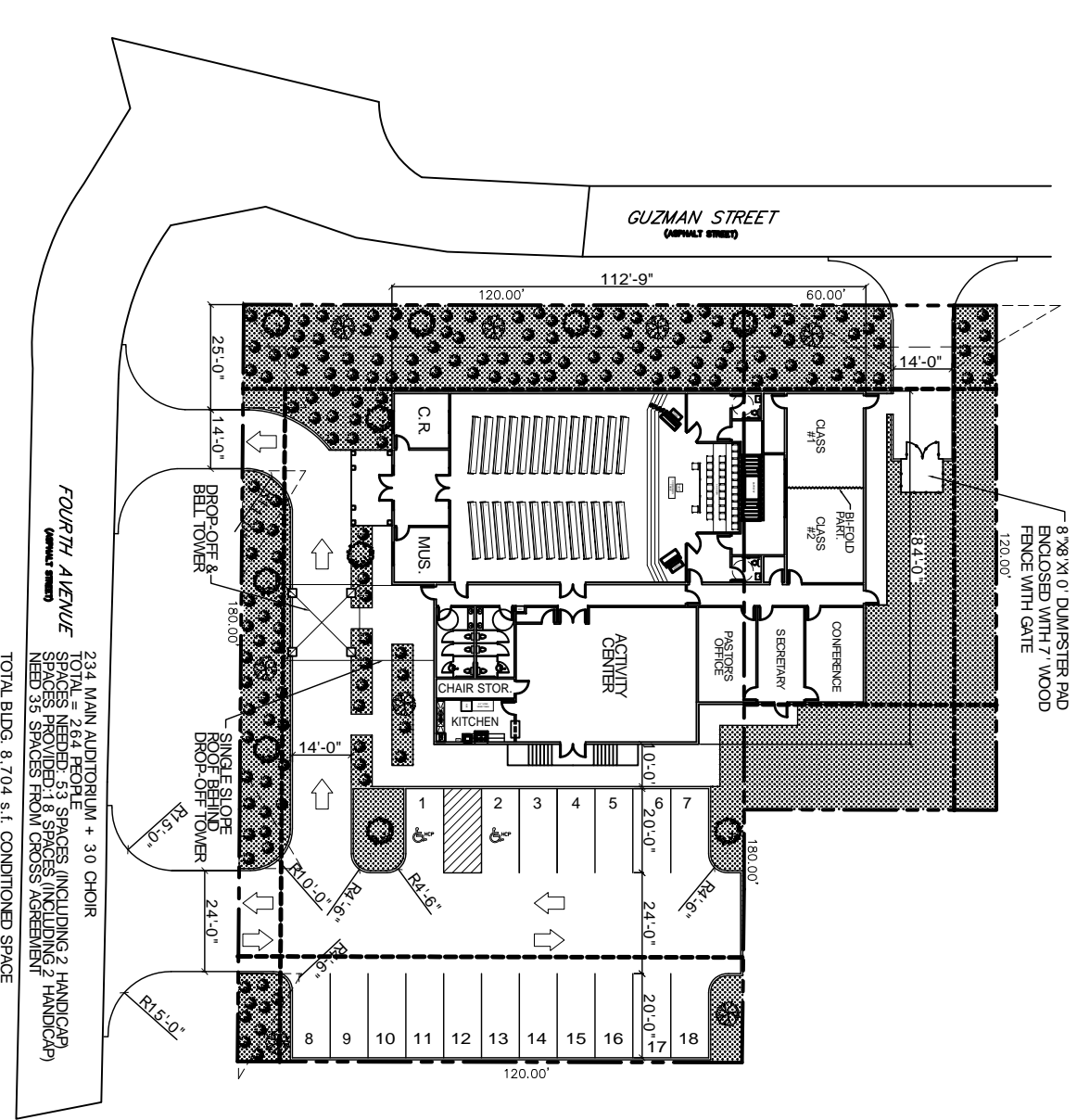
RESUBDIVISION OF LOT 10 & 11, SQUARE 28, ROBERT ADDITION SUBDIVISION, INTO LOT 10-A, SQUARE 28, ROBERT ADDITION SUBDIVISION, SECTION 10, T-9-S, R-14-E, ST. TAMMANY PARISH, LOUISIANA

**LANDSCAPE REQUIREMENTS:**

**PERIMETER PLANTING AREA** - A PERIMETER PLANTING AREA AT LEAST TEN (10) FEET IN WIDTH MUST BE PROVIDED OFF THE PUBLIC RIGHT-OF-WAY BETWEEN THE RIGHT-OF-WAY AND PARKING AREA OR STRUCTURES. PLANTING MATERIALS SHOULD ACHIEVE A BALANCE OF LOW-LYING HORIZONTAL SHRUBBERY AND VERTICAL TREES. TREES SHALL BE PLACED NO MORE THAN 20-25 FEET ON CENTER WITH A COMPLIMENT OF NO LESS THAN 10 SHRUBS PER TREE.

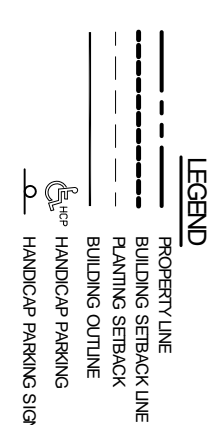
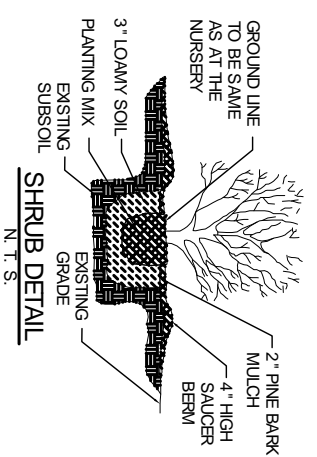
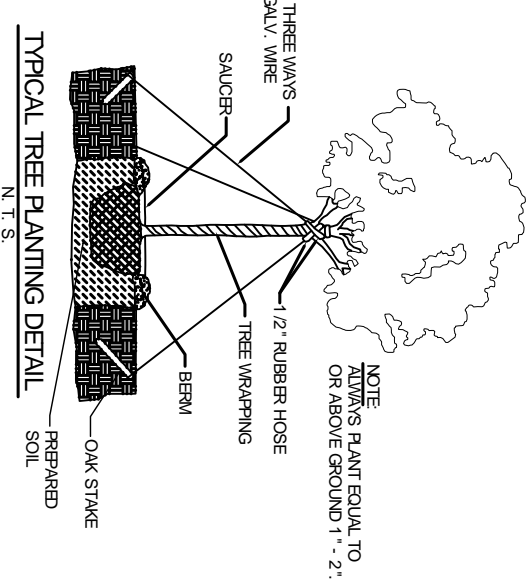

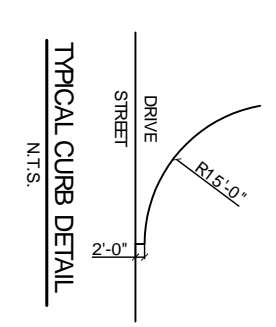
**PARKING LOT PLANTING** - PARKING LOT INTERIORS SHOULD BE DESIGNED TO PROVIDE AT LEAST ONE (1) TREE FOR EVERY TWELVE (12) PARKING SPACES. EACH TREE SHOULD BE LOCATED IN A LANDSCAPED ISLAND OF AT LEAST 200 s.f. TREES MUST BE DISTRIBUTED UNIFORMLY SO AS TO PROVIDE A CANOPY EFFECT.

**PEDESTRIAN ACCESS PLANTING** - LANDSCAPED AREAS MUST BE PROVIDED BETWEEN THE BUILDING FACES HAVING ACCESS AND THE PARKING LOT. FOUR (4) s.f. OF LANDSCAPED AREA SHOULD BE PROVIDED FOR EVERY LINEAR FOOT OF BUILDING FACE. NO PLANTING AREA SHOULD BE LESS THAN FIVE (5) FEET WIDE AND PLANTING MATERIALS SHOULD ACHIEVE A BALANCE BETWEEN LOW-LYING SHRUBBERY AND VERTICAL TREES.




**SITE PLAN**  
SCALE: 1" = 10'-0"  
N. T. S.

**ZONED A-8**



**LANDSCAPE REQUIREMENTS**  
SEE NOTES FOR REQUIREMENTS  
- TYPE A TREE  
- TYPE B TREE  
- SHRUB



**DAMMON ENGINEERING, INC.**  
CHIEF ENGINEER  
EMMETT DAMMON, P.E.  
CHIEF ARCHITECT  
ROBERT WILTSE

1095 FLORIDA AVENUE  
SUDELL, LA. 70458  
OFFICE: 985-649-5632  
FAX: 985-641-5950  
WEBSITE: WWW.DAMMONENGINEERING.COM  
EMAIL: DAMMONENG@BELLSouth.NET

ARCHITECTURE  
ENGINEERING  
STUDIES  
PLANNING  
INVESTIGATION  
EXPERT WITNESSES

**NEW CHURCH**  
TABERNACLE  
BAPTIST CHURCH  
FOURTH AVE.  
SUDELL, LA

**PRELIMINARY SITE PLAN**

REV:	
SCALE:	AS NOTED
JOB#:	1978
DATE:	7-29-08
SHEET:	C-1
OF	