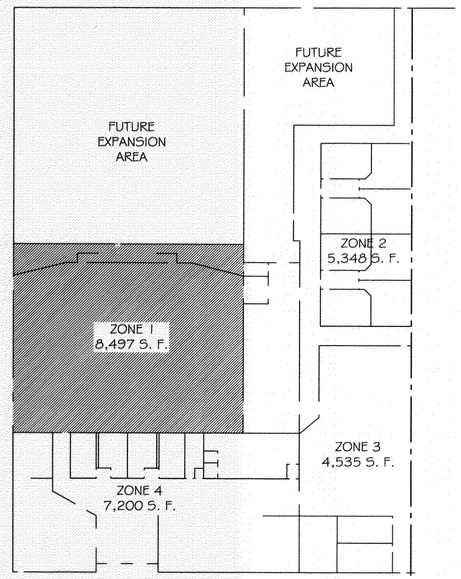

MECHANICAL KEY PLAN

N. T. S.

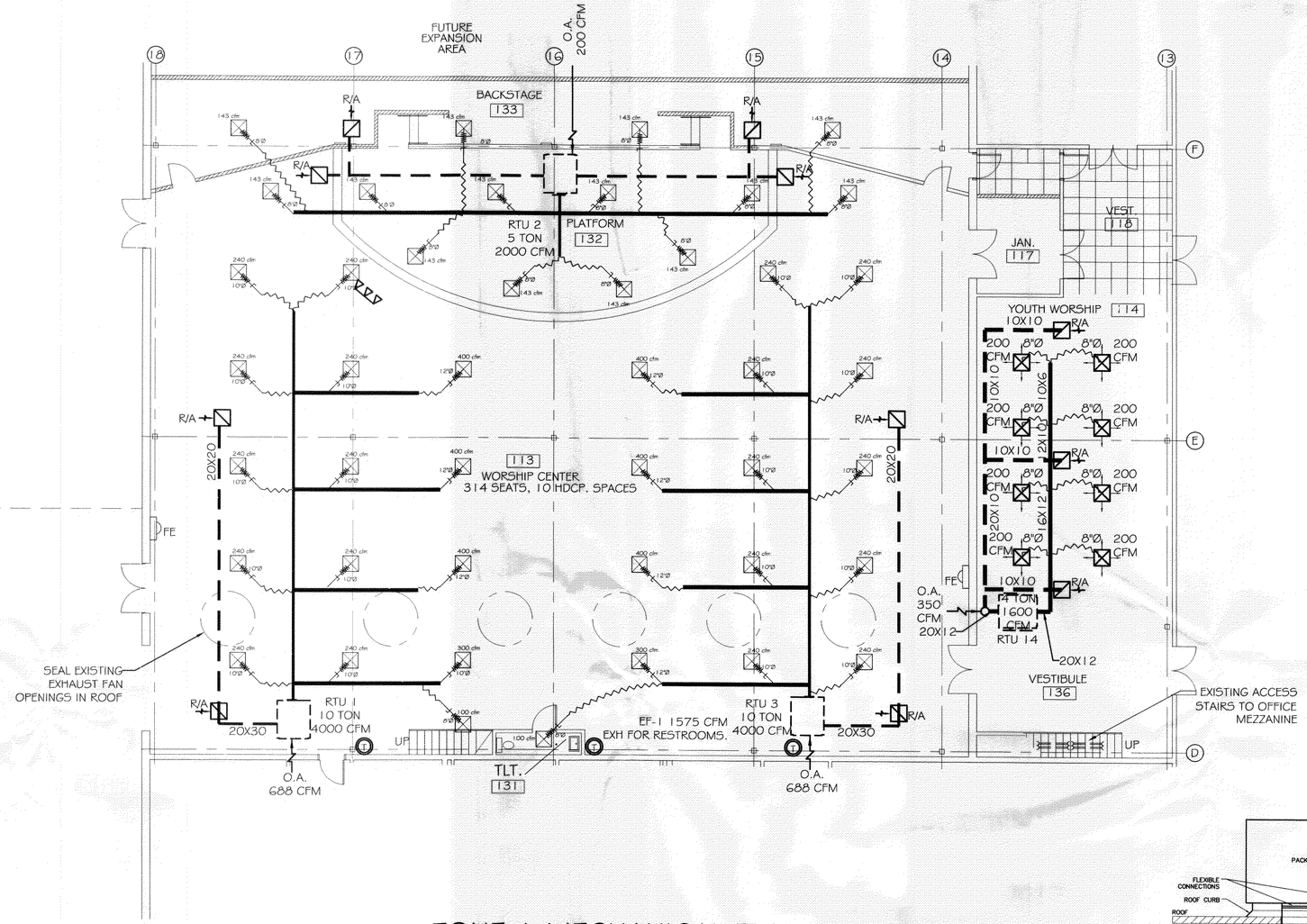

ZONE 1 MECHANICAL PLAN

SCALE: 1/8"=1'-0"

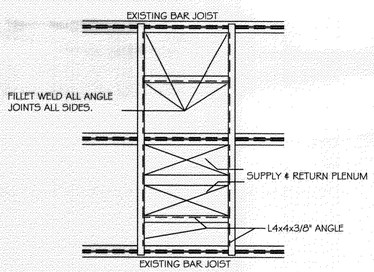

TYPICAL RTU SUPPORT DETAIL 4 M0.1
NOT TO SCALE

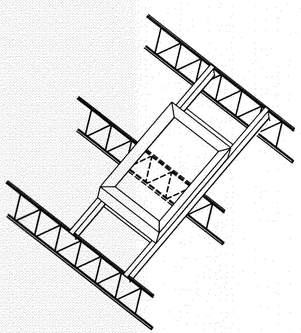

TYPICAL RTU CURB ISO VIEW 5 M0.1
NOT TO SCALE

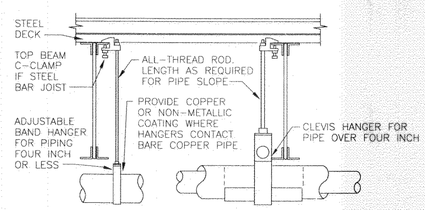

DO NOT HANG PIPE LARGER THAN 3" FROM BOTTOM OF JOISTS.

PROVIDE GALVANIZED STEEL SADDLE FOR ALL INSULATED PIPE LARGER THAN 3/4". VERIFY INSULATION THICKNESS WHEN SIZING HANGERS.

PROVIDE UPPER ATTACHMENT AS REQUIRED FOR CASES NOT SHOWN HERE. DO NOT INSTALL HANGER INSIDE INSULATION OR OTHERWISE PENETRATE VAPOR BARRIER. DO NOT HANG ONE PIPE FROM ANOTHER EXCEPT IN CHASES. TRAPEZE HANGERS MAY BE USED FOR MULTIPLE PARALLEL PIPES. HANGER SPACING FOR PIPE SIZE: COPPER: 4"=12' 3"=11' 2-1/2"=10' 2"=9' 1-1/2"=8' 1-1/4"=7' 1"=6' 3/4"=6' 1/2"=5'. CAST IRON: 10' AND ONE NEAR ALL JOINTS. STEEL: 4"=14' 3"=12' 2-1/2"=11' 2"=10' 1-1/2"=9' 1"=7' 3/4"=6' 1/2"=5'. LOCATE HANGERS AS CLOSE AS POSSIBLE TO TURNS AND TEES OF PIPE. PROVIDE SUPPLEMENTARY STEEL STRUTS BETWEEN JOISTS IF REQUIRED.LOCATE HANGERS TO TAKE LOAD OFF OF EQUIPMENT CONNECTIONS. ANCHOR WATER PIPE AGAINST SWAYING DUE TO CHANGES IN WATER VELOCITY. PROVIDE SEISMIC BRACING IF/AS REQUIRED BY LOCAL AUTHORITIES. CHAINS OR PERFORATED STRAP IRON OR STEEL IS NOT ACCEPTABLE. REFER TO CODES FOR FURTHER INFORMATION.

Pipe Hangers

Scale: Not To Scale

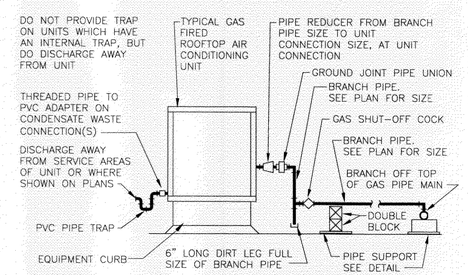

PIPING ARRANGEMENT SHOWN IS SCHEMATIC. ADJUST AS REQUIRED. GAS CONNECTION AND PIPING NOT REQUIRED ON ELECTRIC HEAT UNITS.

Rooftop Unit Connections

Scale: Not To Scale

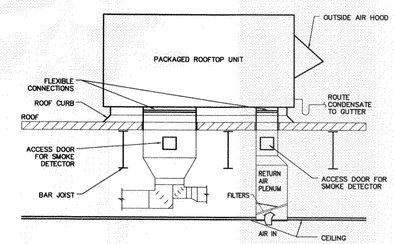

TYPICAL ROOFTOP UNIT DETAIL 2 M0.1
NOT TO SCALE

367234

REVIEWED FOR STATE FIRE MARSHAL AS PER REVIEW LETTER
LAWRENCE J. DELAUNE, ARCHITECT, CBO

LEGEND

- -SUPPLY AIR DUCT
- -RETURN AIR DUCT
- -EXHAUST DUCT
- -24 X 24 SUPPLY AIR GRILLE
- -24 X 24 RETURN AIR GRILLE
- -THERMOSTAT
- -VENT

DAMMON
ENGINEERING, INC.

CHIEF ENGINEER
EMMETT
DAMMON, P.E.

CHIEF ARCHITECT
ROBERT
WILTSE

1095 FLORIDA AVENUE
SLIDELL, LA. 70458
OFFICE: 985-649-5832
FAX: 985-641-5950

WEBSITE:
WWW.DAMMONENGINEERING.COM

EMAIL:
DAMMONENG@BELLSOUTH.NET

ARCHITECTURE

ENGINEERING

STUDIES

PLANNING

INVESTIGATION

EXPERT WITNESS

NORTHSHORE
CHURCH
KENSINGTON DR.
SLIDELL, LA

ZONE 1
MECHANICAL
PLAN

REV: #1 06-08-09

SCALE: AS NOTED

JOB#: 1988

DATE: 09-30-08

SHEET

M-1

OF