PLUMBING NOTES

1. PROVIDE ALL LABOR, MATERIAL AND EQUIPMENT FOR A COMPLETE OPERATING SYSTEM. THE SYSTEM SHALL INCLUDE HOT AND COLD WATER PIPING, SEWER AND VENT PIPING, INSULATION, WATER HEATER, HANGERS, VALVES, SUPPORTS WITHOUT ANY RESTRICTIONS TO COLUMN. CUT AND PATCH AS REQUIRED TO INSTALL PIPES.
2. ALL WORK AND MATERIAL SHALL CONFORM STRICTLY TO THE LATEST LOCAL, CITY, PARISH, STATE AND NATIONAL GOVERNING CODES.
3. CONTRACTOR IS TO FIELD VERIFY ALL EXISTING UTILITY LOCATIONS, ELEVATIONS AND SIZES PRIOR TO COMMENCING ANY WORK. CONTRACTOR SHALL PAY NECESSARY FEES FOR THE UTILITIES CONNECTIONS.
4. CONTRACTOR IS RESPONSIBLE TO VERIFY THE EXISTING INVERTS AND SET NEW INVERTS OF SEWERAGE AND DRAINAGE PIPES.
5. SEWERAGE LINES 3-INCH AND SMALLER SHALL BE SLOPED $\frac{1}{4}$" PER FOOT AND LINE 4-INCH AND LARGER SHALL BE $\frac{1}{8}$" PER FOOT.
6. TEST ALL PIPING AT REQUIRED PRESSURE.
7. ALL PLUMBING SHALL BE CLOSELY COORDINATED WITH STRUCTURAL SYSTEM, MECHANICAL SYSTEM AND ELECTRICAL TO INSURE NO TRADES WILL CONFLICT WITH EACH OTHER.
8. DO NOT SCALE DRAWINGS. SEE ARCHITECTURAL DRAWINGS FOR EXACT LOCATIONS OF DOORS, WINDOWS, WALLS, FIXTURES, ETC.
9. ALL WATER MAINS AND PIPING NOT SHOWN FOR CLARITY, ALL LOCATIONS FIELD VERIFIED.
10. DOMESTIC HOT AND COLD WATER PIPING AND FITTINGS UNDER SLAB SHALL BE ASTM B88 COPPER WATER TUBE, TYPE K SOFT ANNEALED. NO JOINTS SHALL BE ALLOWED UNDER THE SLAB.
11. DOMESTIC WATER PIPING AND FITTINGS ABOVE THE SLAB SHALL BE ASTM B88 COPPER WATER TUBE, TYPE L. HARD DRAWN WITH COPPER PRESSURE TYPE FITTINGS, ANSI B16.22. THE JOINTS SHALL BE SOLDERED TYPING USING ASTM B32, ALLOY GRADE 95A (95-5) SOLDER.
12. SOIL, WASTE, VENT PIPING AND FITTINGS ABOVE THE SLAB SHALL BE SERVICE WEIGHT CAST IRON PIPE WITH BELL AND SPIGOT ENDS AND ONE PIECE NEOPRENE INSERT TYPE GASKET. USE PVC SCHEDULE 40 OR ABS DWV PIPES AND FITTINGS WHERE PERMITTED BY CODE.
13. ALL WATER PIPING AND FITTINGS ABOVE THE FLOOR SHALL BE INSULATED WITH $\frac{1}{2}$" THICK FIBERGLASS INSULATION AND JACKET.
14. ALL ELECTRICAL, MECHANICAL AND PLUMBING PENETRATING FIRE PARTITIONS SHALL BE FIRE CAULKED. (PENETRATIONS THROUGH RATED CONSTRUCTION SHALL BE SEALED WITH A MATERIAL CAPABLE OF PREVENTING THE PASSAGE OF FLAMES AND HOT GASES WHEN TESTED IN ACCORDANCE WITH ASTM-E8-14.).
15. ALL PLUMBING LINES SHOWN ARE DRAWN DIAGRAMMATICALLY.
16. PROVIDE P-TRAP WITH TRAP PRIMER IN RESTROOMS.

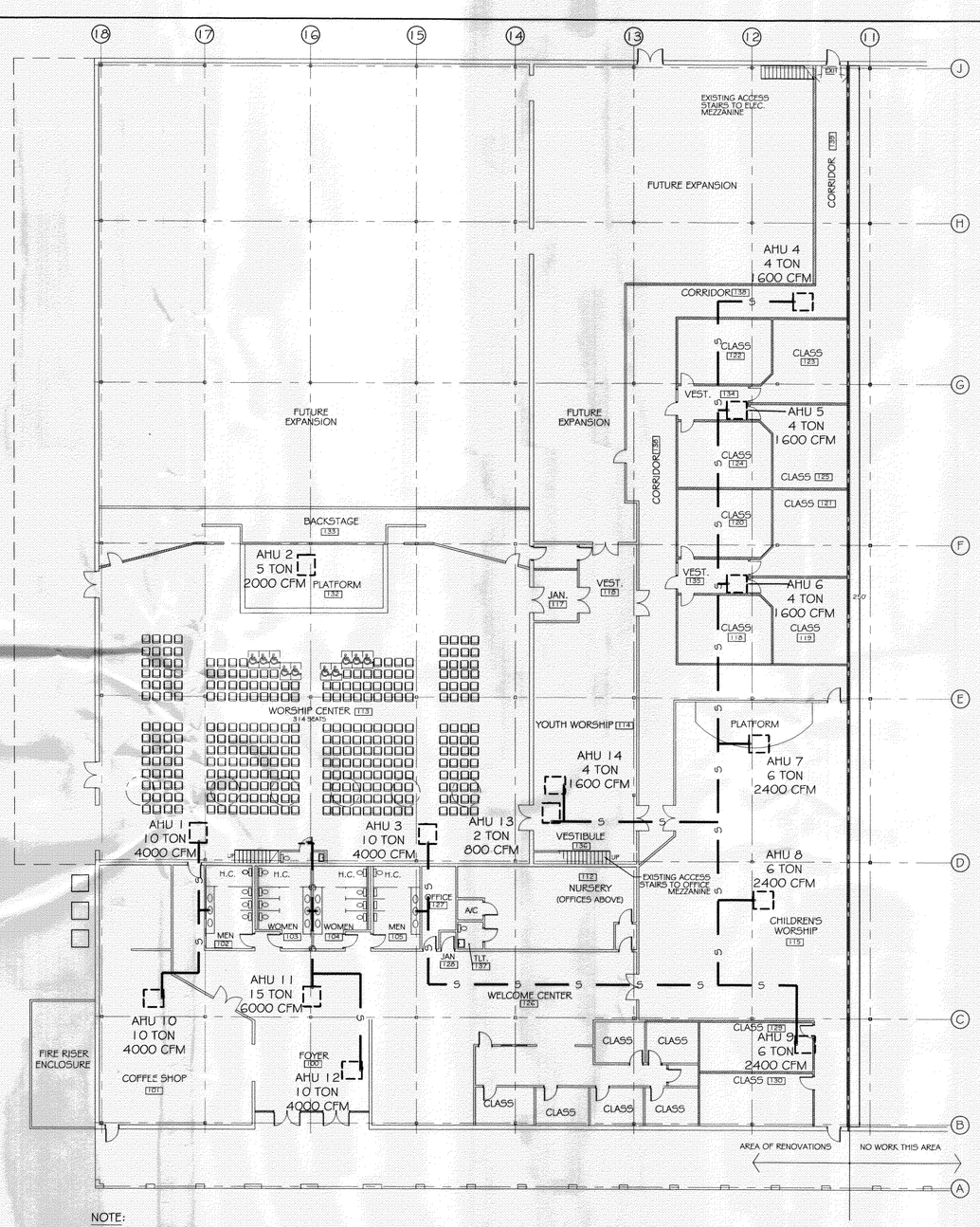

NOTE:
LOCATE EXISTING DRAIN LINE(S). CONNECT A/C UNIT DRAINS TO THE EXISTING DRAIN SYSTEM.

PLUMBING PLAN

SCALE: 1/16"=1'-0"

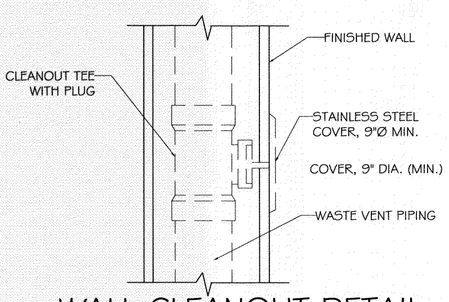

WALL CLEANOUT DETAIL

N.T.S.

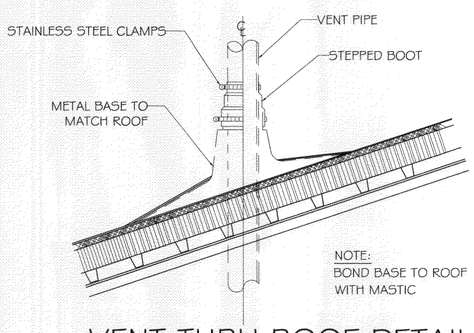

VENT THRU ROOF DETAIL

N.T.S.

LEGEND

- S — SANITARY SEWER LINE
- NEW 3 HOUR FIRE PARTITION-3 LAYERS 5/8" TYPE X EACH SIDE OF 2X6 STUDS AT 16" O.C.-PROVIDE OPENING PROTECTIVES AND EXTEND WALL TO UNDERSIDE OF EXISTING ROOF DECK-SEAL ALL PENETRATIONS
- NEW 5/8" GYP. BD. EACH SIDE OF 2X4 STUDS AT 16" O.C. TO 6" ABOVE CEILING.
- EXISTING CONSTRUCTION TO REMAIN

367234
REVIEWED FOR STATE FIRE MARSHAL AS PER REVIEW LETTER BY: LAWRENCE J. DELAUNE, ARCHITECT

DAMMON ENGINEERING, INC.

CHIEF ENGINEER
EMMETT DAMMON, P.E.

CHIEF ARCHITECT
ROBERT WILTSE

1095 FLORIDA AVENUE
SLIDELL, LA. 70458
OFFICE: 985-649-5832
FAX: 985-641-5950

WEBSITE:
WWW.DAMMONENGINEERING.COM

EMAIL:
DAMMONENG@BELLSOUTH.NET

ARCHITECTURE
ENGINEERING
STUDIES
PLANNING
INVESTIGATION
EXPERT WITNESS

NORTHSHORE CHURCH
KENSINGTON DR.
SLIDELL, LA

PLUMBING PLAN

REV:01-30-09

SCALE: AS NOTED
JOB#: 1988
DATE: 09-30-08
SHEET
P-1
OF