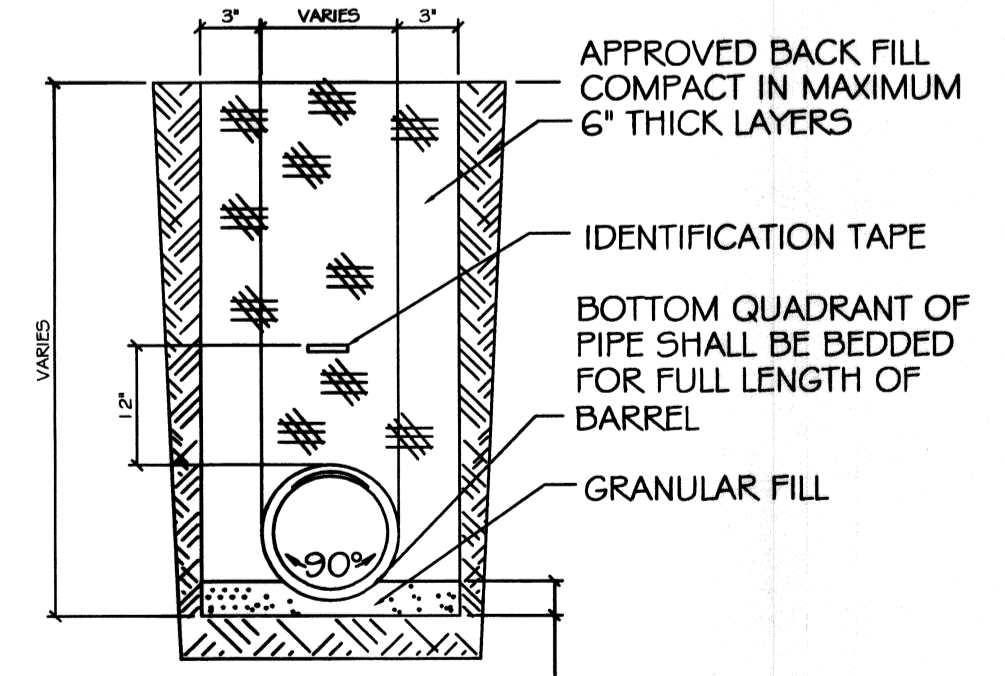


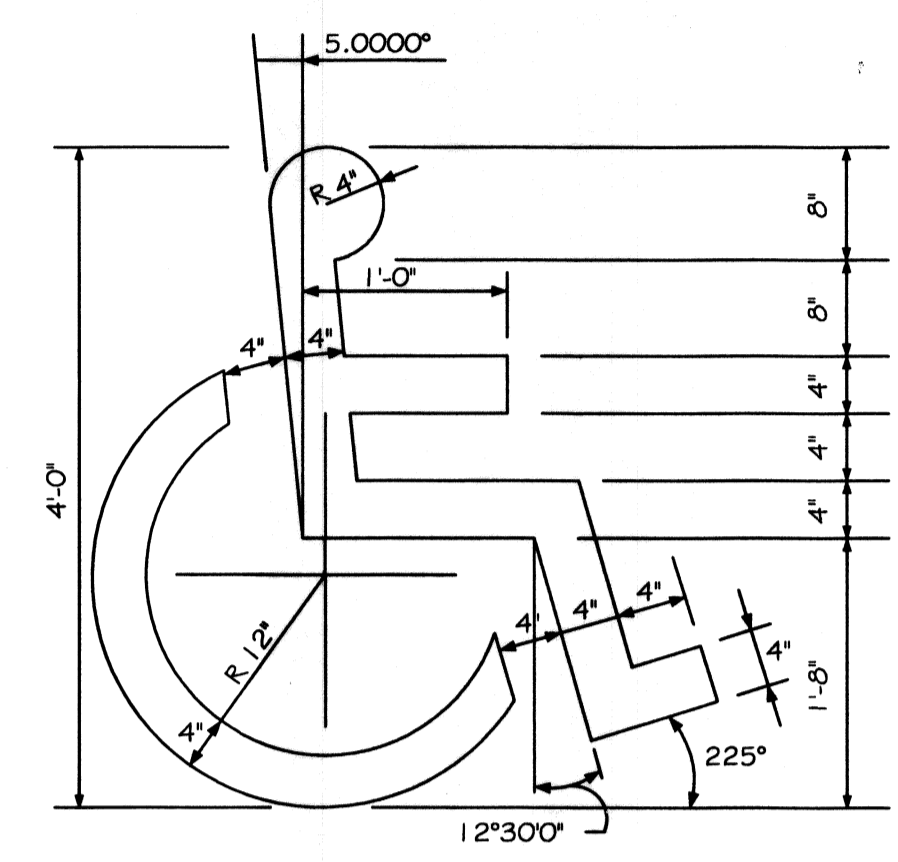
**SITE PLAN**  
SCALE: 1"=30'

- SITE NOTES:**
1. 5CH. 80 PVC CONDUIT WHERE PIPE IS EXPOSED OUTSIDE OF BUILDING WALL. TRANSITION BACK TO 5CH. 40 PVC @ 90° PVC ELBOW BELOW GRADE. ALL 90° FITTINGS TO BE 36" LONG SWEEP TYPE.
  2. TRANSITION OVERHEAD POWER TO U.G. 5CH. 40 PVC CONDUIT. COORDINATE WITH ELEC. COMPANY.
  3. PROVIDE HANDICAP ACCESSIBLE LEVEL LANDINGS AT ALL EXTERIOR EXIT LOCATIONS NO MORE THAN 1/2" BELOW F.F.E. ENSURE THAT ALL HCP PARKING IS ACCESSIBLE BY FUTURE SIDEWALKS, RAMPS, ETC. THAT ARE NOT INCLUDED IN THIS SET OF PLANS.
  4. TIE NEW WATER SERVICE INTO EXISTING WATER MAIN ON LA HWY. 3081. SEE DETAIL THIS SHEET

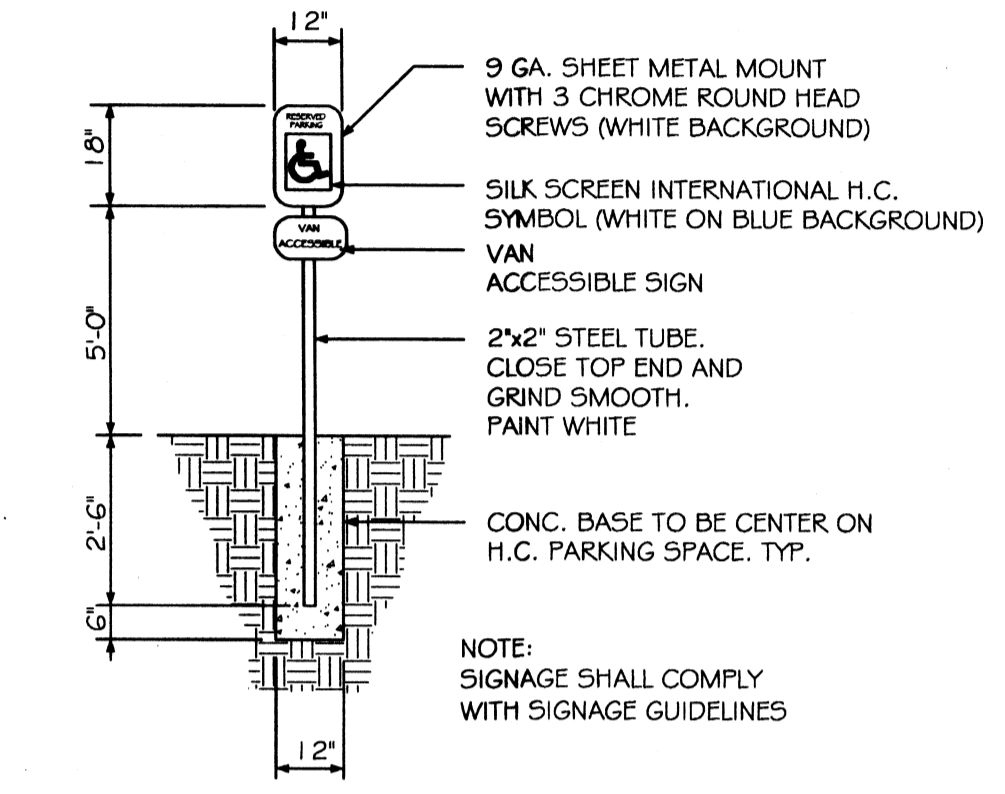
- SITE LEGEND**
- PROPERTY LINE
  - ▭ BUILDING OUTLINE
  - ♿ HANDICAP PARKING
  - - - SEWER SERVICE LINE
  - - - ELEC SERVICE CONDUIT



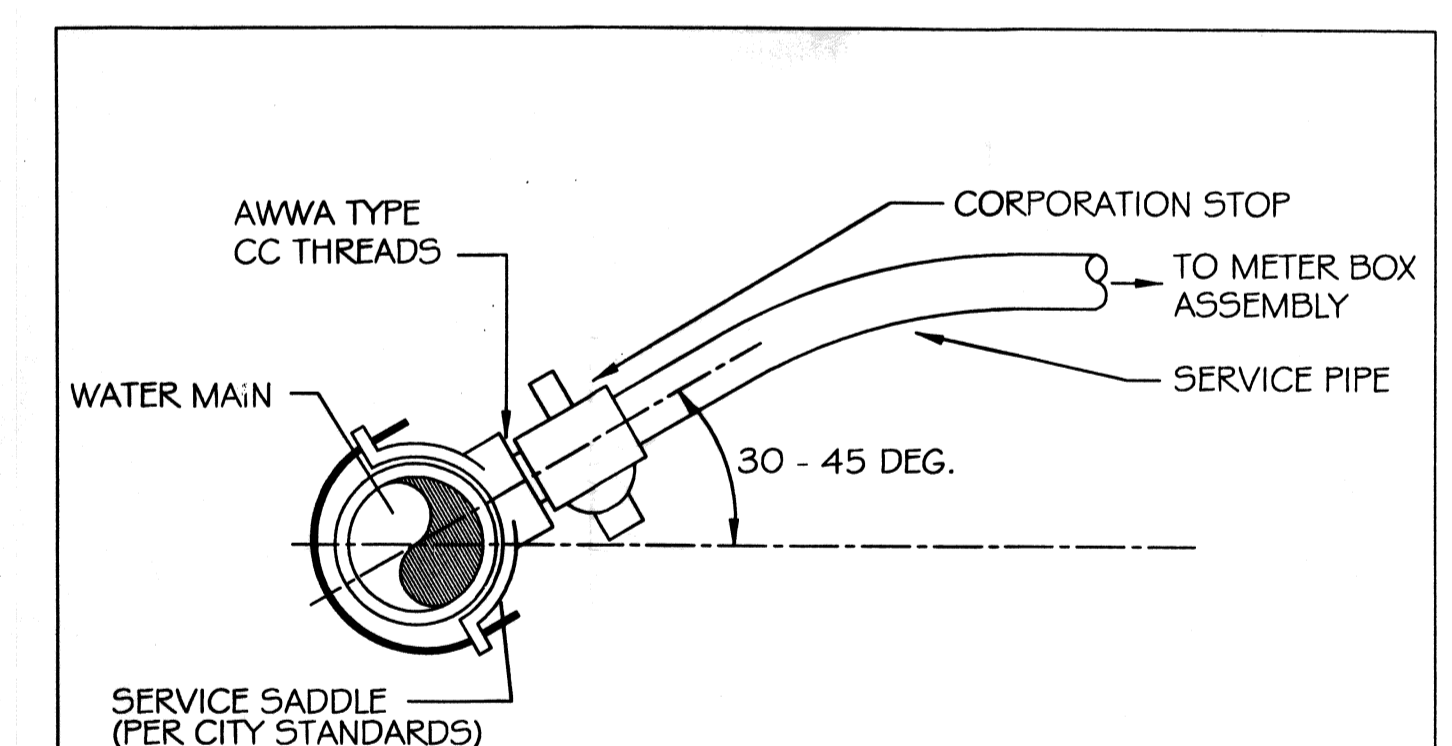
**DRAIN PIPE BEDDING**  
N.T.S.  
A MIN. 10 FT. HORIZONTAL AND 18" VERTICAL SEPARATION IS REQUIRED BETWEEN WATER & SEWER LINE.



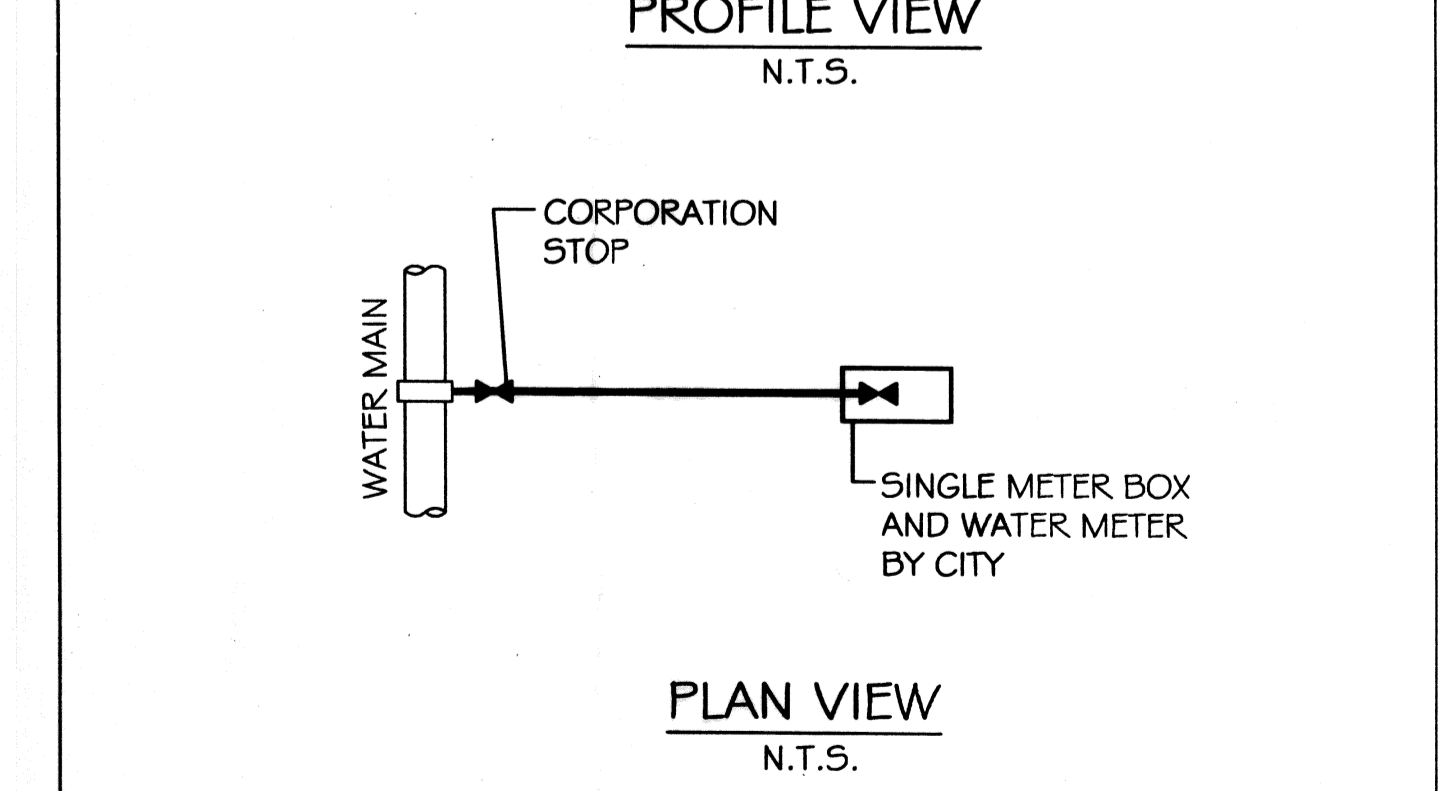
**HANDICAP SYMBOL DETAIL**  
N. T. S.



**HANDICAP PARKING SIGN**  
N. T. S.




**PROFILE VIEW**  
N.T.S.



**PLAN VIEW**  
N.T.S.

**WATER SERVICE DETAIL**  
MAY 09 2011 #39 7460

REVIEWED FOR STATE FIRE MARSHAL AS PER REVISED LETTER BY: JAMAR T. BARNER



**DAMMON ENGINEERING, INC.**

CHIEF ENGINEER  
EMMETT DAMMON, P.E.

CHIEF ARCHITECT  
ROBERT WILTSE

554 OLD SPANISH TRAIL  
SLIDELL, LA. 70458  
OFFICE: 985-649-5832  
FAX: 985-641-5950

WEBSITE:  
WWW.DAMMONENGINEERING.COM

EMAIL:  
DAMMONENG@BELLSOUTH.NET

- ARCHITECTURE
- ENGINEERING
- STUDIES
- PLANNING
- INVESTIGATION
- EXPERT WITNESS

**NEW CHURCH**

FIRST BAPTIST CHURCH  
64541 HWY 3081  
PEARL RIVER, LA  
70452

**SITE PLAN**

*Robert Wiltse*

REV:

SCALE: AS NOTED

JOB#: 2108

DATE: 04-26-11

SHEET 2

C-1

OF 14