Builder must check correctness of this drawing PRIOR to erection of system. This drawing is conceptual and should be used with the Architectual plans to insure proper joist and beam placement. Stairways may be drawn small to allow for adjustments in the field.

Symbols for reference only. Framer to verify fixture locations for proper joist adjustments.

Joist hanger

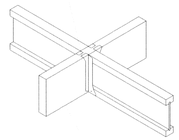

Versa-Lam Beam.

F27a BCI Joist with Hanger @ Beam
N.T.S.

Multiple Member Beams
Side Loaded Connection
1 3/4" Versa-Lam
Nail Pattern

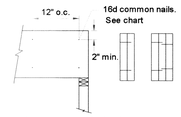

16d common nails.
See chart

Number of Members	Max. Uniform Load (lbs. per ln. ft.) 2 rows	3 rows
2	520	780
3 (a)	390	585

(a) Nail pattern for 3 - piece member must occur on both sides.

Nail values may be increased by 15% for snow - load roofs and by 25% for non - snow roofs where building code allows.

F49 Multiple Member Connection Nail
N.T.S.

Accessory Schedule			
Qty	Manufacturer	Product	Description
33	Simpson Strong-Tie, Inc.	ITS1.81/16	
19	Simpson Strong-Tie, Inc.	MIT3516	

Framing Schedule - Nominalized			
Tag	Qty	Product	Length
1	1	16" BCI® 4500s-1.8 SP	10' 0"
2	29	16" BCI® 4500s-1.8 SP	8' 0"
3	9	16" BCI® 4500s-1.8 SP	6' 0"
4	161	16" BCI® 60s-2.0 SP	28' 0"
5	8	16" BCI® 60s-2.0 SP	26' 0"
6	2	16" BCI® 60s-2.0 SP	22' 0"
7	22	16" BCI® 60s-2.0 SP	20' 0"
8	7	16" BCI® 60s-2.0 SP	18' 0"
9	4	1-3/4" x 16" VERSA-LAM® 2.0 3100 SP	26' 0"
10	2	3-1/2 X 16 WB	12' 0"

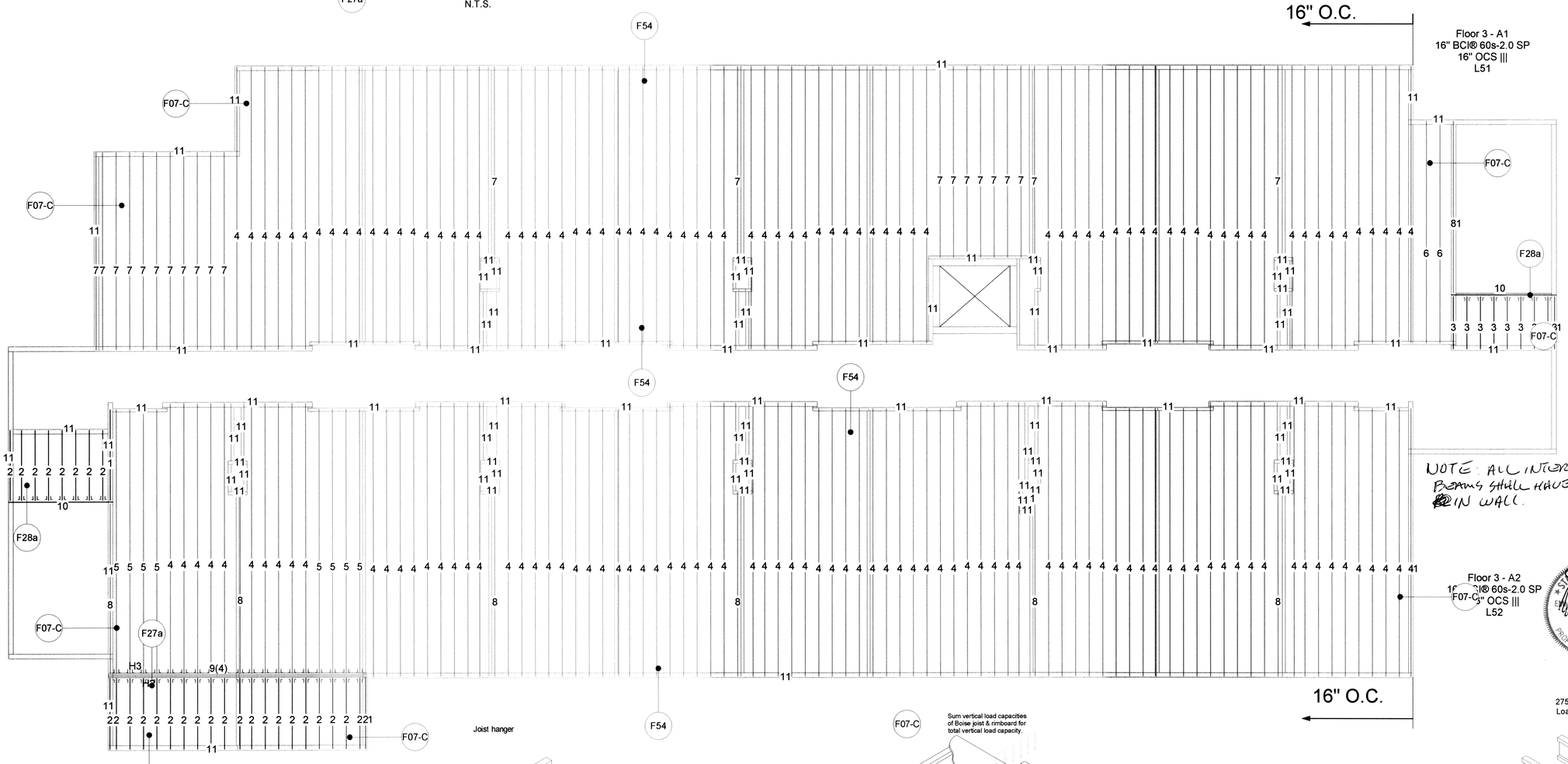

NOTE: ALL INTERIOR & EXTERIOR BEAMS SHALL HAVE 5 STUDS IN WALL.

Joist hanger

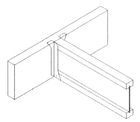

Versa-Lam Beam

BC F28a with Hanger @ Beam
N.T.S.

Plan View
3/16" = 1'-0"

Sum vertical load capacities of Boise joist & rimboard for total vertical load capacity.

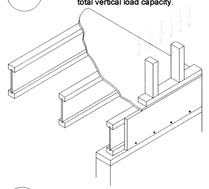

US Br F07-C im Joist with Parallel Rimboard
N.T.S.

2750 lb/ft. Vertical Load Capacity.

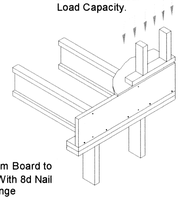

Nail BC Rim Board to BCI Joist With 8d Nail to each flange

F54 BCI Joist BC Rim Board
N.T.S.

ELP ENGINEERED LUMBER PARTNERS

Clinton Office #
Phone: 601-925-1782
Fax: 601-925-1783
e-mail: ronnie@elpewp.com

NOTE: ALL MEASUREMENTS TO BE VERIFIED IN THE FIELD.

Floor 3

LOADING
floor 40LL/17DL
roof 20LL/20DL

Abita Lumber - David Melton
La Quinta Inn - Lot #14 Cableas Parkway

Engineered Lumber Partners
Clinton, MS

BC FRAMER® 3.0
SCALE: N.T.S.
DATE: 10/2/2012
BY: Ronnie Talley
FILE: 16704REV5.bcf
DWG:
SHEET: 1 / 1

Last Saved Date: 10/3/2012 4:59 PM
Print Date: 10/3/2012 5:03 PM