PARKING

1 SPACE PER 8 SEATS
448 SEATS / 8 = 56 PARKING SPACES REQUIRED
4 HANDICAP PARKING SPACES PROVIDED
66 REGULAR PARKING SPACES PROVIDED
TOTAL PARKING SPACES PROVIDED 70

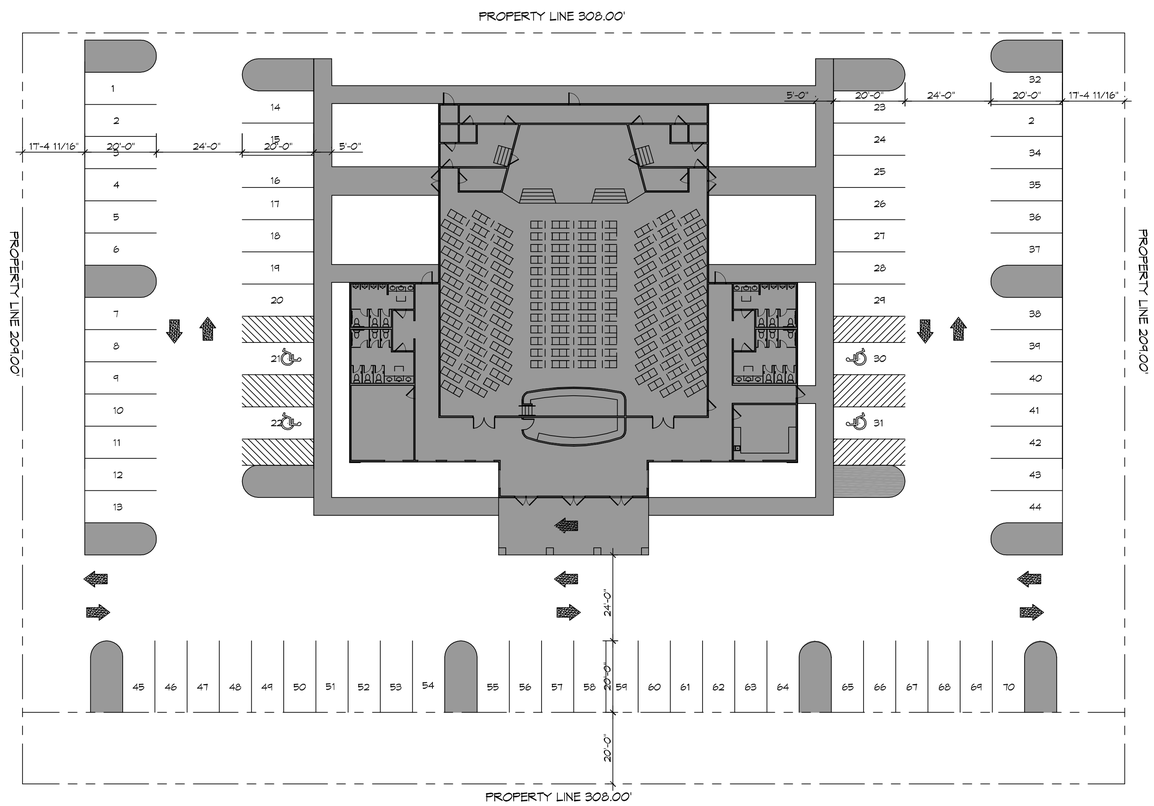

1 SITE PLAN OPTION #1
SCALE: 1" = 20'

NEW SITE

DAMMON ENGINEERING, INC.
LOUISIANA & MISSISSIPPI
www.dammonengineering.com
info@dammonengineering.com
PH: 985.649.5832 F: 985.641.5990
Chief Engineer: Brian Mistich, PE
554 Old Spanish Trail
Slidell, LA 70458

#	DESCRIPTION	DATE

REVISIONS

NEW HOPE COMMUNITY CHURCH
VETERANS BLVD
KEERNER, LA

JOB No:	2020	DATE:	01/06/2020
DRAWN BY:	CCD	CHECKED BY:	JAB

THIS DRAWING AND ANY PART THEREOF, PRODUCED DURING THIS ENGAGEMENT REMAINS THE PROPERTY OF DAMMON ENGINEERING, INC. AND MUST BE RETURNED UPON REQUEST. IT MAY NOT BE REPRODUCED OR DISCLOSED TO OTHERS, OR WORK IN CONNECTION WITH ANY PART OF THE PROJECT OTHER THAN THE SPECIFIC PROJECT FOR WHICH IT WAS PREPARED, WITHOUT WRITTEN PERMISSION OF DAMMON ENGINEERING, INC. © 2020 DAMMON ENGINEERING, INC. ALL RIGHTS RESERVED.

SHEET TITLE:
SITE PLAN

DRAWING NUMBER:
C101

SHEET No: 1 of 4

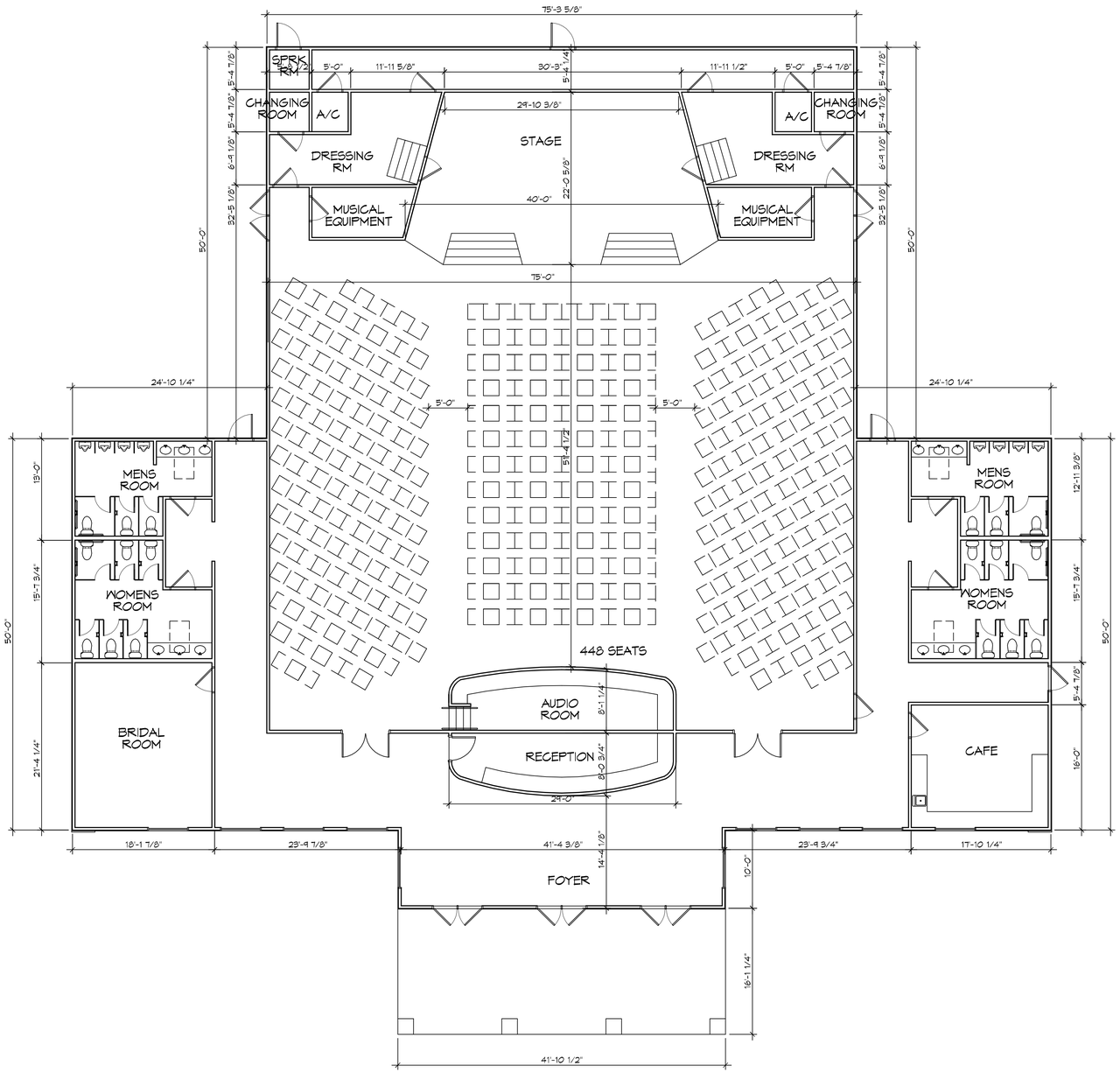

2 FLOOR PLAN OPTION #1

SCALE: 1/8"=1'-0"

DAMMON ENGINEERING, INC.
LOUISIANA & MISSISSIPPI

Chief Engineer: Brian Mistich, PE
554 Old Spanish Trail
Slidell, LA 70458

www.dammoneningineering.com
info@dammoneningineering.com
PH: 985.649.5832 F: 985.641.5950

REVISIONS

#	DESCRIPTION	DATE

NEW HOPE COMMUNITY CHURCH

VETERANS BLVD
KENNER, LA

JOB No:	2020	DATE:	01/08/2020
DRAWN BY:	GKD	CHECKED BY:	JAS

The seal, drawings and specifications, original and derivative, represents the work product of Dammon Engineering, Inc. and shall not be used by any person or entity for any purpose other than the specific purpose for which it was prepared or provided, or extensions of such purpose, without the prior written consent of Dammon Engineering, Inc. Visual contact with these drawings or specifications shall constitute prima facie evidence of acceptance of these restrictions.

SHEET TITLE:
FLOOR PLAN OPTION#1

DRAWING NUMBER:

A101

SHEET No: 2 of 4

FILE NAME: J:_CURRENT\New Hope Community Church - KEN\Current Drawings\Option 1\A101 - Floor Plan.dwg PLOT DATE & TIME: Thursday, January 16, 2020 4:21:15 PM



2 FRONT ELEVATION
SCALE: 1/8"=1'-0"

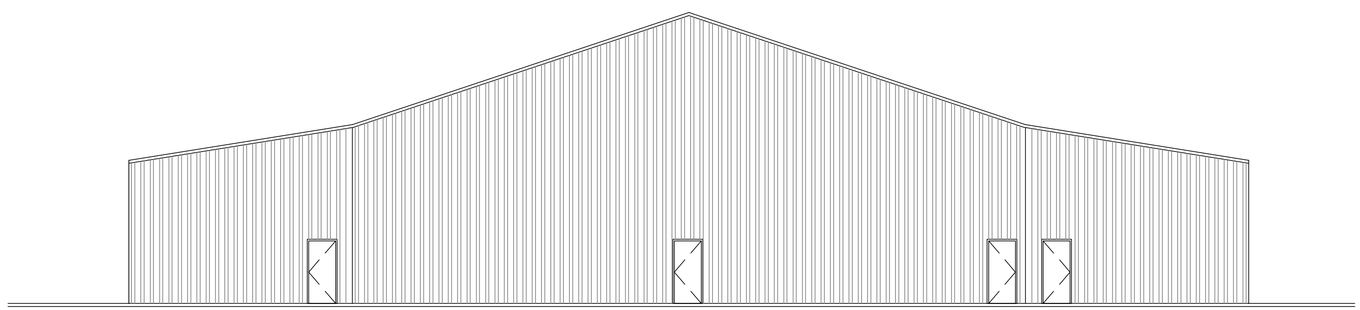

3 REAR ELEVATION
SCALE: 1/8"=1'-0"

DAMMON ENGINEERING, INC.
LOUISIANA & MISSISSIPPI
Chief Engineer: Brian Mistich, PE
554 Old Spanish Trail
Slidell, LA 70458
www.dammonengineering.com
info@dammonengineering.com
PH: 985.649.5832 F: 985.641.5950

REVISIONS

#	DESCRIPTION	DATE

NEW HOPE COMMUNITY CHURCH
VETERANS BLVD
KENNER, LA

JOB No:	2020	DATE:	01/08/2020
DRAWN BY:	CKD	CHECKED BY:	JAS

The these drawings and specifications, designs and arrangements represented thereby are and shall remain the property of Dammon Engineering, Inc. and shall not be loaned, copied or disclosed to others, nor shall they be used for any purpose other than the specific project for which they have been prepared and delivered, unless prior written permission is obtained from Dammon Engineering, Inc. Visual contact with these drawings or specifications shall constitute conclusive evidence of acceptance of these restrictions.

SHEET TITLE:
FRONT AND REAR ELEVATION

DRAWING NUMBER:
A102

SHEET No: 3 of 4

FILE NAME: J:_CHURCHES\New Hope Community Church - KEN\Current Drawings\Option 1\A102 - Elevations.dwg PLOT DATE & TIME: Thursday, January 16, 2020 4:21:49 PM

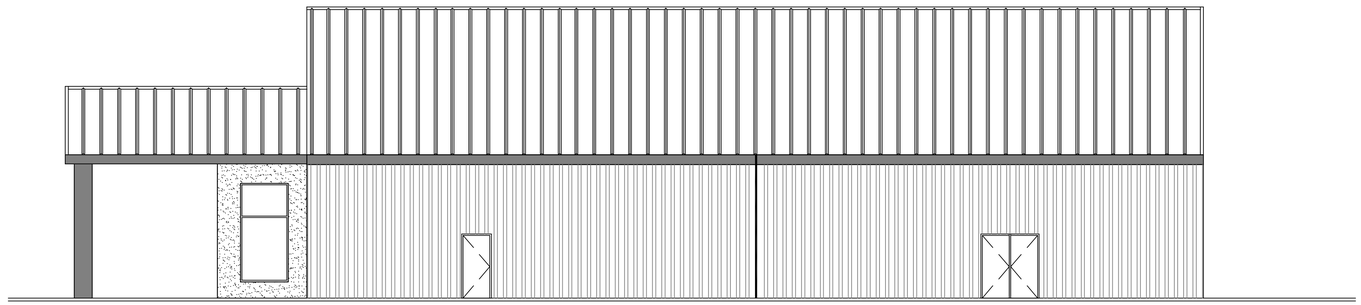

4 RIGHT ELEVATION
SCALE: 1/8"=1'-0"



5 LEFT ELEVATION
SCALE: 1/8"=1'-0"

DAMMON ENGINEERING, INC.
LOUISIANA & MISSISSIPPI
Chief Engineer: Brian Mistch, PE
554 Old Spanish Trail
Slidell, LA 70458
www.dammonengineering.com
info@dammonengineering.com
PH: 985.649.5832 F: 985.641.5950

#	DESCRIPTION	DATE

REVISIONS

NEW HOPE COMMUNITY CHURCH
VETERANS BLVD
KENNER, LA

JOB No: 2020 | DATE: 01/08/2020
DRAWN BY: CKD | CHECKED BY: JAS

The these drawings are, upon release, original and proprietary instruments of service prepared by Dammon Engineering, Inc. for use on this project only. Any other use, reproduction or publication of these drawings or any part thereof, without the express written consent of Dammon Engineering, Inc. is prohibited. Visual contact with these drawings or specifications shall constitute prima facie evidence of acceptance of these restrictions.

SHEET TITLE:
SIDE ELEVATIONS

DRAWING NUMBER:
A103

SHEET No: 4 of 4

FILE NAME: J:_CHURCHES\New Hope Community Church - KEN\Current Drawings\Sides 1\A103 - Elevations.dwg PLOT DATE & TIME: Thursday, January 16, 2020 4:21:58 PM