PARKING

1 SPACE PER 8 SEATS
446 SEATS / 8 = 56 PARKING SPACES REQUIRED
4 HANDICAP PARKING SPACES PROVIDED
66 REGULAR PARKING SPACES PROVIDED
TOTAL PARKING SPACES PROVIDED 70

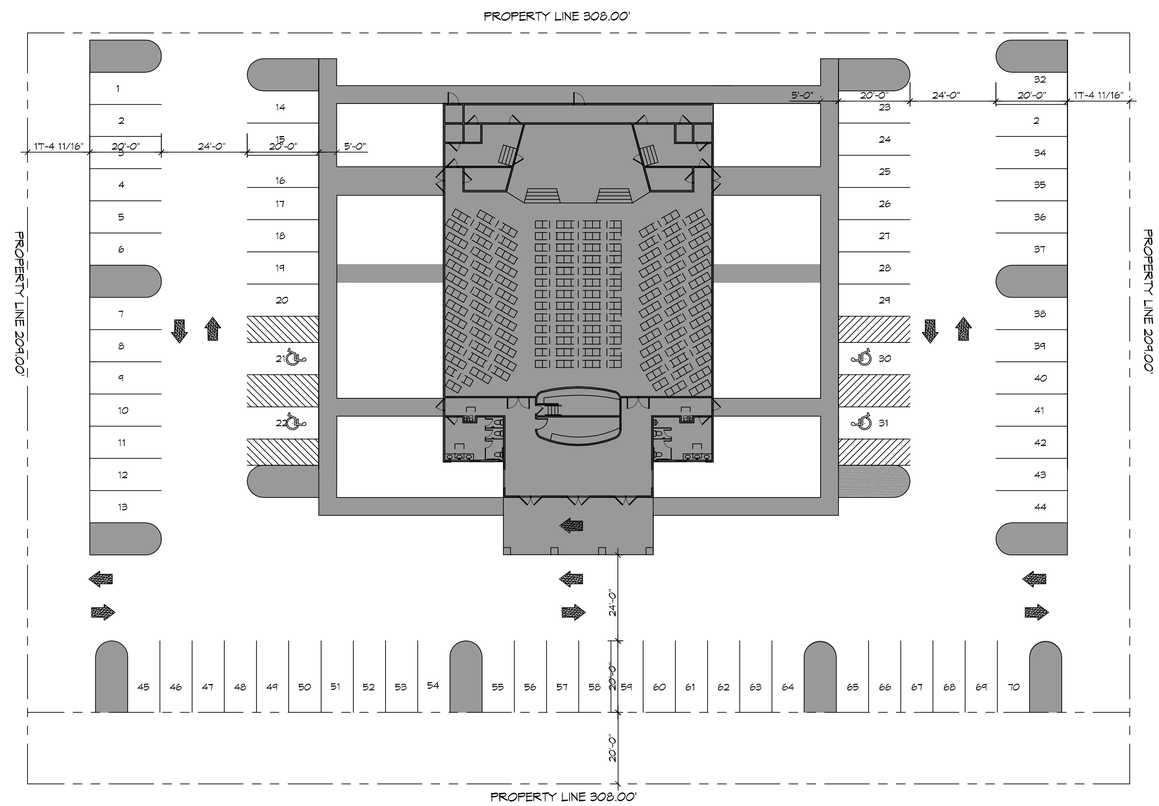

N

1 SITE PLAN

SCALE: 1" = 30'

NEW SITE

DAMMON ENGINEERING, INC.
LOUISIANA & MISSISSIPPI

www.dammonengineering.com
info@dammonengineering.com
PH: 985.649.5832 F: 985.641.5950

Chief Engineer: Brian Mistich, PE
554 Old Spanish Trail
Slidell, LA 70458

#	DESCRIPTION	DATE

REVISIONS

NEW HOPE COMMUNITY CHURCH

VETERANS BLVD
KEERNER, LA

JOB No:	2020	DATE:	01/17/2020
DRAWN BY:	CRD	CHECKED BY:	JAB

THIS DRAWING AND ANY PART THEREOF, PRODUCED BY DAMMON ENGINEERING CONSTRUCTION DOCUMENTS, IS INTENDED SOLELY FOR USE ON THE PROJECT FOR WHICH IT WAS PREPARED AND AT THE TIME PREPARED BY DAMMON ENGINEERING. ANY OTHER USE, OR WORK IN CONNECTION WITH ANY PART OF THE PROJECT OTHER THAN THE SPECIFIC PROJECT FOR WHICH IT WAS PREPARED AND AT THE TIME PREPARED BY DAMMON ENGINEERING IS PROHIBITED AND PROHIBITED WITHOUT THE WRITTEN CONSENT OF DAMMON ENGINEERING.

SHEET TITLE:
SITE PLAN

DRAWING NUMBER:
C101

SHEET No: 1 of 4

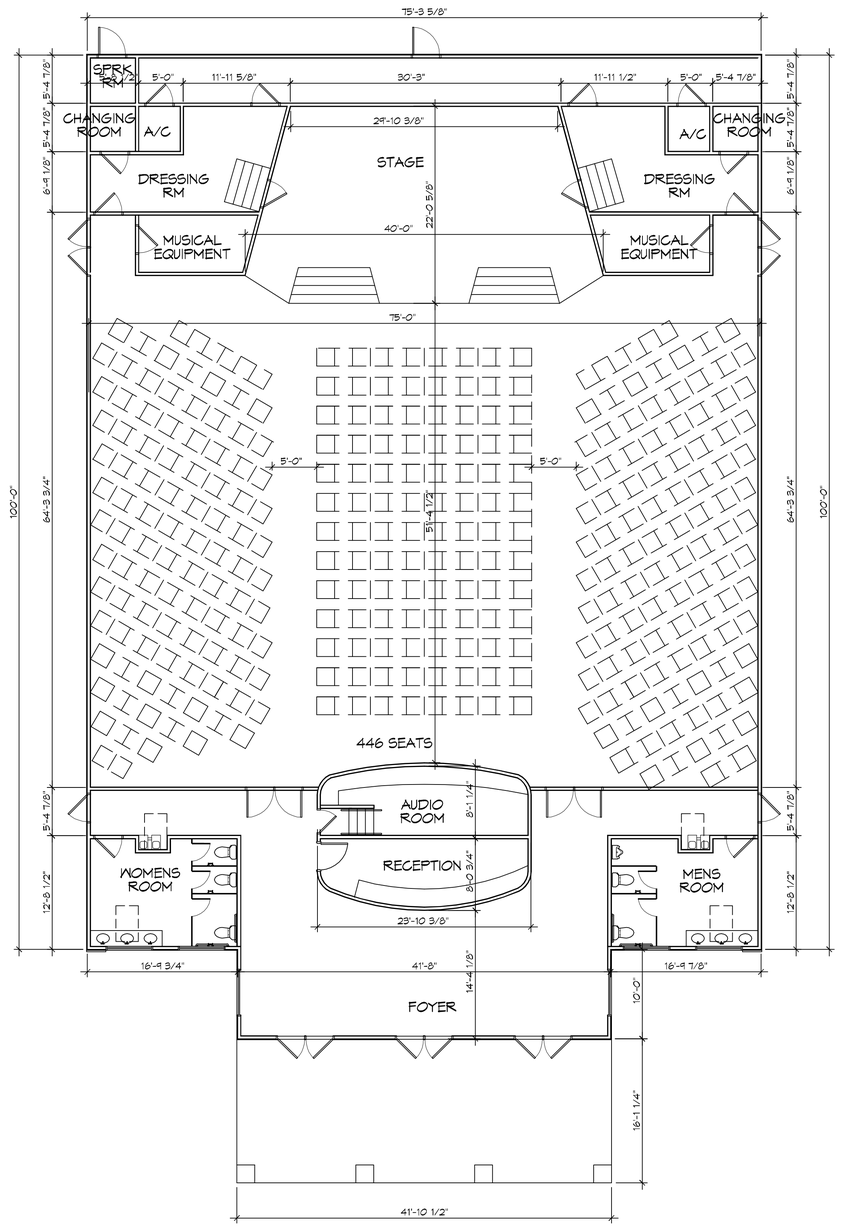

1 FLOOR PLAN OPTION 2
SCALE: 1/8"=1'-0"

DAMMON ENGINEERING, INC.
LOUISIANA & MISSISSIPPI

www.dammoneningineering.com
info@dammoneningineering.com
PH: 985.649.5832 F: 985.641.5950

Chief Engineer: Brian Mistich, PE
554 Old Spanish Trail
Slidell, LA 70458

REVISIONS

#	DESCRIPTION	DATE

NEW HOPE COMMUNITY CHURCH

VETERANS BLVD
KENNER, LA

JOB No:	2020	DATE:	01/17/2020
DRAWN BY:	GKD	CHECKED BY:	JAS

The plans, drawings and specifications, designs and drawings represented therein are the property of Dammon Engineering, Inc. and are protected by copyright. Any reproduction or use of such plans, drawings and specifications without the express written permission of Dammon Engineering, Inc. is prohibited.

SHEET TITLE:
FLOOR PLAN

DRAWING NUMBER:
A101

SHEET No: 2 of 4

FILE NAME: J:_CURRENT\New Hope Community Church - NEW\Current Drawings\Design\A101 - Floor Plan.dwg AUTF DATE & TIME: Friday, January 17, 2020 8:31:39 AM

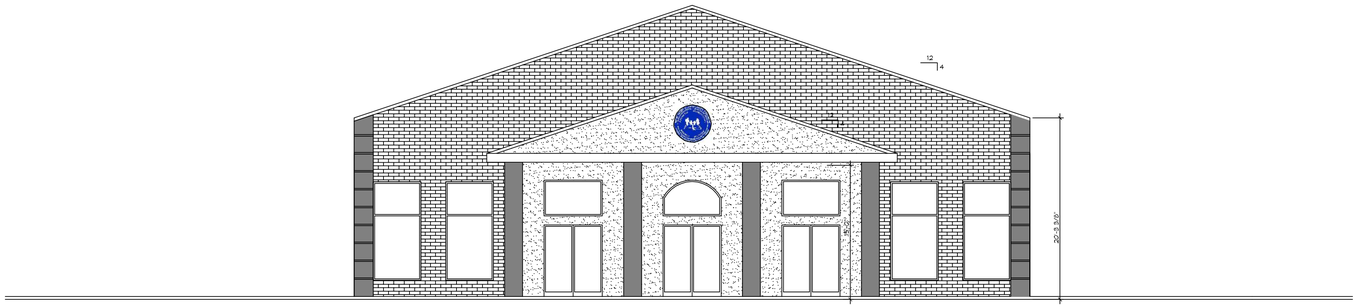

2 FRONT ELEVATION
SCALE: 1/8"=1'-0"

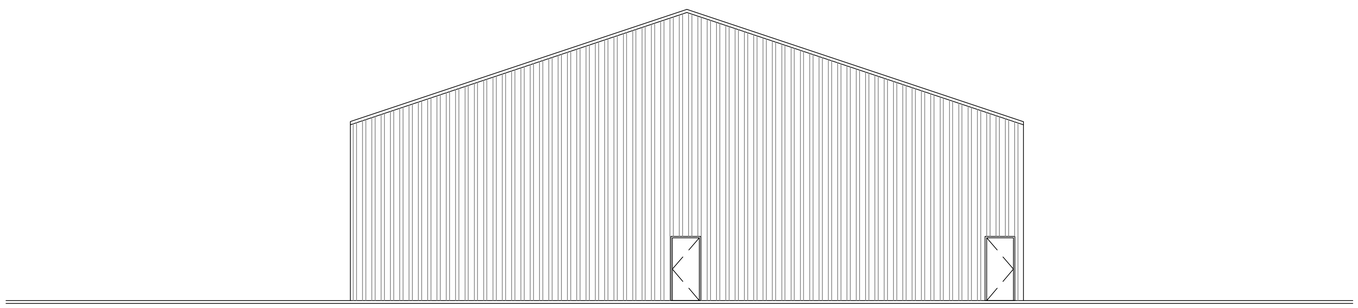

3 REAR ELEVATION
SCALE: 1/8"=1'-0"

DAMMON ENGINEERING, INC.
LOUISIANA & MISSISSIPPI
www.dammonengineering.com
info@dammonengineering.com
PH: 985.649.5832 F: 985.641.5950
Chief Engineer: Brian Mistich, PE
554 Old Spanish Trail
Slidell, LA 70458

REVISIONS

#	DESCRIPTION	DATE

NEW HOPE COMMUNITY CHURCH
VETERANS BLVD
KENNER, LA

JOB No:	2020	DATE:	01/17/2020
DRAWN BY:	CKD	CHECKED BY:	JAS

The plans drawings and specifications, designs and drawings represented herein are the property of Dammon Engineering, Inc. and are protected by copyright. Any reproduction or use of the plans, designs and drawings without the express written consent of Dammon Engineering, Inc. is prohibited. Copyright © 2019 Dammon Engineering, Inc. All rights reserved.

SHEET TITLE:
FRONT AND REAR ELEVATION

DRAWING NUMBER:
A102

SHEET No: 3 of 4

FILE NAME: J:_CLIENTS\New Hope Community Church - 4890\Current Drawings\Design\A102 - Elevations.dwg PLOT DATE & TIME: Friday, January 17, 2020 8:37:07 AM



4 RIGHT ELEVATION
SCALE: 1/8"=1'-0"



5 LEFT ELEVATION
SCALE: 1/8"=1'-0"

DAMMON ENGINEERING, INC.
LOUISIANA & MISSISSIPPI
Chief Engineer: Brian Mistch, PE
554 Old Spanish Trail
Slidell, LA 70458
www.dammonengineering.com
info@dammonengineering.com
PH: 985.649.5832 F: 985.641.5950

REVISIONS

#	DESCRIPTION	DATE

NEW HOPE COMMUNITY CHURCH
VETERANS BLVD
KENNER, LA

JOB No: 2020 | DATE: 01/17/2020
DRAWN BY: CKD | CHECKED BY: JAS

The these drawings and specifications, designs and arrangements shown on these drawings are the property of Dammon Engineering, Inc. and shall not be used for any purpose other than the specific project for which they were prepared or modified by Dammon Engineering, Inc. and shall not be used for any other project without the written consent of Dammon Engineering, Inc. Visual contact with these drawings or specifications shall constitute prima facie evidence of acceptance of these restrictions.

SHEET TITLE:
SIDE ELEVATIONS

DRAWING NUMBER:
A103

SHEET No: 4 of 4

FILE NAME: J:_CURRENT\New Hope Community Church - 4896\Current Drawings\Design\A103 - Elevations.dwg PLOT DATE & TIME: Friday, January 17, 2020 8:33:34 AM