

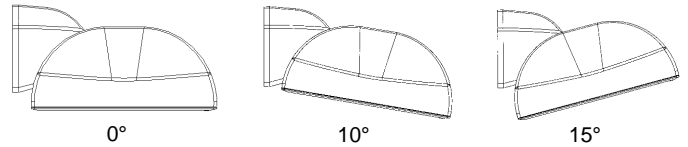
PROJECT NAME: _____

FIXTURE TYPE: _____

HADCO PROFILER PW2 WALL-LYTE SPECIFICATION SHEET



The Hadco Profiler PW2 Wall-Lyte luminaire is an architectural alternative to the commodity style wall-pack. Offering cut-off lighting performance, the Profiler PW2 Wall-Lyte bridges the gap between aesthetics and cut-off lighting. With up to 10 degree house side tilt or 15 degree street side tilt, the PW2 Wall-Lyte has the flexibility to meet most site conditions.



model PW2

SPECIFICATIONS

HOUSING: Precision machined die-cast aluminum housing eliminates welded seams and water entry. The Profiler incorporates a blend of radial geometries with 45 degree sloping planes and ribbing that provide an aesthetic, low profile detail.

LENS FRAME: The lens is 3/16" tempered glass. The frame is a one-piece, precision machined, die-cast part. The lens frame assembly mounts to the housing via (4) captive 1/4-20 stainless steel screws and (2) galvanized steel hinges. A silicone gasket assures a water tight seal.

Down Model: Lens is recessed in the frame. A silicone gasket, (8) stainless steel clips and (8) 8-32 stainless steel screws secure the lens to the frame.

Up Model: Lens is mounted flush with top of frame and sealed with silicone.

OPTICAL ASSEMBLY: Type II, III, Forward Throw and Grazing reflectors are constructed of highly reflective anodized panels that are rigidly mounted on an aluminum frame. All are 90 degree rotatable and interchangeable.

ELECTRICAL ASSEMBLY: Electrical components are mounted on a removable galvanized steel ballast tray, factory wired with quick disconnects for easy replacement. Ballasts have power factors greater than 90%. Metal halide ballasts are capable of starting at -20° F or -30° C, HPS ballasts at -40° F or -40° C. The medium base porcelain socket is 4KV rated. All components are UL and CSA Listed or cUL recognized and 100% factory tested.

MOUNTING ASSEMBLY: The 11 gauge galvanized steel wallplate is to be mounted to a solid wall foundation with (4) 3/8" fasteners (not provided by Hadco). The die cast mounting arm is attached to the wallplate by (4) 1/4-20 screws allowing for one person installation. The desired aiming position is secured via (2) 1/4-20 set screws.

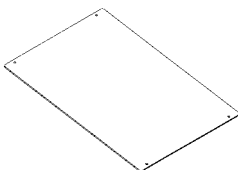
FINISH: Thermoset polyester powdercoat, laboratory tested for superior weatherability and fade resistance in accordance with ASTM B-117-64 and ANSI/ASTM G53-77 specifications.

WARRANTY: Three year limited warranty.

MAX WEIGHT: 38 lbs.

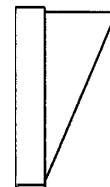
ACCESSORIES (Must Be Ordered Separately and Field Installed)

PW2-PS: UV stabilized polycarbonate convex shield protects tempered glass lens from damage.



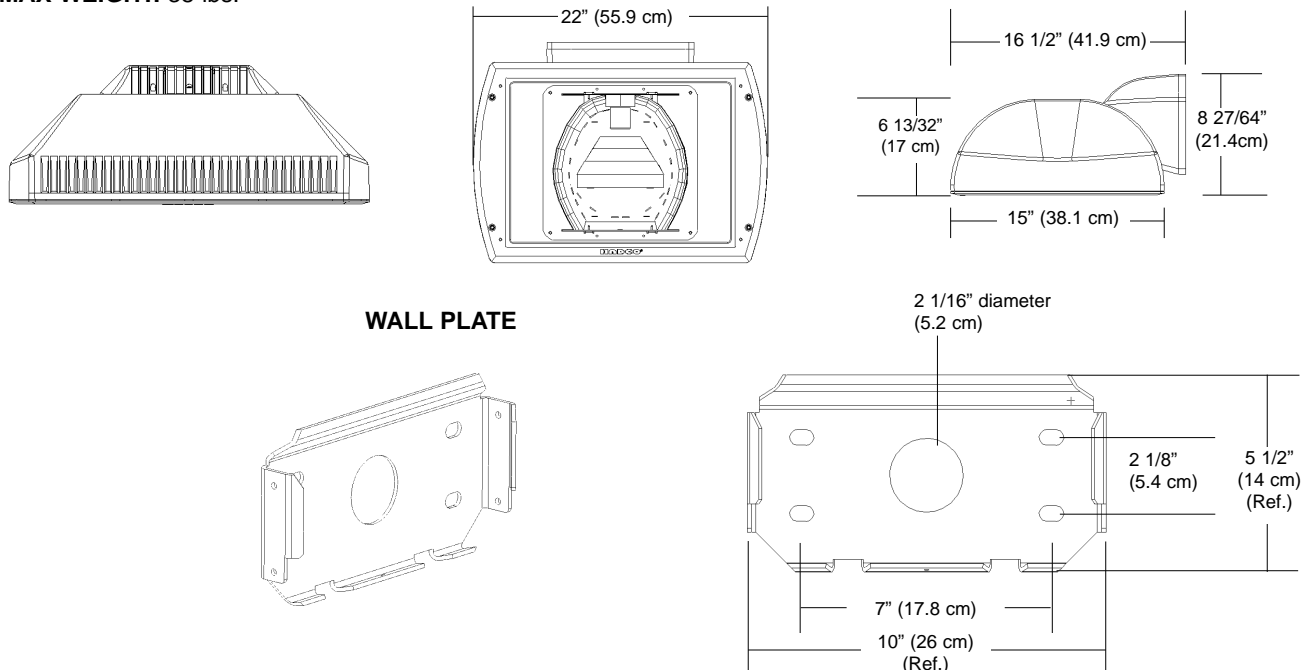
PW2-HSS: The Internal House-Side Shield, composed of a stamped aluminum shield with louvers allowing street-side light transmission while reducing house-side spill light. (Not available with optics (F) Forward Throw or (G) Grazing.)

PW2-GS: The glare shield provides light cut-off, when fixture is tilted away from the building.



DIMENSIONS & MOUNTING DETAILS

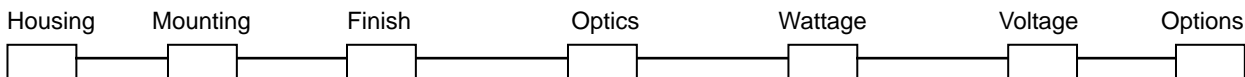
MAX WEIGHT: 38 lbs.



WALL PLATE

ORDERING LOGIC

Housing	Mounting	Finish	Optics	Wattage	Voltage	Options
PW2	U	B	3	175H	G	N
PW2	D Down U Up	A Black B White H Bronze X Silver	2 Type II 3 Type III F Forward Throw G Grazing	070S 70W HPS 100S 100W HPS 150S 150W HPS 050H 50W MH 070H 70W MH 100H 100W MH 150H 150W MH 175H 175W MH	E 120V F 208V G 240V H 277V K 347V	B Button Eye F Fusing Q Quartz Restrike N None



PROJECT NOTES

APPROVAL

