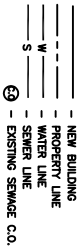
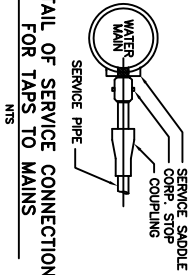
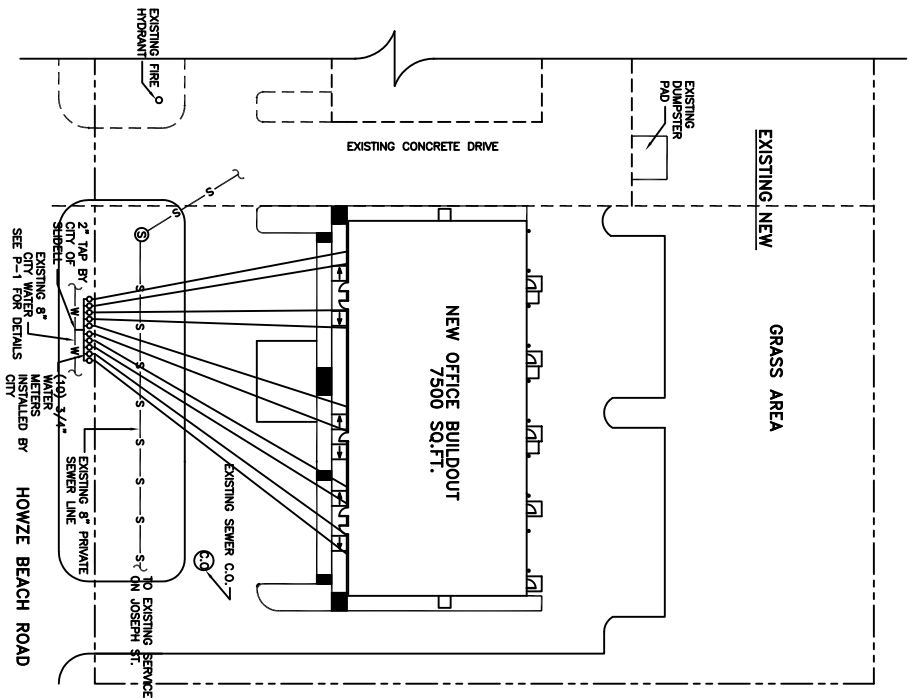


**DETAIL OF SERVICE CONNECTION  
FOR TAPS TO MAINS**



**SEWER AND WATER PLAN**  
SCALE: 1"=20'

**LEGEND:**



REVISION: 01-18-06

SHEET 4

C-3

DATE: 06-17-05

JOB NO. 1689

FILE:

SCALE: AS NOTED

NEW OFFICE BUILDING

**DAMMON ENGINEERING, INC.**  
1095 FLORIDA AVENUE 985-649-5832 SLIDELL, LA. 70468  
DAMMONENGINEERING.COM

**SEWER AND WATER PLAN**  
REINE CONSTRUCTION CORP.  
HOWZE BEACH ROAD  
SLIDELL, LOUISIANA