

LIGHT FIXTURE
N.T.S.

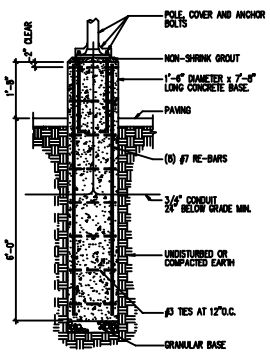

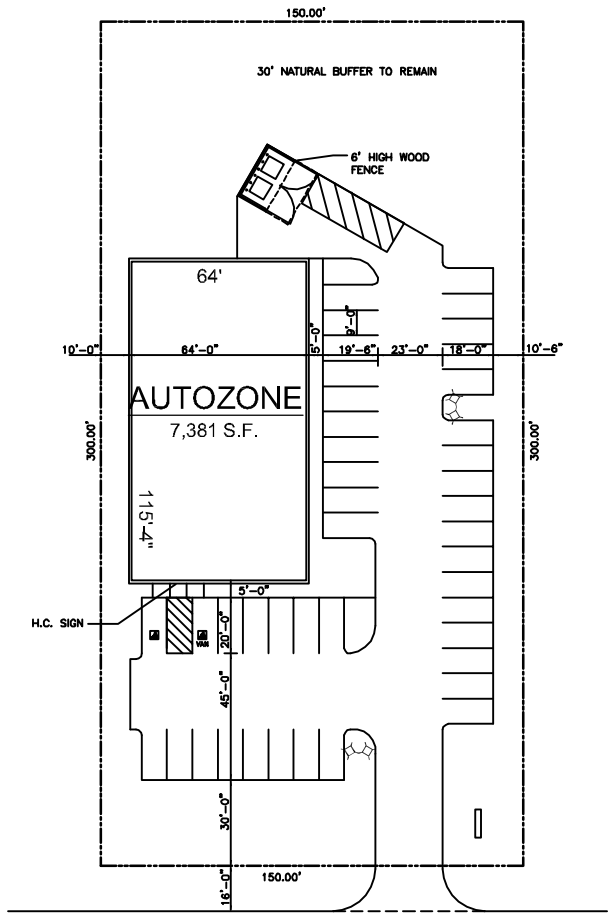

E. GAUSE BOULEVARD

SITE PLAN
SCALE: 1"=20'-0"

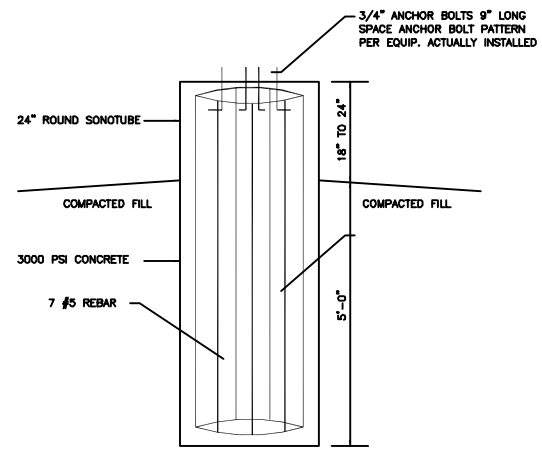

LIGHT POLE FOUNDATION
N.T.S.

LEGEND

– DOUBLE LUMINAIRE

NOTE: EXTERIOR LIGHTING SHALL BE SHADED OR INWARDLY DIRECTED IN SUCH A MANNER SO THAT NO DIRECT LIGHTING OR GLARE IS CAST BEYOND THE PROPERTY LINE. THE INTENSITY OF SUCH LIGHTING SHALL NOT EXCEED ONE FOOT CANDLE AS MEASURED AT THE ABUTTING PROPERTY LINE.

LIGHTING PLAN

AUTO ZONE
GAUSE BLVD.
SLIDELL, LOUISIANA

AUTO ZONE

DAMMON ENGINEERING, INC.
1095 FLORIDA AVENUE 985-649-5832 SLIDELL, LA. 70458
DAMMONENGINEERING.COM

SCALE: 1"=20'
FILE:
JOB NO.1749
DATE:02-15-06
SHEET
C-5
OF



LIGHT FIXTURE
N.T.S.

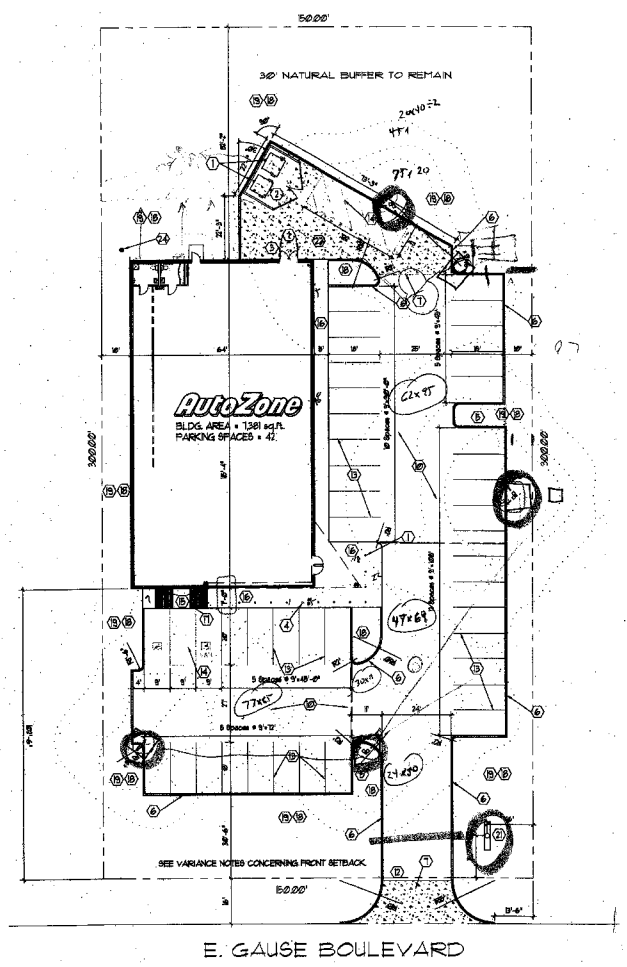

E. GAUSE BOULEVARD

SITE PLAN
SCALE: 1"=20'-0"

KEYNOTES

BUILDING & PAVING

1. Pipe guard - see details 16 / C6
2. Dumpster layout - see details 8,9,10, & 11/ C6
3. Service Door Plan - see detail 15/ C6
4. Bollard Plan - see detail 14/ C6
5. Concrete light pole base - see detail 13/ C6 Alt light fixture in direction as indicated.
6. Curb & gutter @ concrete paving - see detail 1 / C6
7. Heavey duty concrete see detail sheet C6
8. Not Used
9. Not Used
10. Concrete paving - see dtl. 4/ C6. Expansion and Control joints - see dtls. 21 & 22/ C6. Maximum spacing for control joints is 15' O.C. each way.
11. Not Used
12. Nes curb cut and approach per city/state requirements
13. 4" wide parking stripe painted yellow (typ.)
14. 4" wide diagonal stripes painted yellow at 2 ft. O.C.
15. Handicap parking sign - see detail 12/ C6 G.C. to provide one Van Accessible sign.
16. Concrete sidewalk - see detail 18 & 20/ C6 for sidewalks around building
17. Concrete handicap ramp - MAXIMUM SLOPE 1:12 (8.33%) MAXIMUM CROSS SLOPE 1:50 (2.00%) Paint accessible ramp with a contrasting color (yellow).
18. New landscape area - Provide 3" topsoil. See sheet C4 for additional information
19. Slope grade from back of curb down to match the existing grade at the property line
20. NOT USED
21. Street sign - 4"x 11"x 24" hgt. See sheet C-6
22. Loading Area: slope at max. 2-1/2% away from building.
23. Not used.
24. Yard Hydrant please see Mechanical sheet.

GENERAL NOTES

1. Proof roll building and all parking areas. Notify the Architect of any unacceptable areas.
2. Edge of nes pavement to be flush with existing pavement.
3. All sidewalk curb and gutter street paving, curb cuts, driveway approaches, handicap ramp, etc. constructed outside the property line in the right-of-way shall conform to all municipal and/or state specifications and requirements.
4. For areas outside the property lines, repair and/or replace all damage done to existing elements (sidewalks, paving, landscaping, etc.) as required by owner and/or governing authority.
5. For proposed utility locations, see the utility plan.

VARIANCE NOTES

1. Variance granted allowing a 30' front parking setback. Front parking setback requirements are 50' per code.

30'
18
27
20
7
102

NOTE: EXTERIOR LIGHTING SHALL BE SHADED OR INWARDLY DIRECTED IN SUCH A MANNER SO THAT NO DIRECT LIGHTING OR GLARE IS CAST BEYOND THE PROPERTY LINE. THE INTENSITY OF SUCH LIGHTING SHALL NOT EXCEED ONE FOOT CANDLE AS MEASURED AT THE ABUTTING PROPERTY LINE.

SITE & LIGHTING PLAN

AUTO ZONE
GAUSE BLVD.
SLIDELL, LOUISIANA

AUTO ZONE

DAMMON ENGINEERING, INC.
1095 FLORIDA AVENUE 985-649-5832 SLIDELL, LA. 70458
DAMMONENGINEERING.COM

SCALE: 1"=20'
FILE:
JOB NO.1749
DATE:02-15-06
SHEET
C-5
OF