

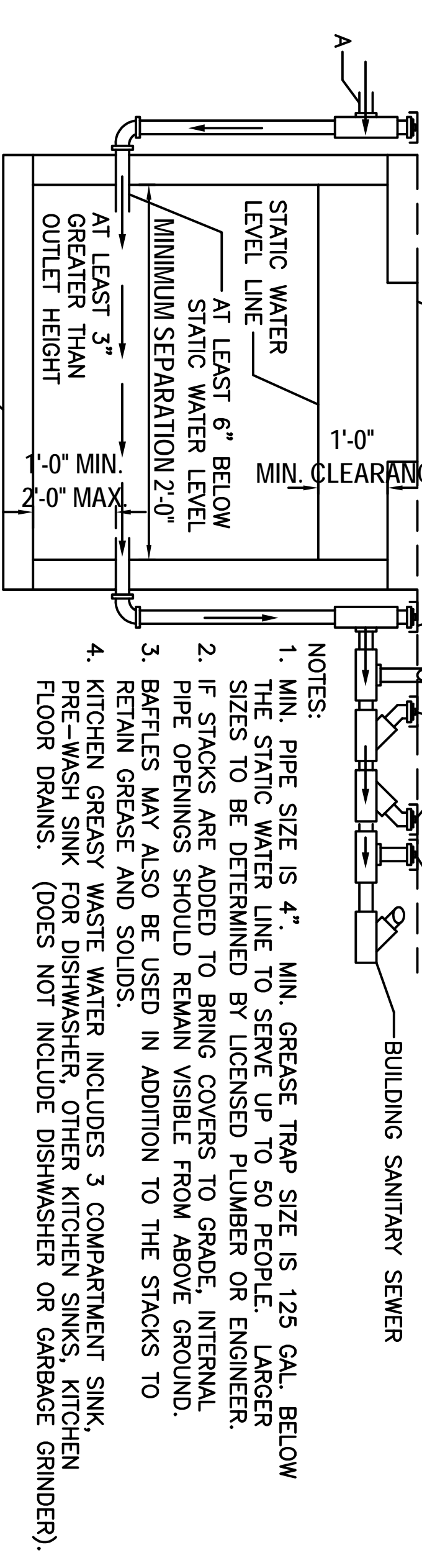
## PLUMBING RISER DIAGRAM

N.T.S.

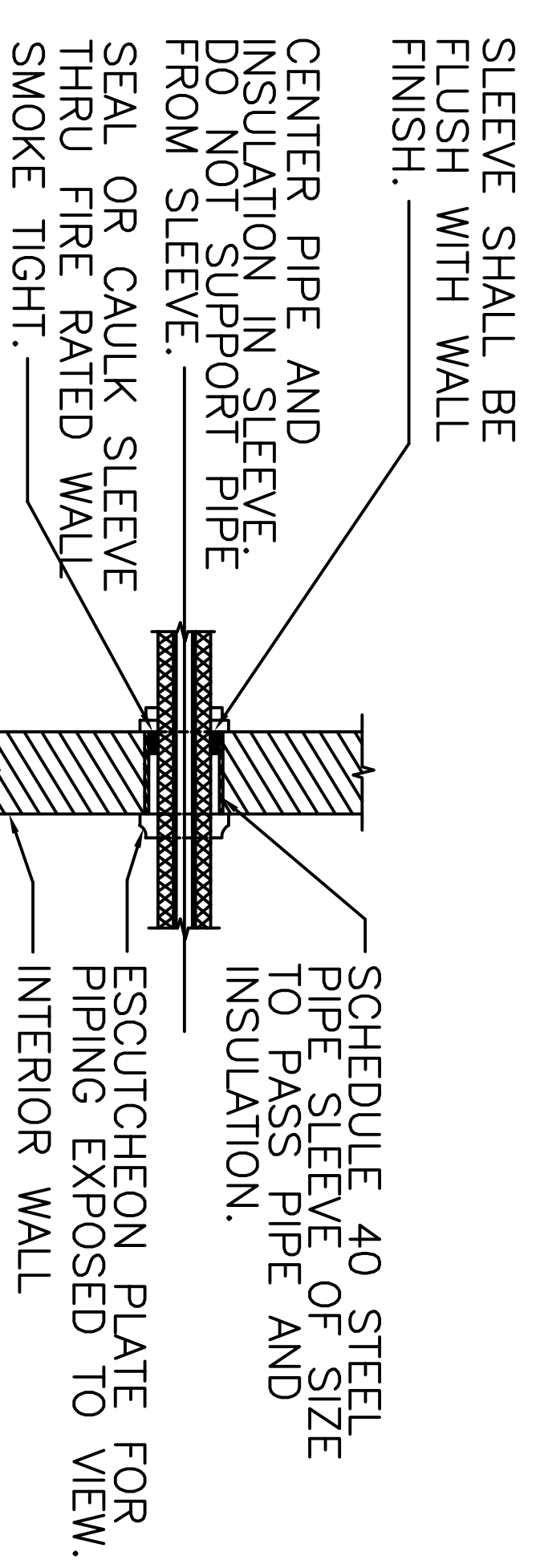
### PLUMBING NOTES

1. PROVIDE ALL LABOR, MATERIAL AND EQUIPMENT FOR A COMPLETE OPERATING SYSTEM. THE SYSTEM SHALL INCLUDE HOT AND COLD WATER PIPING, SEWER AND VENT PIPING, INSULATION, WATER HEATER, HANGERS, VALVES, AND ALL SUPPORTS WITHOUT ANY RESTRICTIONS TO VOLUME. CUT AND PATCH AS REQUIRED TO INSTALL PIPES.
2. ALL WORK AND MATERIAL TO COMPLY STRICTLY TO THE LATEST LOCAL CITY, PARISH, STATE, AND NATIONAL GOVERNING CODES.
3. CONTRACTOR IS TO FIELD VERIFY ALL EXISTING UTILITY LOCATIONS, ELEVATIONS, AND SIZES PRIOR TO COMMENCING ANY WORK. CONTRACTOR SHALL PAY NECESSARY FEES FOR THE UTILITIES CONNECTIONS.
4. CONTRACTOR TO BE RESPONSIBLE TO VERIFY ANY EXISTING INVERTS AND SET NEW INVERTS OF SEWAGE AND DRAINAGE PIPES.
5. SEWAGE LINES 3" AND SMALLER SHALL BE SLOPED  $\frac{1}{4}$ " PER FOOT AND LINES 4" AND LARGER SHALL BE  $\frac{1}{8}$ " PER FOOT.
6. TEST ALL PIPING AT REQUIRED PRESSURE.
7. ALL PLUMBING SHALL BE CLOSELY COORDINATED WITH STRUCTURAL, MECHANICAL, AND ELECTRICAL SYSTEMS TO INSURE NO TRADES WILL CONFLICT WITH EACH OTHER.
8. DO NOT SCALE DRAWINGS: SEE DIMENSIONS ON ARCHITECTURAL DRAWINGS FOR EXACT LOCATIONS OF DOORS, WINDOWS, WALLS, FIXTURES, ETC.
9. ALL WATER MAINS AND PIPING NOT SHOWN FOR CLARITY, ALL LOCATIONS FIELD VERIFIED.
10. DOMESTIC HOT AND COLD WATER PIPING AND FITTINGS UNDER SLAB SHALL BE ASTM 888 COPPER WATER TUBE, TYPE "L" HARD DRAWN WITH COPPER PRESSURE TYPE FITTINGS, ANSI B16.22. THE JOINTS SHALL BE SOLDERED TYPE USING ASTM 832 ALLOY GRADE 95A (95-5) SOLDER.
11. SOIL, WASTE VENT PIPING AND FITTINGS ABOVE THE SLAB SHALL BE SERVICE WEIGHT CAST IRON PIPE WITH BELL AND SPIGOT ENDS AND ONE PIECE NEOPRENE INSERT TYPE GASKET. USE PVC SCHEDULE 40 OR ABS DWV PIPES AND FITTINGS WHERE ALLOWED BY CODE.
12. ALL WATER PIPING AND FITTINGS ABOVE THE FINISHED FLOOR SHALL BE INSULATED WITH  $\frac{1}{2}$ " THICK FIBERGLASS INSULATION & JACKET.
13. ALL ELECTRICAL, MECHANICAL, AND PLUMBING PENETRATING FIRE WALLS SHALL BE FIRE CAULKED. (PENETRATIONS THROUGH RATED CONSTRUCTION SHALL BE SEALED WITH A MATERIAL CAPABLE OF PREVENTING THE PASSAGE OF FLAMES AND HOT GASES WHEN TESTED IN ACCORDANCE WITH ASTM-E814.)

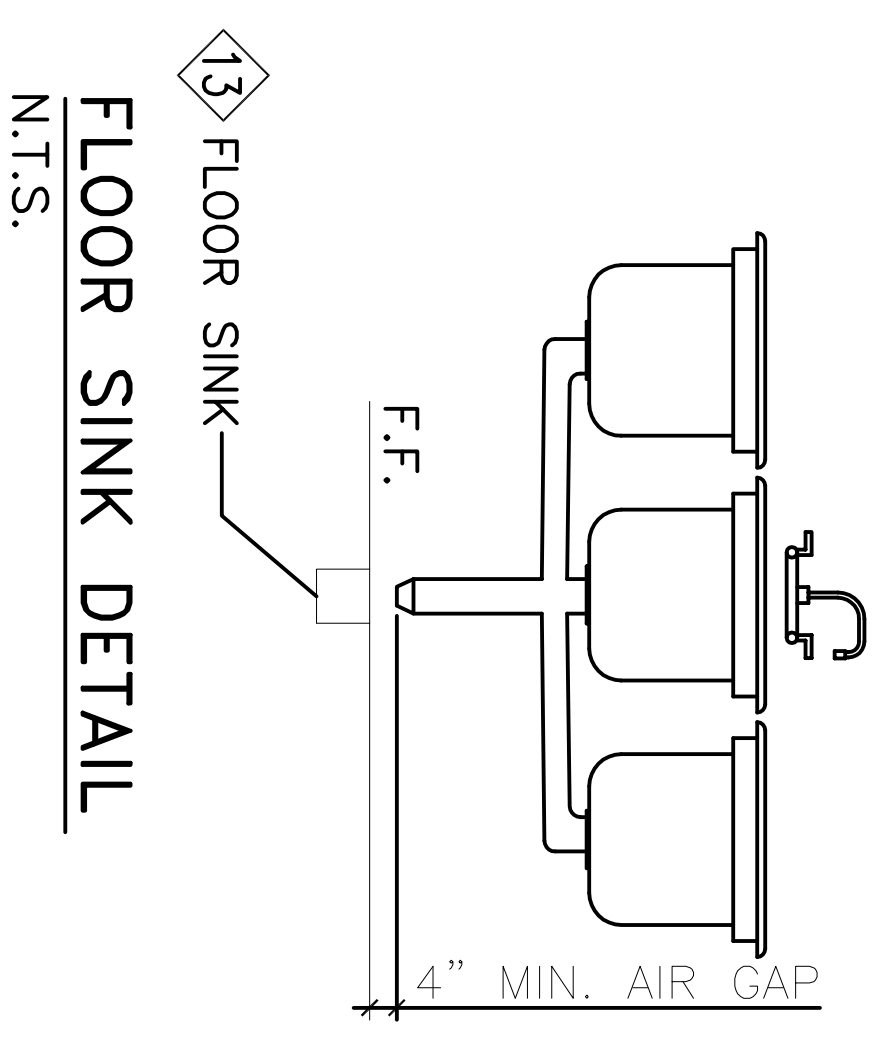
THE INTO SEWER SYSTEM FIELD VERIFY LOCATION



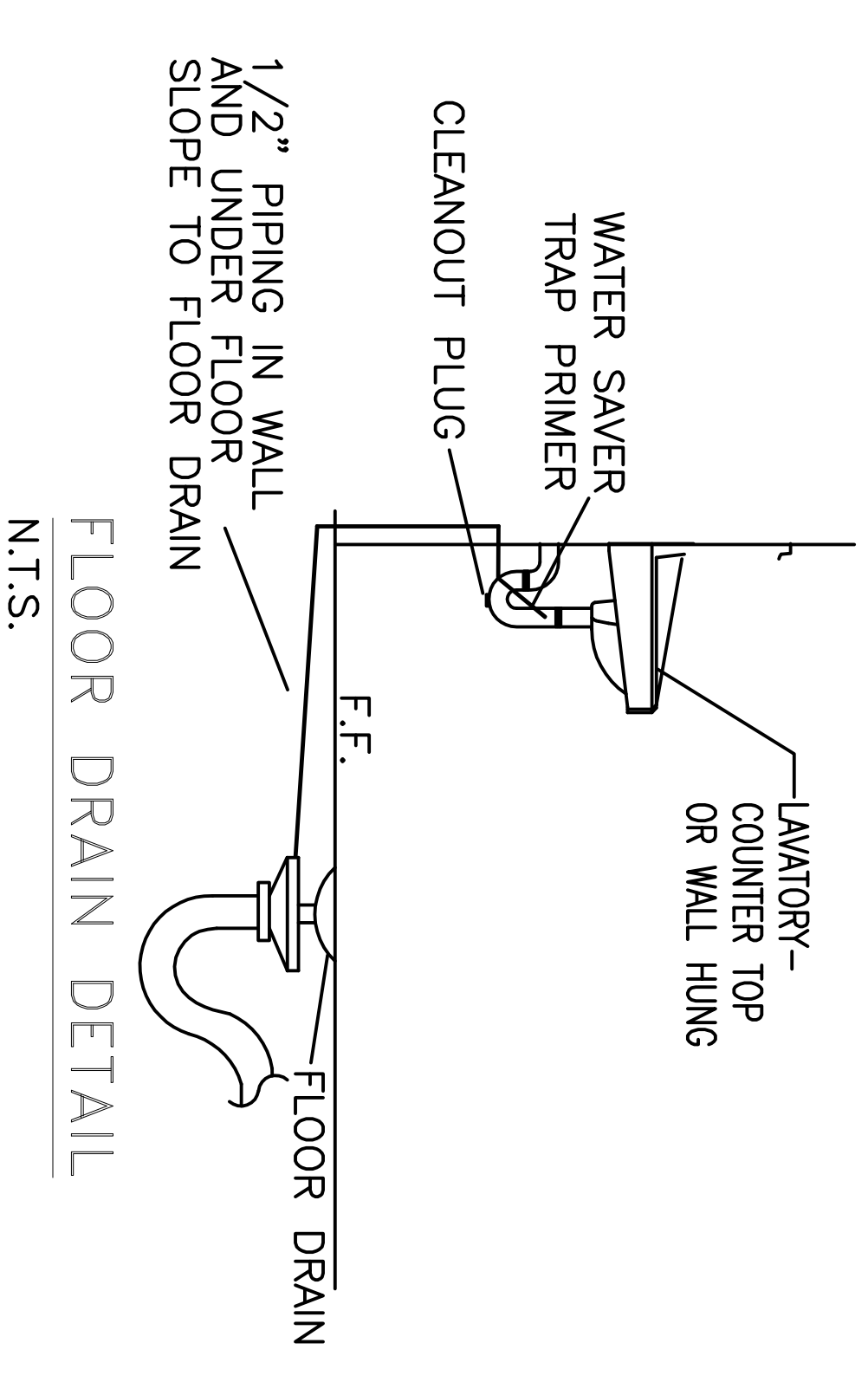
TYPICAL GREASE TRAP WITH ONE MANHOLE COVER AND EXTERNAL ACCESS COVERS  
N.T.S.



TYPICAL INTERIOR WALL SLEEVE DETAIL  
N.T.S.



FLOOR SINK DETAIL  
N.T.S.



FLOOR DRAIN DETAIL  
N.T.S.