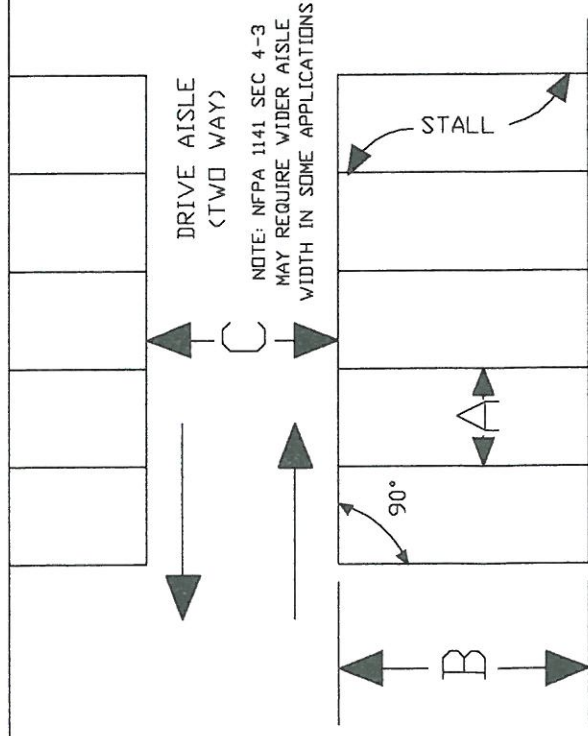


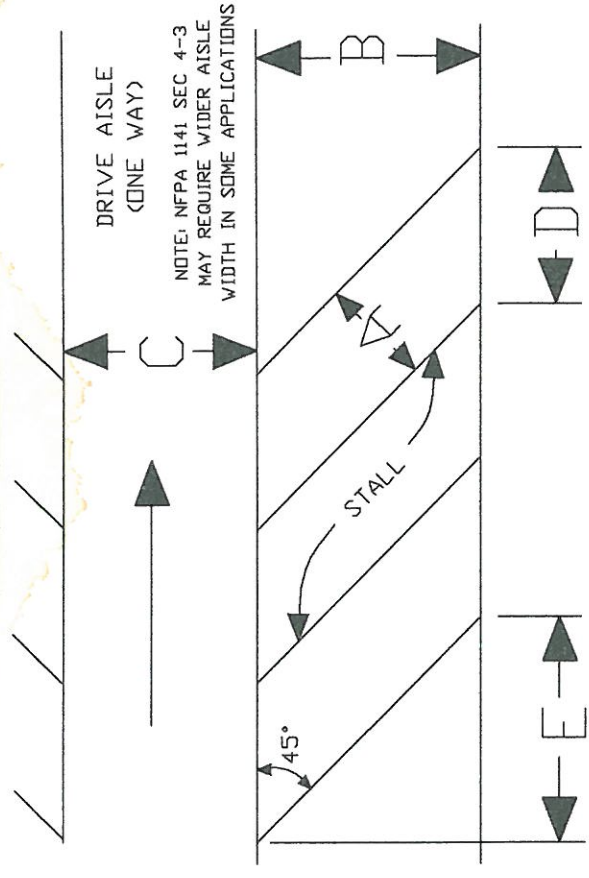
"A" "B" "C"

PARALLEL PARKING	STALL WIDTH	STALL LENGTH	MIN. AISLE WIDTH
*(COMPACT)	*8'-0"	20.0	10.0
	8'-6"	23.0	12.0
	9'-0"	23.0	12.0
	9'-6"	23.0	12.0
	10'-0"	23.0	12.0



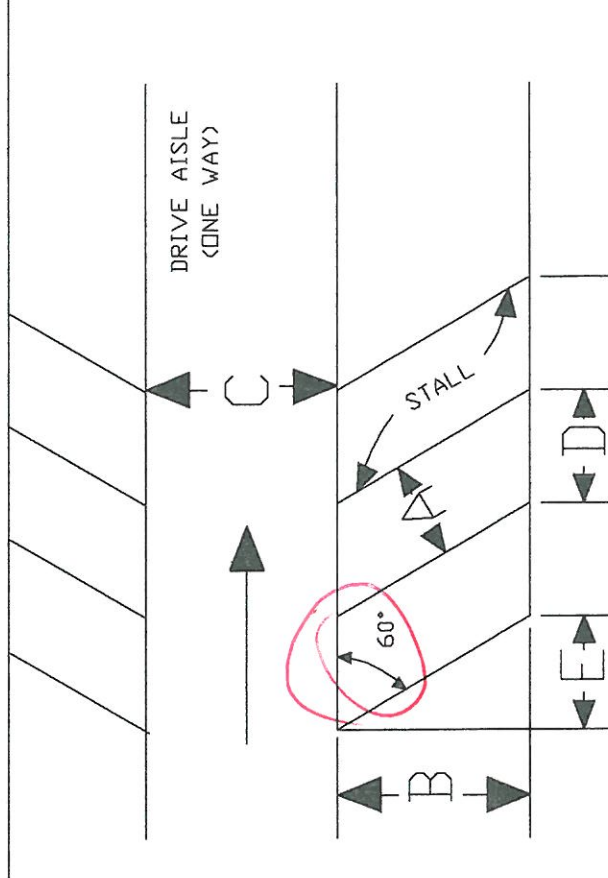
"A" "B" "C"

PARKING ANGLE	STALL WIDTH	AISLE TO END OF STALL	MIN. AISLE WIDTH
90°	*8'-0"	15.0	22.0
*(COMPACT)	8'-6"	19.0	25.0
	9'-0"	18.0	24.0
	9'-6"	18.0	24.0
	10'-0"	18.0	24.0



"A" "B" "C" "D" "E"

PARKING ANGLE	STALL WIDTH	AISLE TO END OF STALL	MIN. AISLE WIDTH	STALL WIDTH ON SKEW
45°	*8'-0"	16.3	13.5	11.6
*(COMPACT)	8'-6"	19.4	13.5	12.0
	9'-0"	19.8	13.0	12.7
	9'-6"	20.1	13.0	13.4
	10'-0"	20.5	13.0	14.1



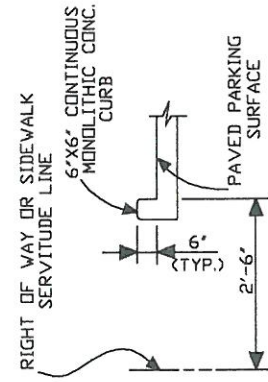
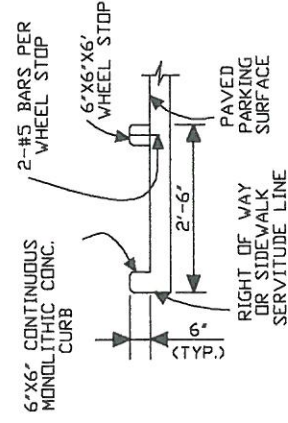
"A" "B" "C" "D" "E"

PARKING ANGLE	STALL WIDTH	AISLE TO END OF STALL	MIN. AISLE WIDTH	STALL WIDTH ON SKEW
60°	*8'-0"	17.0	18.5	9.4
*(COMPACT)	8'-6"	20.7	18.5	9.8
	9'-0"	21.0	18.0	10.4
	9'-6"	21.2	18.0	11.0
	10'-0"	21.5	18.0	11.5

*APPLIES ONLY TO COMPACT PARKING SPACES. SEE COMPREHENSIVE ZONING ORDINANCE.

WHEN THE END OF PARKING STALL ABUTS THE RIGHT OF WAY LINE, OR SIDEWALK SERVITUDE LINE, USE DETAIL "A" OR "B".

DETAIL "A" OR "B" WILL ALSO APPLY IN CASES WHEN PARKING STALL DOES NOT ABUT THE RIGHT OF WAY LINE OR SIDEWALK SERVITUDE LINE, BUT IS WITHIN 10 FEET OF SAID LINE.



PARKING STALLS MUST BE STRIPED WITH A FOUR (4) INCH CONTRASTING STRIPE (YELLOW ON CONCRETE AND YELLOW OR WHITE ON ASPHALT PARKING LOT).

COMMERCIAL PLAN
OF DETAIL NO. 3

JEFFERSON PARISH
DEPARTMENT OF ENGINEERING

TYPICAL SPACE REQUIREMENTS FOR SELF-PARKING AT VARIOUS ANGLES			
DATE	REVISED	BY	DATE
T.V.C.	8-12-93	L.V.H.	6-6-00
L.V.H.	10-1-98	H.J.V.	06/23/05
L.V.H.	2-5-98	H.J.V.	02/11/05
APP. NO.	FILE NO.	DATE	SCALE
AUTOCAD-LT. (HARDLID)	ENV-09	DETAIL-3.DWG (DETAIL-3)	N.T.S.