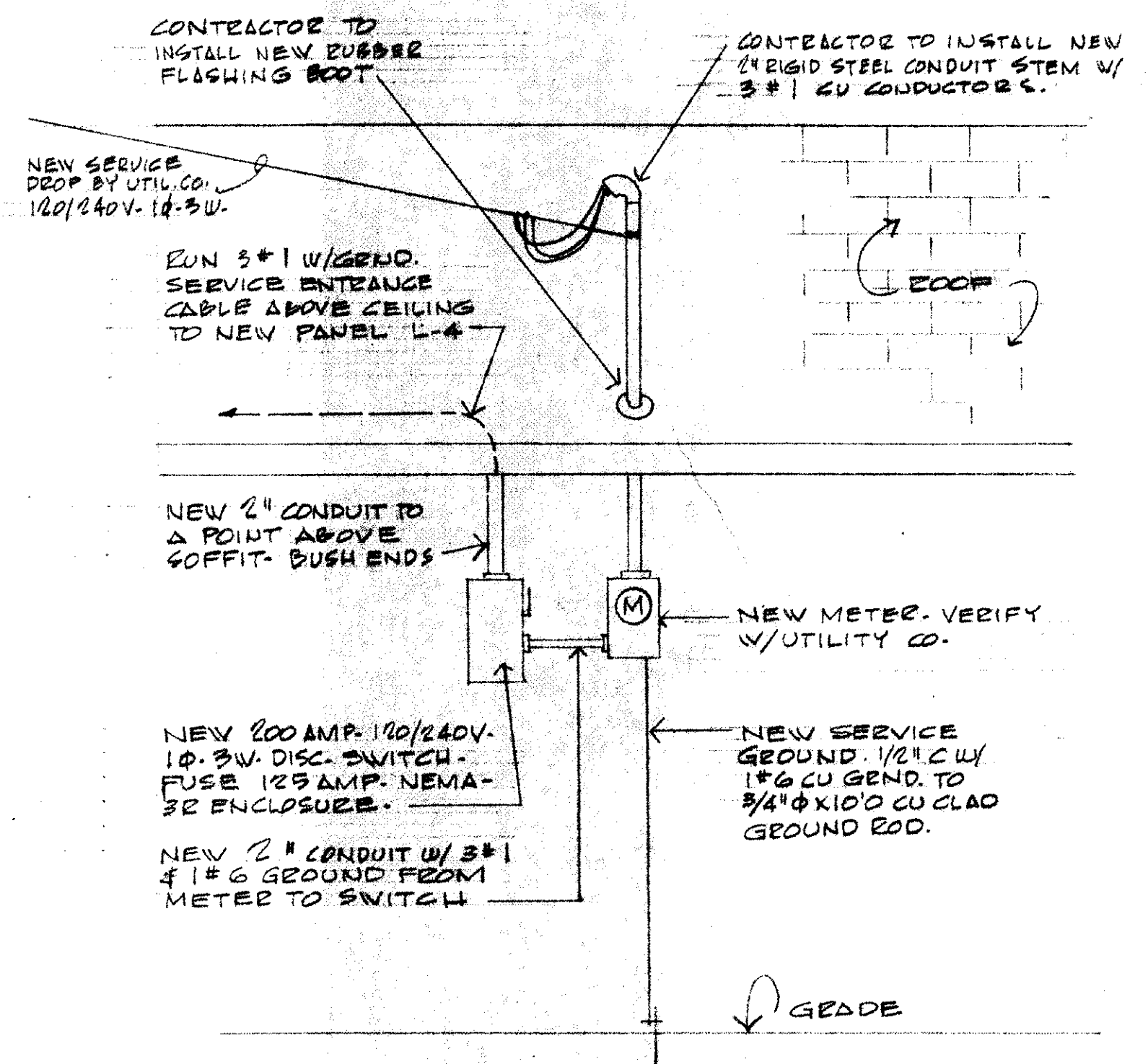
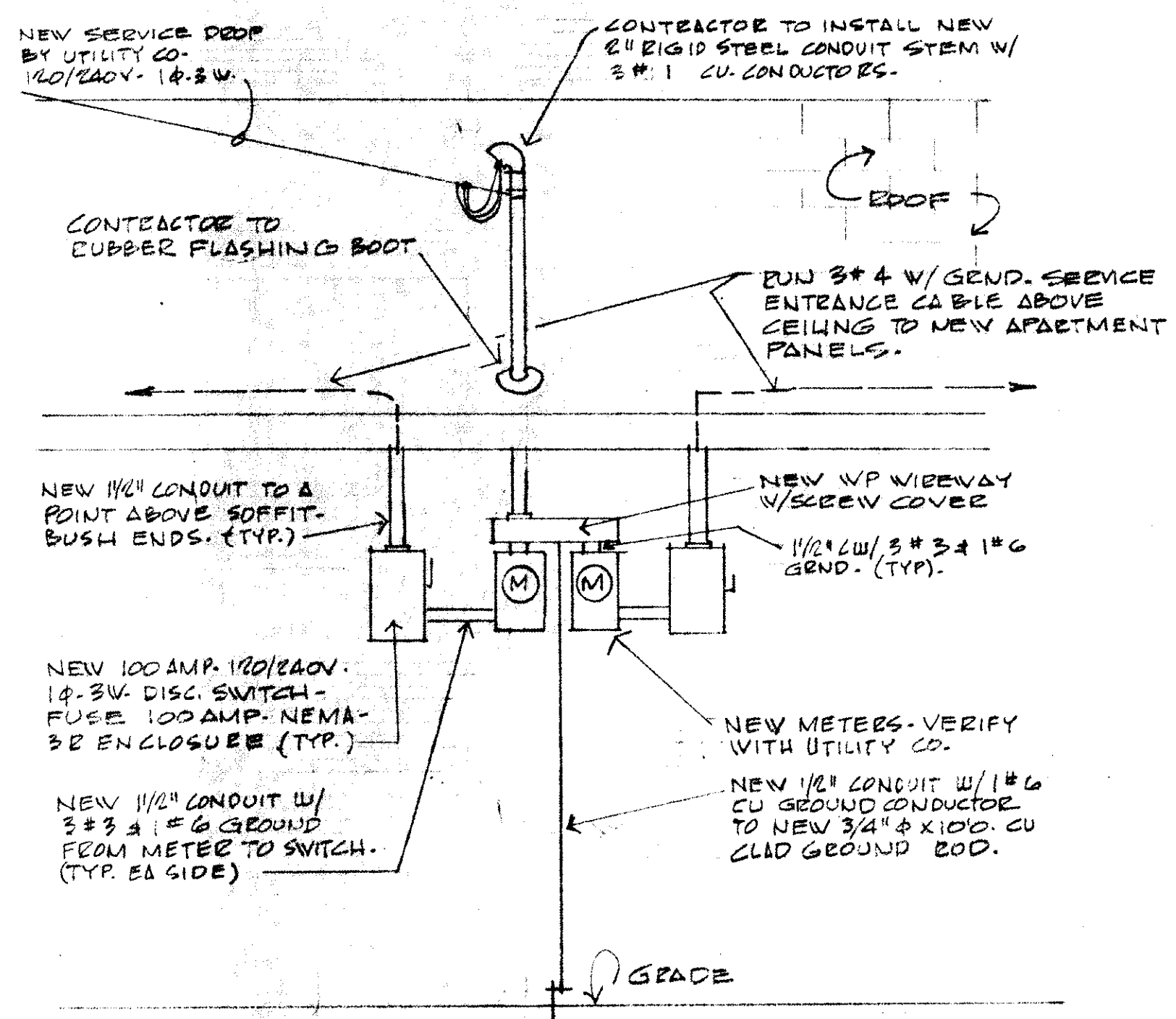


LIGHTING FIXTURE SCHEDULE										
FIXTURE	TYPE	SIZE	MOUNTING	LAMP S			REMARKS	NOTES	MANUFACTURER AND CATALOG NUMBER	ADDITIONAL APPROVED MANUFACTURER
				NUMBER	WATTAGE	COLOR				
F1	F	24X48	REC CLG	4	34	TL	LAV. IN TROOPER ACETIC LENS. BRIT. W/ISSD		DAY-BRITE # CG244-CO2D-120	METALUX KEYSTONE
F2	F	24X48	REC CLG	4	34	TL	LAV. IN TROOPER ACETIC LENS		DAY-BRITE # CG244-CO2D-120	METALUX KEYSTONE
F3	F	24X48	REC CLG	2	34	TL	SMALL AC ELECT. & LAMP		DAY-BRITE # CG244-CO2D-120	METALUX KEYSTONE
F4	F	24X48	REC CLG	2	34	TL	FLUOR. STRIP W/ LAMP GUARD		DAYBRITE C240	METALUX KEYSTONE
F5	F	24X48	REC CLG	2	34	TL	FLUOR. STRIP W/ LAMP GUARD		DAYBRITE C240-8	METALUX KEYSTONE
F6	F	24X48	REC CLG	2	34	TL	FLUOR. STRIP W/ LAMP GUARD		DAY-BRITE # 1X42-DL2A	METALUX KEYSTONE
F7	F	24X48	REC CLG	2	34	TL	FLUOR. STRIP W/ LAMP GUARD		DAY-BRITE # 25242	METALUX KEYSTONE
F8	INC	18 SURF	CLG	2	60	A19	EMER. LIGHT W/ BATTERY PACK		DIAL-LITE # F8WRW	LIGHTALARM SURE-LIGHT
F9	INC	18 SURF	CLG	2	60	A19	EMER. LIGHT W/ BATTERY PACK		DIAL-LITE # E2-21	LIGHTALARM SURE-LIGHT
F10	INC	18 SURF	CLG	1	75	A	EMER. LIGHT W/ BATTERY PACK		PROGRESS P-5791-60	V.F. HARRIS FAIL SAFE
F11	INC	18 SURF	CLG	1	100	AH	EMER. LIGHT W/ BATTERY PACK		PROGRESS P-5691-60	V.F. HARRIS FAIL SAFE
F12	F	24X48	REC CLG	4	34	TL	LAV. IN TROOPER ACETIC LENS. BRIT. W/ISSD		DAY-BRITE # CG244-CO2D-120	METALUX KEYSTONE
F13	F	24X48	REC CLG	2	34	TL	LAV. IN TROOPER ACETIC LENS. BRIT. W/ISSD		DAY-BRITE # CG244-CO2D-120	METALUX KEYSTONE
F14	INC	18 SURF	CLG	2	60	A19	SURFACE MTD. SHELL		PROGRESS 4901	AMERICAN LANTERN KAROL CHAMPION
F15	INC	10" DIA.	SURF	2	60	A19	SURFACE MTD. ENCLOSED FIXT.		PROGRESS P-3520-30	AMERICAN LANTERN KAROL CHAMPION
F16	INC	10" DIA.	SURF	1	100	A21	HEAT / VENTY. LT.		FURNISHED BY MECHANICAL	
F17	INC	10" DIA.	SURF	1	60	A19	SURFACE MTD. ENCLOSED FIXT.		PROGRESS P-3516-30	AMERICAN LANTERN KAROL CHAMPION
F18	INC	10" DIA.	SURF	2	60	A19	SURFACE MTD. ENCLOSED FIXT.		PROGRESS P-3065	AMERICAN LANTERN KAROL CHAMPION
F19	INC	10" DIA.	SURF	1	100	A19	HEAT / VENTY. LT. IN SOFFIT		PROGRESS P-1175 & P-6623	HALO SAFE
F20	INC	10" DIA.	SURF	2	60	A19	SURFACE MTD. SHELL		PROGRESS P-4672	AMERICAN LANTERN KAROL CHAMPION
F21	F	24X48	REC CLG	2	20	TL	SURF. MTD. BRIT. OVER BINK		PROGRESS C-130	METALUX KEYSTONE
F22	F	24X48	REC CLG	4	34	TL	LAV. IN TROOPER ACETIC LENS. BRIT. W/ISSD		DAYBRITE VA244/120V	METALUX KEYSTONE
F23	F	24X48	REC CLG	2	34	TL	LAV. IN TROOPER ACETIC LENS. BRIT. W/ISSD		DAYBRITE VA142/120V	METALUX KEYSTONE
F24	F	24X48	REC CLG	2	34	TL	LAV. IN TROOPER ACETIC LENS. BRIT. W/ISSD		DAYBRITE 49242-4	METALUX KEYSTONE

NOTE:
1. PHOTO CONTROLLED. SUITABLE FOR DAMP LOCATIONS



DETAIL NO. 1. SERVICE ENTRY. BUILDING 49-50 NTS.




DETAIL NO. 2. SERVICE ENTRY BUILDINGS 29-30 & 67-68 NTS.

SYMBOL SCHEDULE

- FLUORESCENT FIXTURE - SEE SCHEDULE.
- CEILING MOUNTED FIXTURE - SEE SCHEDULE.
- ⊕ WALL MOUNTED BRACKET TYPE FIXTURE - SEE SCHEDULE.
- ⊔ EMERGENCY LIGHTING FIXTURE - SEE SCHEDULE.
- ⊗ EXIT LIGHT - SEE SCHEDULE.
- ⊕ SINGLE POLE TOGGLE SWITCH
- ⊕₃ THREE WAY TOGGLE SWITCH
- ⊕₄ HEAT VENT/LT. SWITCH FURNISHED BY MECHANICAL INSTALLED BY ELECTRICAL
- ⊕ DUPLEX RECEPTACLE, 125 VOLT, 15 AMP, 3 WIRE GROUNDING TYPE MOUNTED AT 18" AFF, UNLESS NOTED OTHERWISE
- ⊕₃₀ SPECIAL PURPOSE OUTLET, 30 DENOTES AMPS, /2 POLES
- FLOOR OUTLET.
- ⊕ JUNCTION BOX, MOUNTED ABOVE CEILING
- ⊕ JUNCTION BOX, WALL MOUNTED
- ⊕ TELEPHONE OUTLET, PROVIDE BOX WITH STRING ABOVE CEILING.
- ⊕ EXHAUST FAN
- PANELBOARD - SEE SCHEDULE.
- ⊕₆₀/₄₀ DISCONNECT SWITCH, FUSIBLE, 60/ DENOTES SIZE OF SWITCH, /40 DENOTES SIZE OF FUSE, (2) DENOTES NO. OF POLES.
- GFI DENOTES "GROUND FAULT INTERRUPTER."
- ELECTRICAL RACEWAY, RUN CONCEALED IN WALL OR CEILING
- ELECTRICAL RACEWAY, RUN IN SLAB OR UNDERGROUND
- ELECTRICAL RACEWAY, RUN EXPOSED
- /// ELECTRICAL HOMERUN TO PANEL, /// INDICATES NO. OF CONDUCTORS WHEN MORE THAN TWO ARE REQUIRED
- ⊕ SMOKE DETECTOR - 120 VOLT, UNSWITCHED (APARTMENTS ONLY)
- ⊕ HEATER - PROVIDE 120 VOLTS UNSWITCHED
- OC DENOTES MOUNTED ABOVE COUNTER, MIN. OF 6"
- WP WEATHER PROOF
- TV CABLE TV (PROVIDED BY OTHERS)
- 5 METER CENTER SHOWING METERS REQ'D. ALL BREAKERS RATED 100 AMP., 2 POLE.
- FIRE PARTITION
- SEM EMERGENCY CALL SWITCH
- ⊕ HORN / STROBE LIGHT APPROX 7'-6" ABOVE GRADE (HANDICAPPED UNIT)
- ⊕ SMOKE DETECTOR - CEILING MOUNTED.
- ⊕ HEAT DETECTOR - CEILING MOUNTED.
- ⊕ FIRE ALARM - FULL STATION.
- ⊕ SIREN/STROBE LIGHT UNIT - MTD. APPROX. 11'0" ABOVE GRADE (OLM BLDG.)
- ⊕ MAGNETIC DOOR SWITCH - MOUNT IN DOOR FRAME.
- ⊕ INTRUSION DETECTOR - PASSIVE INFRARED.
- ⊕ KP SECURITY SYSTEM TOUCH KEY PAD.
- ⊕ INTRUSION ALARM CONTROL PANEL.

FAUNTLEROY & LATHAM ARCHITECTS
 316 NORTH LEE LANE
 COVINGTON, LA. 70433
 SAM FAUNTLEROY AIA
 KENNETH LATHAM AIA
 NCARB



PLANS FOR MODERNIZATION WORK FOR THE HOUSING AUTHORITY OF THE CITY OF SLIDELL, LOUISIANA. SITE LA-103-3

Dwn.	Chk.
W.S.	W.S.
Date	Rev.
8-28-38	12-28-38
Sh.	of 5

CONTRACTOR SHALL BE RESPONSIBLE FOR VERIFYING ALL EXISTING CONDITIONS AND DIMENSIONS BEFORE COMMENCING WORK AND SHALL REPORT ANY DISCREPANCIES TO ARCHITECT.