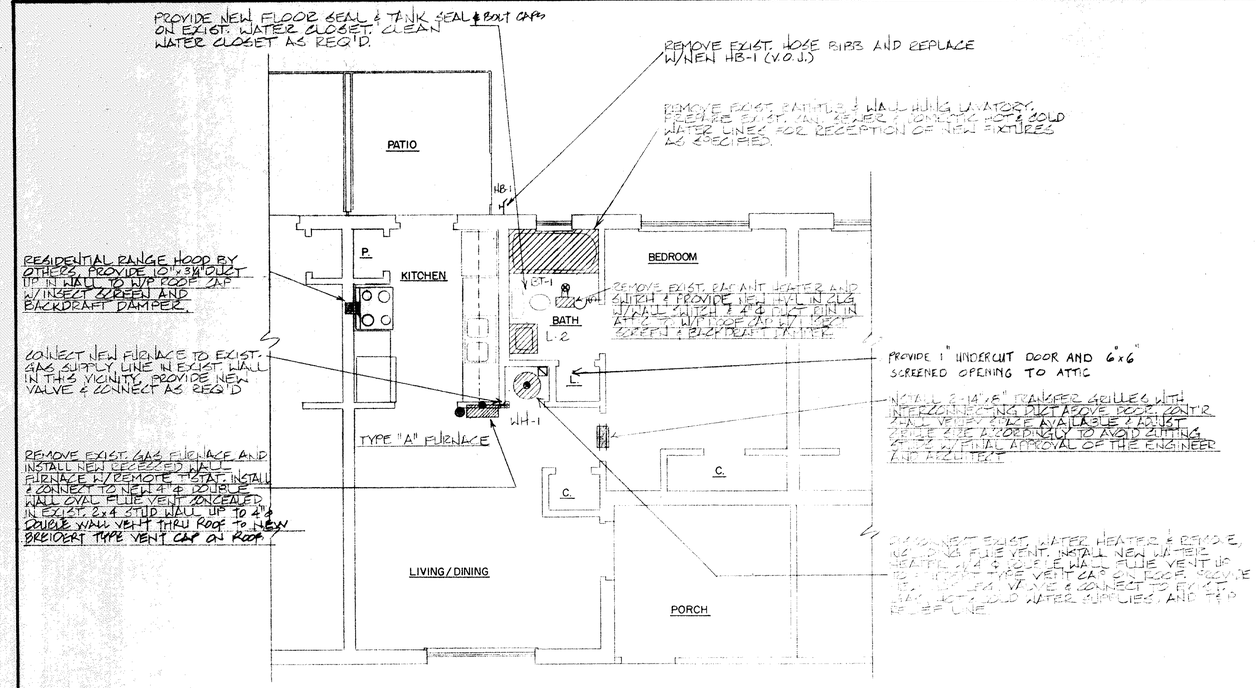

ONE BEDROOM MECHANICAL PLAN

¼

REFER TO ARCHITECTURAL DRAWINGS FOR ALL DIMENSIONS

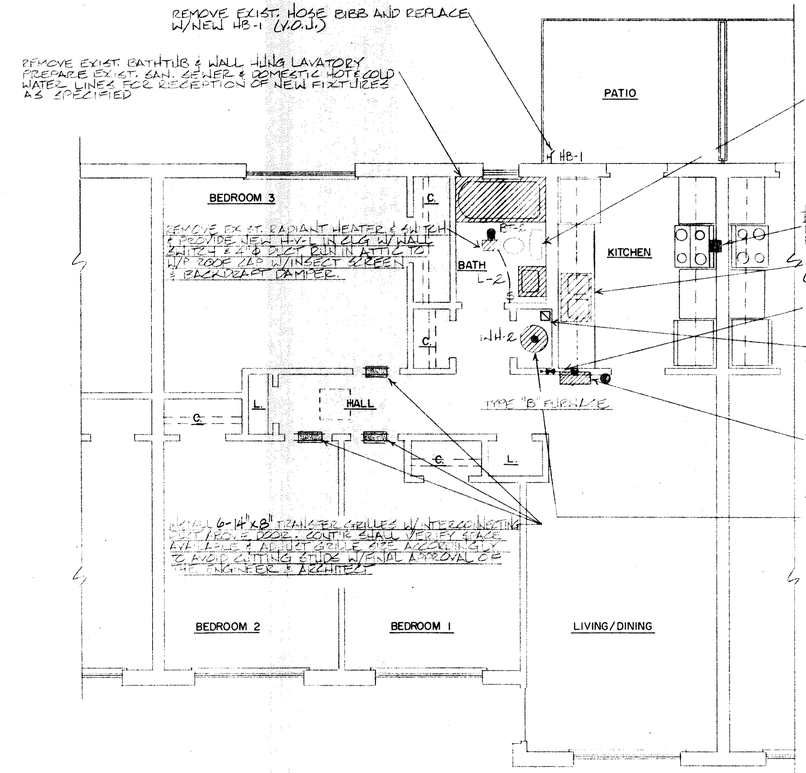

THREE BEDROOM MECHANICAL PLAN

¼

REFER TO ARCHITECTURAL DRAWINGS FOR ALL DIMENSIONS

NOTE: THREE BEDROOM UNIT #35 SHALL RECEIVE NEW 4"x2". EXIST. SINK SHALL REMAIN IN ALL OTHER THREE BEDROOM UNITS

: FOR WORK IN UNITS #65 & #66 SEE SHEET M-6

: CLEAN FIXTURES TO RETAIN IN UNIT #64.

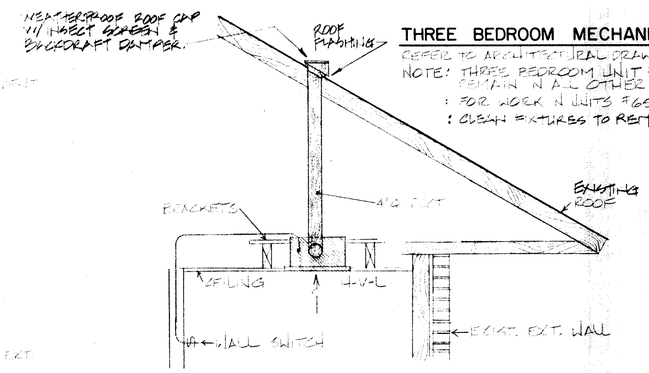

HEAT · VENT · LIGHT INSTALLATION DETAIL · N.T.S.

GENERAL MECHANICAL NOTES:

1. GENERAL CONTRACTOR SHALL PROVIDE ALL CUTTING AND PATCHING OF ALL EXIST. WALLS, FLOORS, AND CEILINGS TO FACILITATE INSTALLATION OF AND REMOVAL OF ALL NEW PLUMBING AND HEATING EQUIPMENT. GENERAL CONTRACTOR SHALL REFINISH ALL EXISTING SURFACES AS DIRECTED BY THE ARCHITECT.
2. NOTE THAT WHERE THERE IS MORE THAN ONE UNIT PER BLDG. ALL UNITS ARE TO BE INSTALLED AS SYMMETRICAL OR TYPICAL TO THE UNIT SHOWN.
3. NEW HEATER & WATER HEATER VENTS SHALL BE LOCATED WHERE EXISTING VENTS ARE REMOVED. HEATERS & WATER HEATERS SHALL BE LOCATED TO ACCOMMODATE VENT LOCATIONS.
4. OFFSET ALL FLUE VENTS IN ATTIC AS REQUIRED AND PENETRATE EXISTING ROOF AT EXISTING FLUE VENT OPENINGS ONLY.
5. PRIOR TO CONSTRUCTION OWNER WILL REMOVE APPROX. 10 WATER HEATERS AND RETAIN FOR REUSE. PLUMBING CONTR. SHALL REMOVE ALL PLUMBING WATER HEATERS & INSTALL NEW WATER HEATERS UNDER THIS CONTRACT.

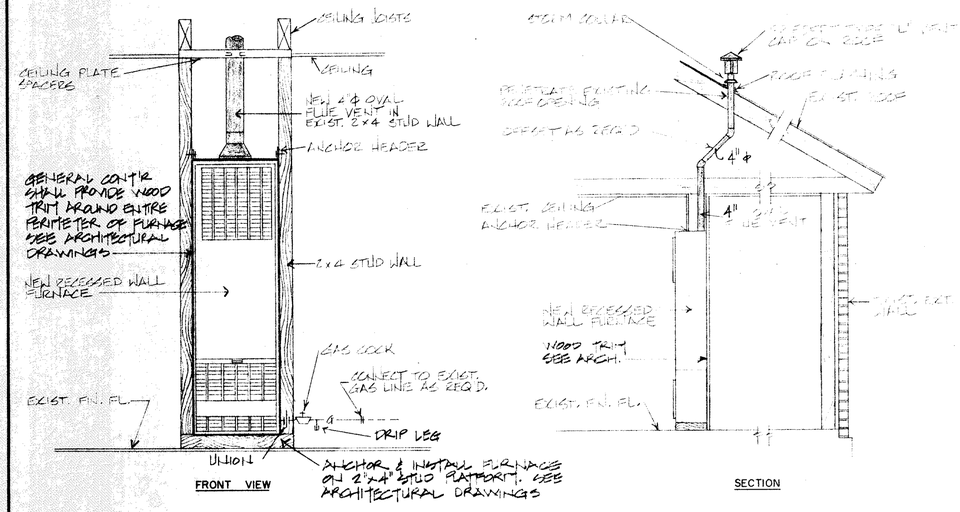

GAS-FIRED UNIT HEATER INSTALLATION DETAILS · N.T.S.

CONTRACTOR SHALL BE RESPONSIBLE FOR VERIFYING ALL EXISTING CONDITIONS AND DIMENSIONS BEFORE COMMENCING WORK AND SHALL REPORT ANY DISCREPANCIES TO ARCHITECT.

HEAT-VENT-LIGHT SCHEDULE

MANUFACTURER	MODEL NUMBER	CFM	LIGHT WATTS	HEATER WATTS	ELECTRIC SERVICE	REMARKS
AUBRY BROAN OR APP. EQUAL	7000	70	100	1500	120-1-60	PROVIDE INTEGRAL METAL GRILLE, DISCONNECT & WALL SWITCHES, W/P ROOF CAP W/INSECT SCREEN & BACKDRAFT DMPR

WALL FURNACE SCHEDULE

TYPE	MANUFACTURER	MODEL NUMBER	MIN. BTUH OUTPUT	MIN. BTUH INPUT	FUEL	CFM	MAX. HP.	ELECTRIC SERVICE	REMARKS
A	WILLIAMS OR EQUIVALENT	435FX	28,000	35,000	NAT'L GAS	240	1/40	120-1-60	PROVIDE REMOTE THERMOSTAT - SEE MECHANICAL SPECS.
B	WILLIAMS OR EQUIVALENT	450FX	37,500	50,000	NAT'L GAS	350	1/20	120-1-60	PROVIDE REMOTE THERMOSTAT - SEE MECHANICAL SPECS.

FAUNTLEROY & LATHAM, INCORPORATED
ARCHITECTS, ENGINEERS, PLANNERS
316 NORTH LEE LANE • COVINGTON, LA 70433 • (504) 893-4100

STATE OF LOUISIANA — C. Ted Boudreaux Jr. — REGISTERED PROFESSIONAL ENGINEER IN MECHANICAL ENGINEERING

PLANS FOR MODERNIZATION WORK FOR THE
HOUSING AUTHORITY OF THE CITY OF SLIDELL
SLIDELL, LOUISIANA SITE LA-103-3

ONE AND THREE BEDROOM PLAN

Dwn.	Chk.
J.E.L.	T.R. Jr.
Date 8-28-90	Rev. 10-23-91

Sh. M-4 Of 6