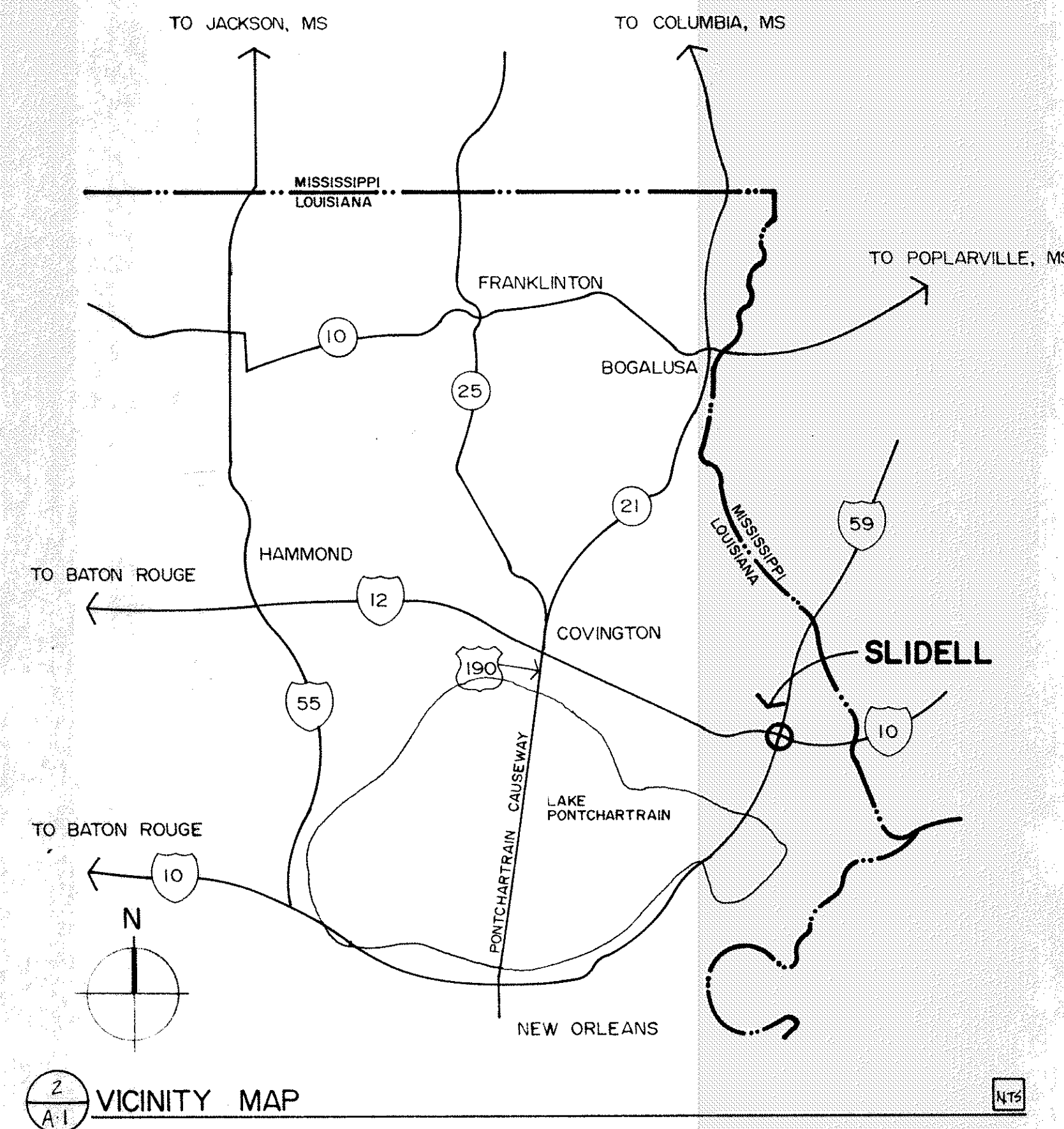


1
A-1
LOCATION MAP



2
A-1
VICINITY MAP

INDEX TO DRAWINGS

A-1 INDEX, LOCATION MAP, VICINITY MAP	S-1 PAVING PLAN
A-2 SCHEDULE OF WORK TO BE PERFORMED	S-2 DRAINAGE PLAN
A-3 REMOVAL PLAN	S-3 PAVING AND DRAINAGE DETAILS
A-4 SITE PLAN	S-4 FOUNDATION PLAN, ROOF FRAMING PLAN AND DETAILS OLMC BLDG.
A-5 ROOF PLAN / LANDSCAPE PLAN	M-1 SITE PLAN
A-6 OLMC BLDG. FLOOR PLAN	M-2 OLMC PLUMBING PLAN
A-7 FINISH SCHEDULE - OLMC BLDG. DOOR AND WINDOW SCHEDULES	M-3 OLMC HVAC PLAN
A-8 REFLECTED CEILING PLAN - OLMC BLDG.	M-4 ONE AND THREE BEDROOM PLAN
A-9 EXTERIOR ELEVATIONS - OLMC BLDG.	M-5 TWO BEDROOM PLAN
A-10 ONE BEDROOM FLOOR PLAN AND ELEVATIONS	M-6 CHILD CARE CENTER PLAN
A-11 TWO BEDROOM FLOOR PLAN, HANDICAPPED UNIT AND ELEVATIONS	E-1 SITE PLAN (BASE BID)
A-12 THREE BEDROOM FLOOR PLAN AND ELEVATIONS	E-2 SITE PLAN (ALTERNATE No. 2)
A-13 CHILD CARE CENTER FLOOR PLAN AND ELEVATIONS	E-3 LIGHTING FIXTURE AND SYMBOL SCHEDULE
A-14 WALL SECTIONS - LIVING UNITS	E-4 OLMC PLAN
A-15 WALL SECTIONS - OLMC BLDG.	E-5 ONE AND TWO BEDROOM PLAN
A-16 WALL SECTIONS - OLMC BLDG.	E-6 THREE BEDROOM PLAN AND CHILD CARE CENTER PLAN
A-17 INTERIOR ELEVATIONS	

LEGEND OF SYMBOLS

12 A-1	DETAIL NUMBER SHEET ON WHICH SECTION IS CUT OR DETAIL IS INDICATED	7	REMOVAL NOTE
26 A-4	DETAIL NUMBER SHEET ON WHICH DETAIL IS DRAWN	△	WINDOW MARK
→	DIRECTION OF SECTION CUT LINE	36	DOOR MARK
1/4"	SCALE OF DRAWING	4A6	INTERIOR ELEVATION
		10	INSTALL VARIETY SEE SCHEDULE OF WORK TO BE PERFORMED

PLANS FOR
MODERNIZATION WORK
FOR THE
**HOUSING AUTHORITY OF THE
CITY OF SLIDELL**

SLIDELL, LOUISIANA
SITE LA-103-3

ROSE M. PEYCHAUD, EXECUTIVE DIRECTOR

BOARD OF COMMISSIONERS

GETHSEMANI LAURENT, CHAIRMAN
EMMA P. HARTLEY
GRETA STRANGE
WILLIAM WHITE
JOHN MURCHISON



FAUNTLEROY & LATHAM, INCORPORATED
ARCHITECTS, ENGINEERS, PLANNERS

316 NORTH LEE LANE • COVINGTON, LA. 70433 • (504) 893-4100

JOHN C. BOSE STRUCTURAL ENGINEER
NEW ORLEANS, LOUISIANA

BEAULLIEU & ASSOCIATES, INC. MECHANICAL ENGINEERS
LAFAYETTE, LOUISIANA

JESSE G. DYKES & ASSOCIATES ELECTRICAL ENGINEERS
MANDVILLE, LOUISIANA



INDEX LOCATION MAP VICINITY MAP	Dwn LW	Chk SEF
	Date 8-28-90	Rev 10-28-91

A-1
Sh Of 17