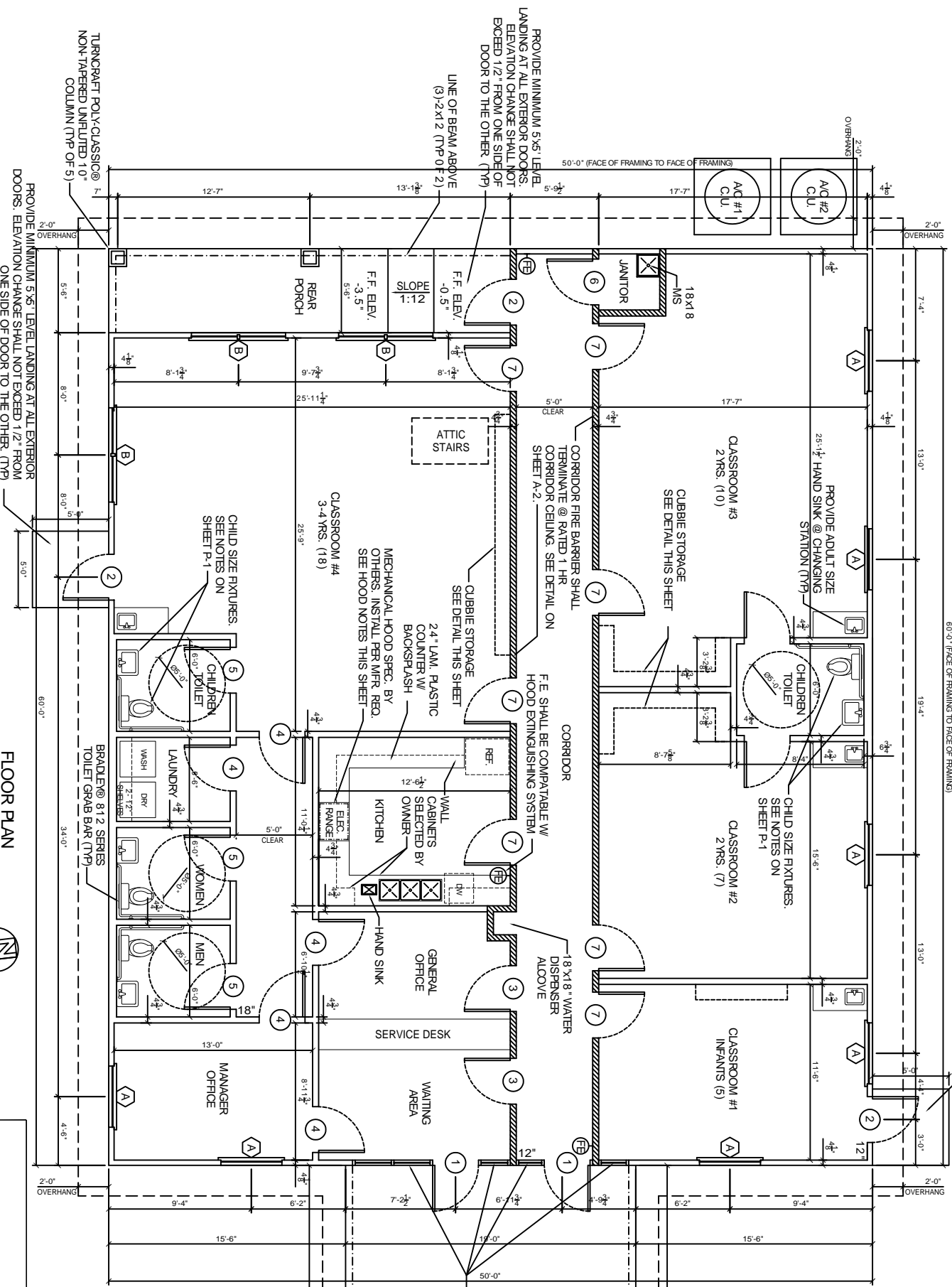


PROVIDE MINIMUM 5'x5' LEVEL LANDING AT ALL EXTERIOR DOORS. ELEVATION CHANGE SHALL NOT EXCEED 1/2" FROM ONE SIDE OF DOOR TO THE OTHER. (TYP)



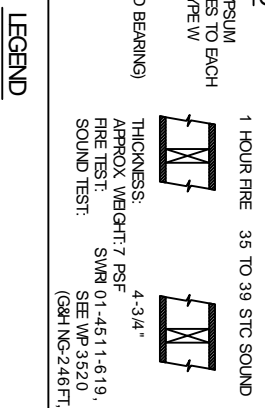
FLOOR PLAN
SCALE 1/4" = 1'-0"

GA FILE NO. WP 3514 GENERIC

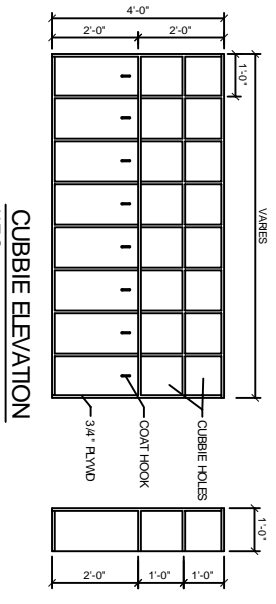
ONE LAYER 5/8" TYPE X GYPSUM WALLBOARD OR GYPSUM VENER BASE APPLIED PARALLEL OR AT RIGHT ANGLES TO EACH SIDE OF 2x4 WOOD STUDS 16" O.C. WITH 1-1/4" TYPE W DRYWALL SCREWS 12" O.C.

JOINTS STAGGERED 16" ON OPPOSITE SIDES. (LOAD BEARING)

THICKNESS: 4-3/4"
APPROX. WEIGHT: 7 PSF
FIRE TEST: SWRI 01-4511-619, 8-19-02
SEE WP 3520
SOUND TEST: (GRI NG-246FT, 7-2-65)



- LEGEND**
- NEW FIRE BARRIER, GA FILE NO. WP 3514 SEE DETAIL THIS SHEET
 - NEW WOOD STUD WALL, 2x4 OR 2x6 STUDS @ 16" O.C. W/ ONE LAYER 5/8" GYP. BOARD ON EACH SIDE. SEE PLAN
 - NEW FIRE EXTINGUISHER IN ACCORDANCE W/ NFPA 10



OCCUPANT LOAD CALCULATIONS

OCCUPANCY CLASSIFICATION PER IBC 2006 (SECTION 302)
MIXED OCCUPANCY: GROUP E- EDUCATIONAL (DAYCARE USE)
GROUP B- BUSINESS
OCCUPANT LOADS ARE CALCULATED PER VALUES GIVEN BY NFPA 101, 2006- TABLE 7.3.1.2

TOTAL BUILDING: 3,000
DAYCARE AREA: 1,360 s.f. / 35 s.f. PER OCC. = 38.9 (39)
KITCHEN AREA: 140 s.f. / 100 s.f. PER OCC. = 1.4 (2)
OFFICE AREA: 485 s.f. / 100 s.f. PER OCC. = 4.85 (5)
TOTAL OCCUPANT LOAD = 46 OCCUPANTS

WINDOW SCHEDULE (X)

| TYPE | FRAME | GLASS | LITES | ACCESSORIES | REMARKS |
|--------|-------|-------|-------|-------------|-------------|
| WINDOW | A 4/0 | X 6/0 | | | FIXED |
| | B 3/0 | X 6/0 | | | 5 HUNG |
| | | | | | HORIZ SLIDE |
| | | | | | STEEL |
| | | | | | ALUMINUM |
| | | | | | WOOD |
| | | | | | VINYL |
| | | | | | TEMPERED |
| | | | | | DBL INSUL. |
| | | | | | W/ ARGON |
| | | | | | WIREGLASS |
| | | | | | NONE |
| | | | | | 24 |
| | | | | | 6/8 |
| | | | | | ALARM |
| | | | | | SCREEN |
| | | | | | SHUTTER |
| | | | | | NONE |
| | | | | | 18" A.F.F. |
| | | | | | 18" A.F.F. |

KITCHEN HOOD SYSTEM NOTES

- SUBCONTRACTOR TO SUBMIT SHOP DRAWINGS AND REVIEW PACKAGE SUITABLE FOR FIRE MARSHAL KITCHEN HOOD REVIEW.
- SUBCONTRACTOR TO SUBMIT SHOP DRAWINGS AND REVIEW PACKAGE SUITABLE FOR FIRE MARSHAL KITCHEN HOOD CHEMICAL FIRE SUPPRESSION SYSTEM REVIEW.
- PROVIDE SHUNT TRIP BREAKERS FOR ALL EQUIPMENT UNDER HOOD CONNECTED TO HOOD EXHAUST SYSTEM.

FINISH SCHEDULE


| NAME | FLOOR | BASE | WALLS | CEILING | REMARKS |
|-------------------------|-------|------|-------|---------|--|
| OTHERS | | | | | CARPET |
| BATHROOMS/ UTILITY RMS. | | | | | CONCRETE |
| CORRIDOR | | | | | VCT |
| WAITING AREA | | | | | NONE |
| CAHETERIA | | | | | CERAMIC TILE |
| CLASSROOMS | | | | | CERAMIC TILE |
| | | | | | RUBBER WALL BASE |
| | | | | | WOOD BASE |
| | | | | | NONE |
| | | | | | FRP PANEL |
| | | | | | 5/8" GYP. BOARD |
| | | | | | 2'x4' ACOUSTIC TILE |
| | | | | | GYPSUM BOARD |
| | | | | | FRP PANEL |
| | | | | | FR FINISH SHALL BE CLASS T OR CLASS II |

OWNER TO SELECT STYLE AND COLOR OF FINISH MATERIALS.
PROVIDE MOISTURE RESISTANT THE GYP. BD. IN ALL DAMP AREAS.

DOOR & HARDWARE SCHEDULE (X)

| TYPE | FRAME | HINGE | LOOK | ACCESSORIES | REMARKS |
|-----------------|---------------|-------|------|-------------|--|
| DOOR - EXTERIOR | SOLID WOOD | | | | |
| | HOLLOW METAL | | | | |
| | ROLL-UP | | | | |
| | STOREFRONT | | | | |
| | CASED OPENING | | | | |
| | STEEL | | | | |
| | ALUMINUM | | | | |
| | WOOD | | | | |
| | CASED OPENING | | | | |
| | DBL SWING | | | | |
| | BUTT 1-1/2 PR | | | | |
| | SPRING LOADED | | | | |
| | FIXED | | | | |
| | STOREROOM | | | | |
| | PRIVACY | | | | |
| | DEADBOLT | | | | |
| | OFFICE ENTRY | | | | |
| | PASSAGE | | | | |
| | TRANSOM | | | | |
| | THRESHOLD | | | | |
| | WEATHERSTRIP | | | | |
| | DOOR STOP | | | | |
| | ALARM | | | | |
| | SILENCER | | | | |
| | CLOSER | | | | |
| DOOR - INTERIOR | | | | | |
| 1 3/0 x 7/0 | | | | | W/ 18" SIDE LITE AND TRANSOM. SEE ELEVATIONS |
| 2 3/0 x 6/8 | | | | | |
| 3 3/0 x 6/8 | | | | | FIRE RATED: 20 MIN. |
| 4 3/0 x 6/8 | | | | | PRIVACY/LOOK SHALL BE OBTAINABLE BY KEY |
| 5 3/0 x 6/8 | | | | | |
| 6 3/0 x 6/8 | | | | | FIRE RATED: 60 MIN. |
| 7 3/0 x 6/8 | | | | | FIRE RATED: 20 MIN., W/ 6" x 32" WIREGLASS VIEWING |

- DOOR & HARDWARE NOTES:**
- ALL GLAZING TO BE LAMINATED SAFETY GLASS.
 - DOOR HINGES TO BE STANLEY FULL MORITSE STANDARD WEIGHT, BALL BEARING HINGES, STAINLESS STEEL WITH DARK BRONZE FINISH @ EXTERIOR & MATCHING DARK BRONZE FINISH ON STANDARD STEEL @ INTERIOR.
 - PROVIDE LEVER HANDLE ADA APPROVED LOCKSETS WITH MATCHING DARK BRONZE FINISH. TO BE SELECTED BY OWNER.
 - COORDINATE KEYING SCHEDULE WITH OWNER.
 - DOOR STOPS TO BE EQUAL TO VES. NO. 436 OR 437. AS REQUIRED IN MATCHING DARK BRONZE FINISH.
 - WEATHERSTRIP & THRESHOLD FINISH TO COMPLEMENT OTHER HARDWARE.
 - ALL DOORS IN MEANS OF EGRESS SHALL NOT BE LOCKABLE IN DIRECTION OF EGRESS.
 - CLOSERS TO BE OPENING FORCE INSTALLED W/ HEX OR TRHU BOLTS.



DAMMON ENGINEERING, INC.
 CHIEF ENGINEER
 EMELT DAMMON, P.E.
 CHIEF ARCHITECT
 ROBERT WILTSE

1095 FLORIDA AVENUE
 SLIDELL, LA, 70456
 OFFICE: 985-649-5332
 FAX: 985-641-5950

WWW.DAMMONENGINEERING.COM
 EMAIL: DAMMONENG@SLIDELL.SOUTH.NET

ARCHITECTURE
 ENGINEERING
 STUDIES
 PLANNING
 INVESTIGATION
 EXPERT WITNESS

PRECIOUS JEWELS DAY CARE CENTER

FRIEDA TORREGANO
 58074 CARROLL RD.
 SLIDELL, LA 70460

FLOOR PLAN

REV: _____
 SCALE: AS NOTED
 JOB#: 1991
 DATE: 8-19-08
 SHEET **A-1** OF _____