



SMART VENT

FOUNDATION FLOOD VENTS



FEMA ACCEPTED
ICC-ES EVALUATED



SMART VENT® - Model: 1540-510



Dual Function SMART VENT® **Superior Flood Protection and Natural Air Ventilation**

ICC-ES Evaluated and FEMA Accepted Foundation Flood Vents

- Potential savings on homeowner's NFIP premiums
- Preserves aesthetic beauty of a home by requiring 2/3 less vents
- Each vent certified to protect 200 sq. ft. of your home
- Code Compliant, FEMA accepted, ICC-ES Evaluated
- All Stainless Steel construction meets or exceeds flood and corrosion resistance code requirements
- Patented automatic floats release bi-directional flood door
- Temperature controlled louvers automatically open in warm weather and close in cold weather

One 16" x 8" vent is certified to cover 200 square feet of enclosed area for flood protection and 51 square inches for ventilation

SMART VENT® models are certified to provide flood protection and ventilation. This model is used for a home with a crawl space or any enclosed area that desires natural air ventilation and flood protection. All stainless steel construction resists weather and pest.



SMART VENT

www.smartvent.com • 877-441-8368



SMART VENT® - Model: 1540-510



Model #: 1540-510

Installation Type: Masonry Wall

Style: louvered

Dimensions: 16" x 8"

Rough Opening: 16¼" x 8¼" (one block, or CMU)

Finish: Stainless Steel (Standard)

Available Powder Coat Colors For Special Order:



White



Wheat



Gray



Black



Stainless (standard)

Optional Accessories:

Fire Damper, Interior Trim Flange & Inner Sleeve, Rain Shield

Other Models Available: Insulated FLOOD VENT, Overhead Garage Door Model, Stacked and Quad Configurations, Models for Wood Studded Wall Applications and Pour in Place Buck Systems.

There's more online at www.smartvent.com

Dealer Locator, Installer Locator, Cad Drawings, Installation Instructions, Technical Specifications, Frequently Asked Questions, Videos, Testimonials, Resource Library Database, Insurance Forms.



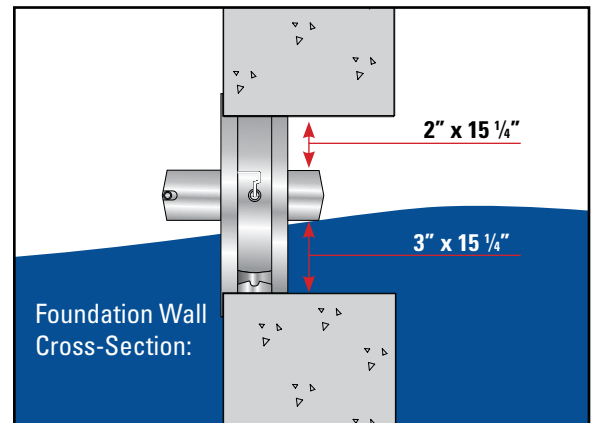
Rapidly rising floodwater can put extreme pressure on the foundation walls causing improperly vented structures to buckle and collapse. SMART VENTS® quickly and efficiently equalize the pressure and minimize damage.

How it works:

Flood Protection: The SMART VENT® door is latched closed until flood water enters. Entering flood water lifts the patented internal floats which unlatches and rotates the door open. This allows the flood water to automatically enter and exit through the frame opening, relieving the pressure from your foundation walls.

Ventilation: A bimetal coil (like a thermostat, no electricity is needed) automatically opens and closes the ventilation louvers as temperature changes. They will be closed when it is freezing outside and open when it is warm outside to provide natural ventilation.

Important note: SMART VENT® does not rely on the louvers to let floodwater in and out. Regardless of the louvers' position, opened or closed, when floodwater flows into the door, the internal floats release the door to rotate open to relieve the hydrostatic pressure. The louvers and pest screen are rotated out of the path of the floodwater. The temperature-controlled louvers are for ventilation purposes only.



How does one SMART VENT® provide so much coverage?

You may have heard that FEMA requires that flood openings provide one square inch of opening per one square foot of enclosed area, referring to dimensions of the opening in proportion to the space to be vented. This is only partially correct. FEMA's regulations and guidelines do state that a non-engineered flood vent solution must (among other requirements) provide one square inch of opening per square foot of enclosed area to be vented. However; all SMART VENT® products are ICC-ES certified engineered openings. They have been designed, engineered, tested, rated, and certified to provide flood relief so efficiently that only one unit is needed for 200 square feet of enclosed area. It would be our pleasure to contact your code official, surveyor, or insurance agent if they require more information.



Insulated FLOOD VENT - Model: 1540-520



High Efficiency Insulated Flood Vent **Superior Automatic Flood Protection**

ICC-ES Evaluated and FEMA Accepted Foundation Flood Vents

- **Potential savings on homeowner's NFIP premiums**
- **Preserves aesthetic beauty of a home by requiring 2/3 less vents**
- **Each vent certified to protect 200 sq. ft. of your home**
- **Code Compliant, FEMA accepted, ICC-ES Evaluated**
- **All Stainless Steel construction meets or exceeds flood and corrosion resistance code requirements**
- **Patented automatic floats release bi-directional flood door**
- **Great for conditioned or sealed crawl spaces**

One 16" x 8" vent is certified to cover 200 square feet of enclosed area for flood protection

The insulated flood vent model is certified to provide insulated flood protection only. This model is used for a garage or conditioned space, where flood protection is required but ventilation is NOT desired. The flood door is constructed of solid stainless steel wrapped around an insulating foam core.



SMART VENT

www.smartvent.com • 877-441-8368



Insulated FLOOD VENT - Model: 1540-520



Model #: 1540-520

Installation Type: Masonry Wall

Style: Insulated

Dimensions: 16" x 8"

Rough Opening: 16 1/4" x 8 1/4" (one block, or CMU)

Finish: Stainless Steel (Standard)

Available Powder Coat Colors For Special Order:



White



Wheat



Gray



Black



Stainless (standard)

Optional Accessories:

Fire Damper, Interior Trim Flange & Inner Sleeve, Rain Shield

Other Models Available: SMART VENT® Dual Function Ventilating Flood Vent, Overhead Garage Door Model, Stacked and Quad Configurations, Models for Wood Studded Wall Applications and Pour in Place Buck Systems.

There's more online at www.smartvent.com

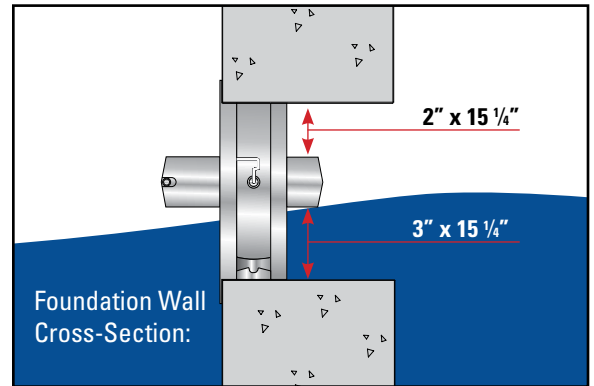
Dealer Locator, Installer Locator, Cad Drawings, Installation Instructions, Technical Specifications, Frequently Asked Questions, Videos, Testimonials, Resource Library Database, Insurance Forms.



Rapidly rising floodwater can put extreme pressure on the foundation walls causing improperly vented structures to buckle and collapse. SMART VENTS® quickly and efficiently equalize the pressure and minimize damage.

How it works:

Flood Protection: The FLOOD VENT door is latched closed until floodwater enters. Entering floodwater lifts the patented internal floats which unlatches and rotates the door open. This allows the flood water to automatically enter and exit through the frame opening, relieving the pressure from your foundation.



Use Fewer Vents

Preserve the aesthetic beauty of a home by requiring 23 fewer vents. Each SMART VENT® protects 200 sq/ft of enclosed area vs. 60 sq/ft for non-compliant vents.



How does one of your vents provide so much coverage?

You may have heard that FEMA requires that flood openings provide one square inch of opening per one square foot of enclosed area, referring to dimensions of the opening in proportion to the space to be vented. This is only partially correct. FEMA's regulations and guidelines do state that a non-engineered flood vent solution must (among other requirements) provide one square inch of opening per square foot of enclosed area to be vented. However; all SMART VENT® products are ICC-ES certified engineered openings. They have been designed, engineered, tested, rated, and certified to provide flood relief so efficiently that only one unit is needed for 200 square feet of enclosed area. It would be our pleasure to contact your code official, surveyor, or insurance agent if they require more information.



Insulated FLOOD VENT - Wood Wall Model: 1540-570



Wood Wall Model
shown with interior
trim flange

High Efficiency Insulated Flood Vent **Superior Automatic Flood Protection Designed** **for Installation Between Studs**



ICC-ES Evaluated and FEMA Accepted Foundation Flood Vents

- **Potential savings on homeowner's NFIP premiums**
- **Preserves aesthetic beauty of a home by requiring 2/3 less vents**
- **Each vent certified to protect 200 sq. ft. of your home**
- **Code Compliant, FEMA accepted, ICC-ES Evaluated**
- **All Stainless Steel construction meets or exceeds flood and corrosion resistance code requirements**
- **Patented automatic floats release bi-directional flood door**

One 14 1/2" x 8 1/2" vent is certified to cover 200 square feet of enclosed area for flood protection

The Wood Wall Flood Vent is designed to fit between studs spaced on 16" centers. One vent covers 200 square feet of enclosed area, and it is an easy retrofit. This vent only comes in an insulated model.



SMART VENT

www.smartvent.com • 877-441-8368



Insulated FLOOD VENT - Wood Wall Model: 1540-570



Model #: 1540-570

Installation Type: Stud Wall

Style: Insulated

Dimensions: 14½" x 8½"

Rough Opening: 14½" x 8¾"

Finish: Stainless Steel (Standard)

Available Powder Coat Colors For Special Order:



White



Wheat



Gray



Black



Stainless (standard)

Optional Accessories:

Fire Damper, Interior Trim Flange

Other Models Available: SMART VENT® Dual Function Ventilation 16" x 8" Flood Vent, Insulated 16" x 8" FLOOD VENT, Overhead Garage Door Model, Stacked and Quad Configurations, Models for Wood Studded Wall Applications and Pour in Place Buck Systems.

There's more online at www.smartvent.com

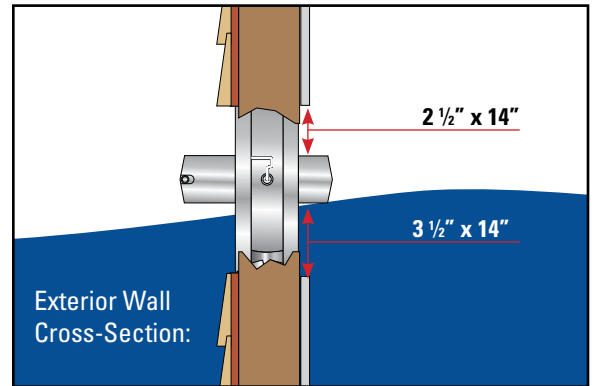
Dealer Locator, Installer Locator, Cad Drawings, Installation Instructions, Technical Specifications, Frequently Asked Questions, Video, Testimonials, Resource Library Database, Insurance Forms.



Rapidly rising floodwater can put extreme pressure on the foundation walls causing improperly vented structures to buckle and collapse. SMART VENTS® quickly and efficiently equalize the pressure and minimize damage.

How it works:

Flood Protection: The FLOOD VENT door is latched closed until flood water enters. Entering flood water lifts the patented internal floats which unlatches and rotates the door open. This allows the flood water to automatically enter and exit through the frame opening, relieving the pressure from your foundation.



Use Fewer Vents

Preserve the aesthetic beauty of a home by requiring 2/3 fewer vents. Each SMART VENT® protects 200 sq/ft of enclosed area vs. 60 sq/ft for non-compliant vents.



How does one SMART VENT® provide so much coverage?

You may have heard that FEMA requires that flood openings provide one square inch of opening per one square foot of enclosed area, referring to dimensions of the opening in proportion to the space to be vented. This is only partially correct. FEMA's regulations and guidelines do state that a non-engineered flood vent solution must (among other requirements) provide one square inch of opening per square foot of enclosed area to be vented. However, all SMART VENT® products are certified engineered openings. They have been designed, engineered, tested, rated, and certified to provide flood relief so efficiently that only one unit is needed for 200 square feet of enclosed area. It would be our pleasure to contact your code official, surveyor, or insurance agent if they require more information.



SMART VENT® Overhead Door - Model: 1540-514

Insulated Flood Vent - Model: 1540-524, 1540-574



Overhead/Garage Door Flood Vent **Dual Function SMART VENT® and Insulated FLOOD VENT**



ICC-ES Evaluated and FEMA Accepted Foundation Flood Vents

- **Potential savings on homeowner's NFIP premiums**
- **Preserves aesthetic beauty of a home by requiring 2/3 less vents**
- **Each vent certified to protect 200 sq. ft. of your home**
- **Code Compliant, FEMA accepted, ICC-ES Evaluated**
- **All Stainless Steel construction meets or exceeds flood and corrosion resistance code requirements**
- **Patented automatic floats release bi-directional flood door**
- **Temperature controlled louvers on dual function models automatically open in warm weather and close in cold weather**


One 16" x 8" vent is certified to cover 200 square feet of enclosed area for flood protection

The Overhead Door Model can be installed into a standard garage door, providing 200 square feet of flood protection per vent. A typical garage (less than 600 sq/ft) requires only three vents in total to become compliant with the NFIP requirements and building codes. Two sizes are available depending on the size of the panel.



SMART VENT

www.smartvent.com • 877-441-8368



1540-514 Dual Function SMART VENT®



1540-524, 1540-574 Insulated Flood Vent

Installation Type: Overhead Garage Doors

Style: Louvered or Insulated

2 Sizes Available:

Dimension: 16" x 8" (1540-514, 1540-524)

Rough Opening: 16" x 8" (cut through door)

Dimension: 14 1/2" x 8 1/2" (1540-574)

Rough Opening: 14 1/2" x 8 3/4"

Finish: Powder Coated Painted White

Available Powder Coat Colors For Special Order:



Other Models Available: SMART VENT® Dual Function Ventilating Flood Vent, Insulated FLOOD VENT, Overhead Garage Door Model, Stacked and Quad Configurations, Models for Wood Studded Wall Applications and Pour in Place Buck Systems.

There's more online at www.smartvent.com

Dealer Locator, Installer Locator, Cad Drawings, Installation Instructions, Technical Specifications, Frequently Asked Questions, Video, Testimonials, Resource Library Database, Insurance Forms.



Overhead garage doors require flood protection too. Hydrostatic pressure caused by rapidly rising flood waters can easily destroy the average garage door.

Choose the correct model:

Along with the options for size, we also offer two model choices. The first is a dual function model that will give you automatic flood protection along with automatic ventilation. This model only comes in 16" x 8" size. The second is our Insulated model that seals out the cool or warm air, but opens as flood water rises. This model comes in both sizes.

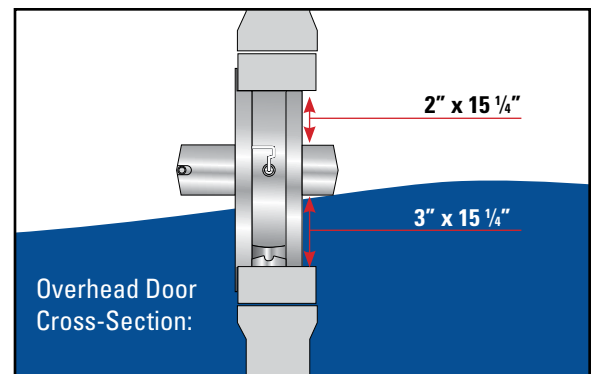
Retrofitting

Easy installation (all hardware is included) makes this model ideal to retrofit into an existing garage door. A stainless steel frame cleanly installs into the door with only four (supplied) stainless steel screws and nuts.

How it works:

Flood Protection: The SMART VENT® door is latched closed until flood water enters. Entering flood water lifts the patented internal floats which unlatches and rotates the door open. This allows the flood water to automatically enter and exit through the frame opening, relieving the pressure from your foundation walls.

Ventilation: A bimetal coil (like a thermostat, no electricity is needed) automatically opens and closes the ventilation louvers as temperature changes. They will be closed when it is freezing outside and open when it is warm outside to provide natural ventilation.





SMART VENT® Combination Models

Quad Configuration



Custom Commercial Application

Stacked Model

Stacked, Quad and Custom Flood Vents SMART VENT® Combination Models Multiply Protection

Combination models come standard in a stacked and a quad configuration. Each configuration is available in a dual function (ventilation and flood protection), or insulated (flood protection only) style. Stacked models are twice as efficient as a single unit and are generally used to provide protection in larger dwellings or where adequate wall space is not available. Quad configurations are an excellent solution for larger commercial projects and are not normally used in residential dwellings. Four vents provide 800 square feet of coverage into a single opening.

How it works:

Flood Protection: The SMART VENT® door is latched closed until flood water enters. Entering flood water lifts the patented internal floats which unlatches and rotates the door open. This allows the flood water to automatically enter and exit through the frame opening, relieving the pressure from your foundation walls.

Ventilation: On dual function models, a bimetal coil (like a thermostat, no electricity is needed) automatically opens and closes the ventilation louvers as temperature changes. They will be closed when it is cold outside and open when it is warm outside to provide natural ventilation.

Important note: Dual Function models do not rely on the louvers to let flood water in and out. Regardless of the louvers' position, opened or closed, when flood water flows into the door, the internal floats release the door to rotate open to relieve the hydrostatic pressure. The louvers and pest screen are rotated out of the path of the flood water. The temperature controlled louvers are for ventilation purposes only.



SMART VENT

www.smartvent.com • 877-441-8368



SMART VENT® Combination Models

SMART VENT® Combination Models

SMART VENT® Models are certified to provide flood protection AND ventilation. These models are used for a home with a crawl space or built on a pony wall that requires seasonal ventilation of the crawl space AND protection from flooding. All stainless steel construction resists weather and pests.



Model #: 1540-511

Installation Type: Masonry

Style: Louvered

Dimensions: 16" x 16"

Rough Opening: 16¼" x 16 ⅜"
(two blocks, or CMU)

One 16" x 16" vent certified for 400 sq. ft. of enclosed area for flood, and 102 sq. in. for ventilation



Model #: 1540-550

Installation Type: Masonry

Style: Louvered

Dimensions: 32" x 16"

Rough Opening: 33" x 16 ⅜"
(four blocks, or CMU)

One 32" x 16" unit certified for 800 sq. ft. of enclosed area for flood, and 204 sq. in. for ventilation

**Some assembly of frames required*

Flood Vent Combination Models

Flood Vent Models are certified to provide insulated flood protection only. These models are used for a garage or conditioned space, where flood protection is required but ventilation is NOT desired. The flood door is constructed of solid stainless steel wrapped around an insulating foam core.



Model #: 1540-521

Installation Type: Masonry

Style: Insulated

Dimensions: 16" x 16"

Rough Opening: 16¼" x 16 ⅜"
(two blocks, or CMU)

One 16" x 16" vent certified for 400 sq. ft. of enclosed area for flood



Model #: 1540-560

Installation Type: Masonry

Style: Insulated

Dimensions: 32" x 16"

Rough Opening: 33" x 16 ⅜"
(four blocks, or CMU)

One 32" x 16" unit certified for 800 sq. ft. of enclosed area for flood

Standard Finish:



Stainless

Available Powder Coat Colors For Special Order:



White



Wheat



Gray



Black

Optional accessories for all models:

Fire Damper, Interior Trim Flange, Inner Sleeve and Pour in Place Buck Kits

www.smartvent.com • 877-441-8368



SMART VENT® Pour-in-Place Vinyl Buck



SMART VENT® Pour-in-Place Vinyl Buck Vinyl buck insert for poured foundation walls



The SMART VENT® Pour-in-Place Vinyl Buck is made of high strength PVC. Each wall buck accepts SMART VENT® models 1540-510, 1540-511, 1540-550 and FLOOD VENT models 1540-520, 1540-521, 1540-560 flood vents. Fully assembled units are shipped ready to install with a protective film and wood bracing that protects the buck and flood vent when the wall is poured.

The SMART VENT® Pour-in-Place Vinyl Buck comes in several widths to accommodate most standard wall thicknesses.

SMART VENT® VINYL BUCK			
Model #	Width	Height	Depth
1540-805.50	18 5/8	10 5/8	5 1/2"
1540-807.25	18 5/8	10 5/8	7 1/4"
1540-808N	18 5/8	10 5/8	7 1/2" (Nominal 8)
1540-808F	18 5/8	10 5/8	7 7/8" (Full 8)
1540-809.25	18 5/8	10 5/8	9 1/4"
1540-810N	18 5/8	10 5/8	9 1/2" (Nominal 10)
1540-810F	18 5/8	10 5/8	9 7/8" (Full 10)
1540-811.25	18 5/8	10 5/8	11 1/4"
1540-812N	18 5/8	10 5/8	11 1/2" (Nominal 12)
1540-812F	18 5/8	10 5/8	11 7/8" (Full 12)

Recommended Installation Instructions

Step 1: The SMART VENT® Pour-in-Place Vinyl Buck should be properly located between the masonry wall forms (plum and level) and secured with reversible fastener into the wood nailing blocks. In the event that the fasteners can not be applied through the face of the forms, alternative approved fastening measures should be taken.



Step 2: The form cavity is filled with concrete encasing the buck. After the foundation is cured, the forms are stripped, revealing the Masonry Wall Buck.

The wood block support system and protective film can be left in place until the foundation is backfilled.



Color Options:

The SMART VENT® Pour-in-Place Vinyl Buck is available in white only. SMART VENT® and FLOOD VENT inserts are available in a standard stainless steel finish or one of these special order colors:





SMART VENT® Pour-in-Place Vinyl Buck

SMART VENT® STACKED VINYL BUCK

Item / Model #	Width	Height	Depth
1540-805.50 (Stack)	18 5/8"	19"	5 1/2"
1540-807.25 (Stack)	18 5/8"	19"	7 1/4"
1540-808N (Stack)	18 5/8"	19"	7 1/2" (Nominal 8)
1540-808F (Stack)	18 5/8"	19"	7 7/8" (Full 8)
1540-809.25 (Stack)	18 5/8"	19"	9 1/4"
1540-810N (Stack)	18 5/8"	19"	9 1/2" (Nominal 10)
1540-810F (Stack)	18 5/8"	19"	9 7/8" (Full 10)
1540-811.25 (Stack)	18 5/8"	19"	11 1/4"
1540-812N (Stack)	18 5/8"	19"	11 1/2" (Nominal 12)
1540-812F (Stack)	18 5/8"	19"	11 7/8" (Full 12)
1540-800-2" (Stack)	18 5/8"	19"	2" Extension

Stacked Model



Shown with wood block support system and protective film.

SMART VENT® QUAD VINYL BUCK

Item / Model #	Width	Height	Depth
1540-805.50 (Quad)	33 3/8"	19"	5 1/2"
1540-807.25 (Quad)	33 3/8"	19"	7 1/4"
1540-808N (Quad)	33 3/8"	19"	7 1/2" (Nominal 8)
1540-808F (Quad)	33 3/8"	19"	7 7/8" (Full 8)
1540-809.25 (Quad)	33 3/8"	19"	9 1/4"
1540-810N (Quad)	33 3/8"	19"	9 1/2" (Nominal 10)
1540-810F (Quad)	33 3/8"	19"	9 7/8" (Full 10)
1540-811.25 (Quad)	33 3/8"	19"	11 1/4"
1540-812N (Quad)	33 3/8"	19"	11 1/2" (Nominal 12)
1540-812F (Quad)	33 3/8"	19"	11 7/8" (Full 12)
1540-800-2" (Quad)	33 3/8"	19"	2" Extension



Side View

Quad Configuration





The SMART VENT® Option and Accessory System Can Accommodate Any Installation Application

1-Fire Damper

SMART VENT® manufactures two UL-certified Fire Damper models. A masonry installation model (1540-530) and a wood wall installation model (1540-537). These fire dampers are certified to provide two hours of fire resistance. It is intended to be used in a situation in which fire proofing is required on a wall in which flood venting is installed, usually in a garage or vestibule.

A fusible link holds a galvanized steel door in place. At 165°F (73.9°C), the link melts to permit the door to drop, blocking the path of the fire. Compatible with SMART VENT® and FLOOD VENT models - The Fire Damper can safely be installed in the same cavity for either of the flood protection models, without interfering in their operation. Trim flange and inner sleeve are required for installation.

2-Interior Trim Flange and Inner Sleeve Kit

The Trim Flange unit fits into the rough opening to provide a clean finished look on the interior wall. Trim flanges are available for use with standard masonry flood vents (1540-533) and SMART VENT® Wood Wall Models (4" depth 1540-573 and 9" depth 1540-573-9) come standard in white.

The stainless steel sleeve lining is available in a 7 inch sleeve that can expand up to 12 inches, and a 10 inch sleeve that can expand up to 15 inches.

3-Rain Shield

In areas of severe rain or harsh conditions, the Rain Shield will provide maximum protection for your vent.



SMART VENT

www.smartvent.com • 877-441-8368



MATERIAL REVIEW & MAINTENANCE INSTRUCTIONS

Objective:

When we set out to design our flood vent products, a comprehensive study was conducted to determine the most important design attributes that would be needed to insure that our customers received the best product available. Because our company started on the shores of the East Coast of New Jersey, everyone placed durability as their number one concern.

Durability:

After extensive research, including review of many less expensive materials, we choose to make the bulk of the components for our vents from stainless steel. Salt will pit stainless steel unless it is rinsed with water. We recommend that the vent be washed with fresh water twice a year. Any red rust or minor surface pitting can be removed with “commercial de-rusting solutions.”

The mechanism that operates the automatic louvers on models 1540-510, 1540-511, 1540-514 and 1540-550 is also entirely made from stainless steel, and water rinsing will reduce corrosion and dirt build-up. Prior to final inspection and testing, the louver mechanism is lubricated with a dry film lubricant. This over the counter lubricant should be applied at minimum one time per year, or when needed. Rinse the louver mechanism, let dry, then spray all of the moving parts. Note: Wet lubricants or grease will allow dirt and sand to accumulate on the moving parts. Use only dry film lubricants.

The bi-metal coil is made from highly engineered materials. The composite contains a large portion of Nickel and the finished coil is secondarily heat-treated, which forms a protective barrier to protect it from the elements. A squirt of dry film lubricant into the coil chamber during maintenance will extend its life.

The floats are manufactured from engineered plastics. An ultra-violet inhibitor was blended into the raw material before molding to insure that the sun does not degrade the functional or dimensional characteristics of the material. Insert a thin blade or a credit card into each side of the vent door’s float slot, and the door will easily push open. Rinse the float cavity, then apply a small amount of dry film lubricant on the float, where it contacts the frame.

Like any product, the care one gives will determine its life. We have used the best American materials, along with the best engineering and manufacturing professionals to build our products. With just a little care, your vents will function carefree for many years.





ONE YEAR LIMITED WARRANTY LIMITED, NON-PRORATED AND TRANSFERABLE

Any and all product(s) as manufactured by SMART VENT® are subject to a one year limited warranty in accordance with the following, provided that the products covered by this warranty have been installed in strict accordance with the SMART VENT® written installation instructions and in accordance with all local codes and standards. Cleaning and lubrication may be required, and is not covered by this warranty. SMART VENT® warrants to the original purchaser or a subsequent owner of the property that parts are free from manufacturing defects for 1 (one) year from the date of purchase.

Should any defect occur during the one-year period following the date of purchase, SMART VENT® will provide a replacement for that part deemed to be defective (but not including labor costs incurred in removing the part, installing the replacement part, or shipping).

In the event of replacement according to the terms of this warranty, the warranty on the replacement part will extend for the balance of the original warranty period, which is in effect at the time the part proves defective.

LIMITATIONS

SMART VENT® shall not be liable for, and this warranty does not apply to, any failure, defect or damage resulting from or connected with painting, misuse, abuse, neglect or improper handling or storage, or installation not in strict adherence to SMART VENT® written instructions. SMART VENT® reserves the right to discontinue or modify any of its products, including color, and shall not be liable as a result of such discontinuance or modification. If SMART VENT® replaces any part under this warranty, it may substitute parts designated by SMART VENT® to be of comparable quality or price range in the event the product initially installed has been discontinued or modified.

OTHER CONDITIONS

THIS WARRANTY IS EXPRESSLY IN LIEU OF ALL OTHER ORAL OR WRITTEN WARRANTIES, LIABILITIES OR OBLIGATIONS OF SMART VENT®. PERTINENT STATE LAW SHALL CONTROL FOR WHAT PERIOD OF TIME SUBSEQUENT TO SALE A CONSUMER/HOMEOWNER MAY SEEK A REMEDY PURSUANT TO THE IMPLIED WARRANTY OF MERCHANTABILITY OR FITNESS FOR A PARTICULAR PURPOSE. IN NO EVENT SHALL SMART VENT® BE LIABLE FOR CONSEQUENTIAL OR INCIDENTAL DAMAGES OF ANY KIND, INCLUDING ANY DAMAGE TO THE BUILDING, ITS CONTENTS OR ANY PERSONS THEREIN, RESULTING FROM THE BREACH OF ANY WARRANTY SET FORTH HEREIN. NO REPRESENTATIVE OF SMART VENT® OR ITS DISTRIBUTORS OR DEALERS IS AUTHORIZED TO MAKE ANY CHANGE OR MODIFICATION TO THIS WARRANTY.

Lit-006



SMART VENT

www.smartvent.com • 877-441-8368