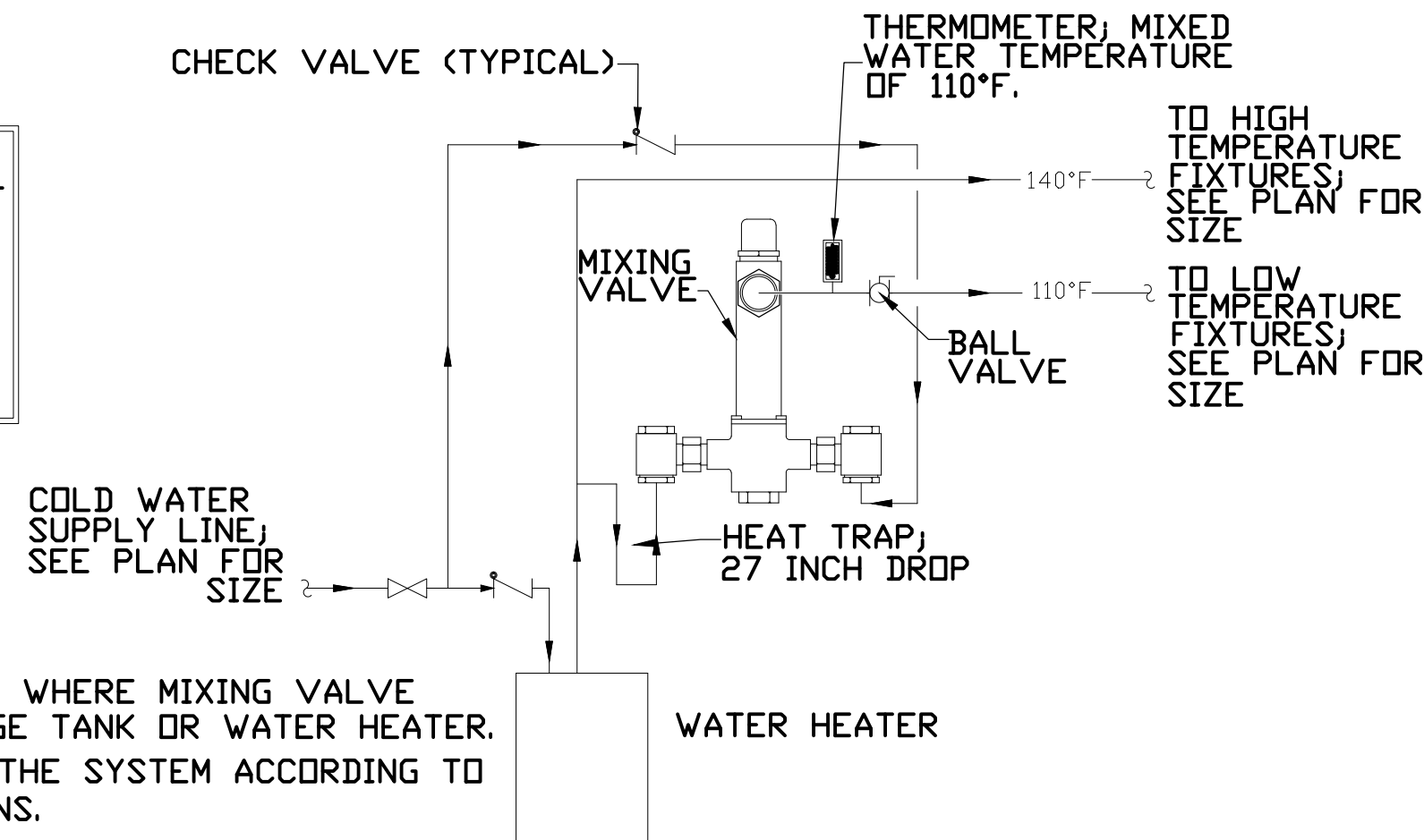
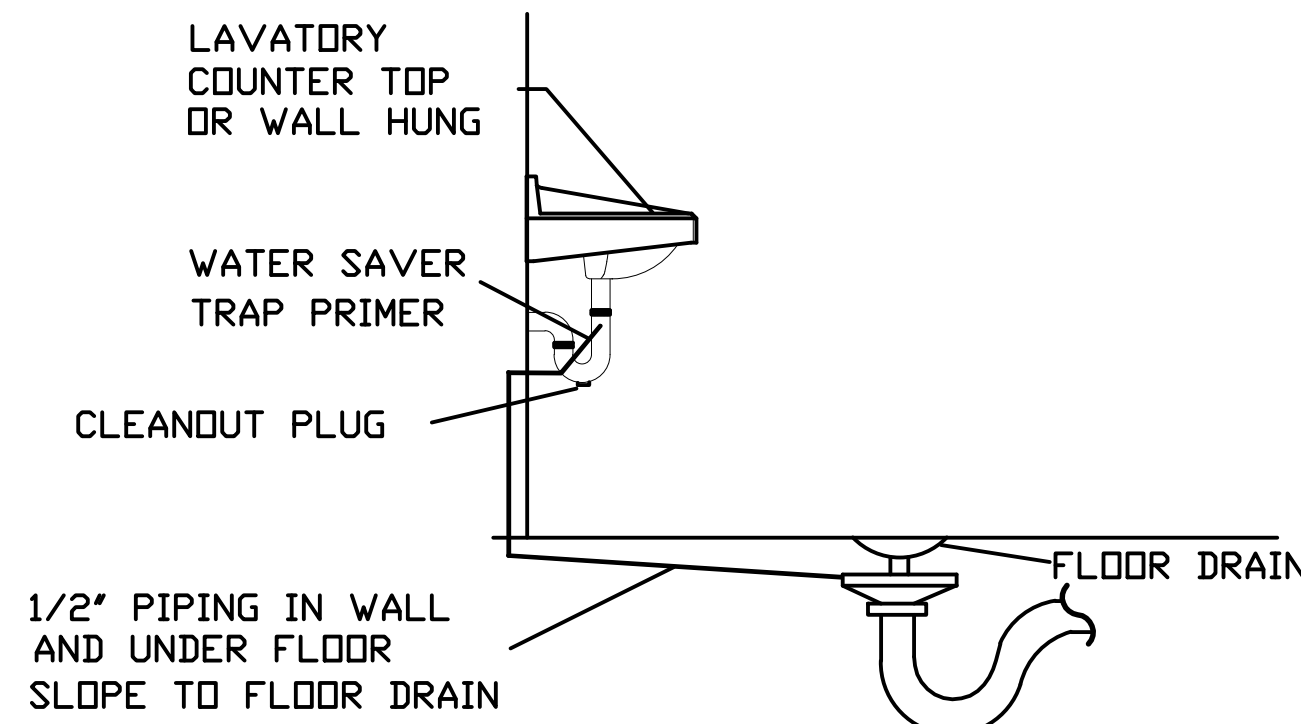


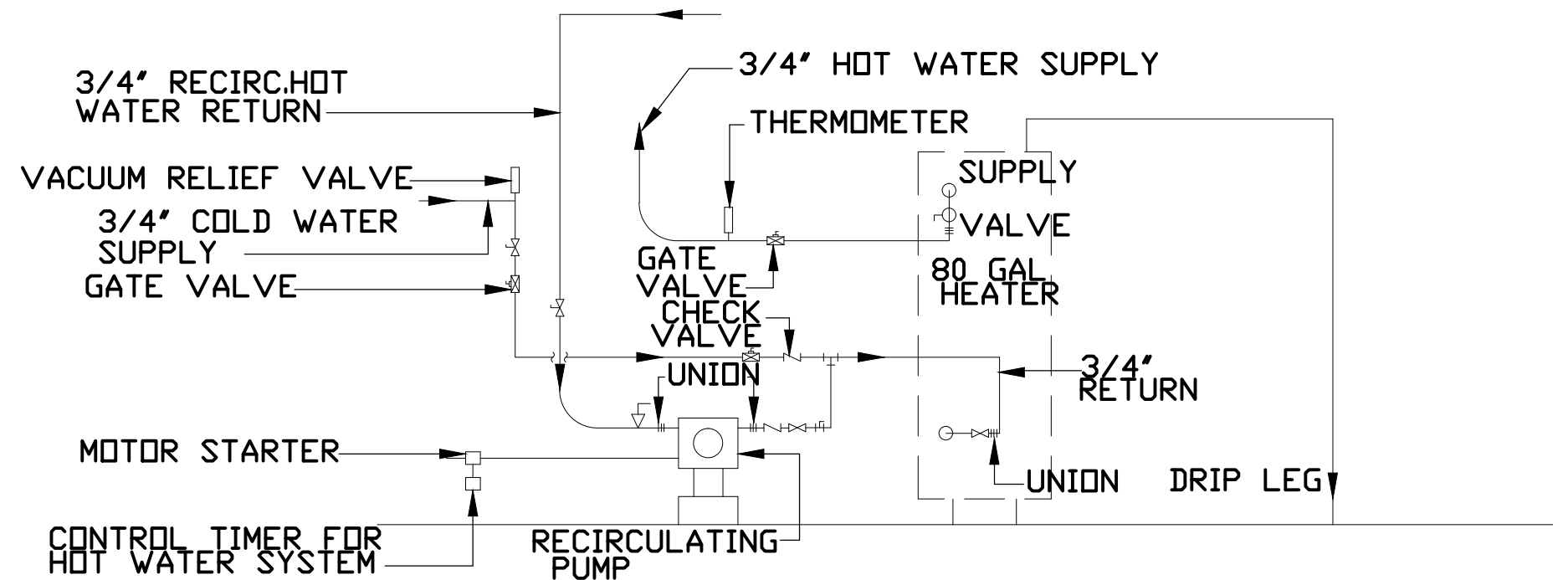
NOTE: WATER HEATER TEMPERATURE TO BE SET AT 140° F. PROVIDE TEMPERING VALVE (SET @ 110°F) AS SHOWN FOR ALL HAND SINK & SHOWER HOT WATER SUPPLIES.



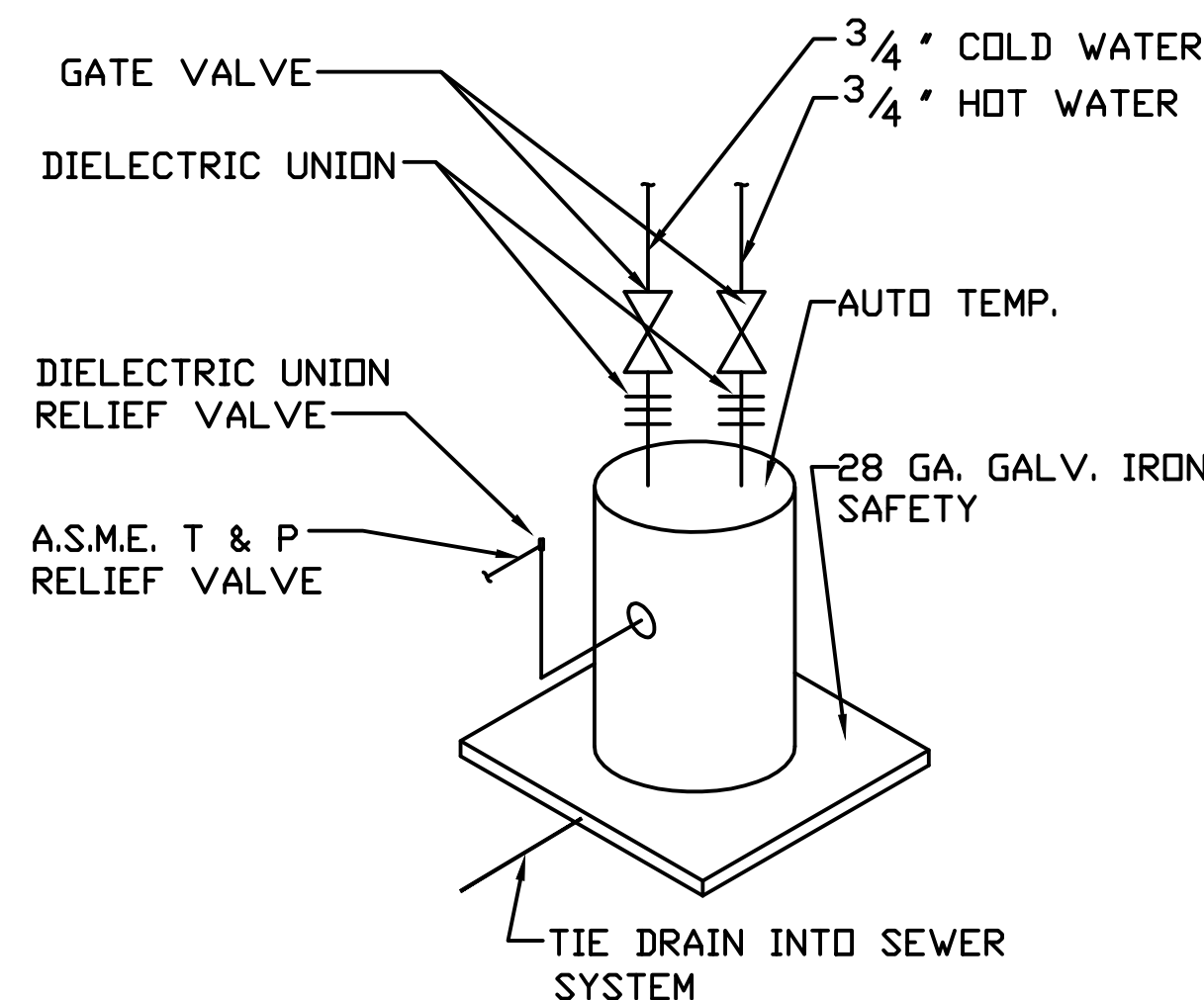
TEMPERED WATER VALVE
N.T.S.



FLOOR DRAIN DETAIL
Scale: Not To Scale



MAIN WATER HEATER CIRCULATION DIAGRAM
N.T.S.



TYPICAL WATER HEATER
N.T.S.

GENERAL NOTES:

- PLUMBING CONTRACTOR IS TO FURNISH AND INSTALL ALL FIXTURES COMPLETE AS LISTED IN "PLUMBING FIXTURE SCHEDULE" AND THE WOODHOUSE SPECIFICATION. PROVIDE ALL LABOR, MATERIAL AND EQUIPMENT FOR A COMPLETE OPERATING SYSTEM. THE SYSTEM SHALL INCLUDE RECIRCULATING HOT AND COLD WATER PIPING, SEWER AND VENT PIPING, INSULATION, WATER HEATER, HANGERS, VALVES, SUPPORTS WITHOUT ANY RESTRICTIONS TO VOLUME.
- ALL HANDICAP PLUMBING FIXTURES SHALL BE INSTALLED TO COMPLY WITH STATE AND LOCAL CODES. P.C. SHALL FURNISH AND INSTALL CODE COMPLIANT TRAP WRAP ON ALL EXPOSED WATER & WASTE LINES FOR ALL HANDICAP ACCESSIBLE LAVATORIES.
- CONTRACTOR IS TO FIELD VERIFY ALL EXISTING UTILITY LOCATIONS, ELEVATIONS AND SIZES PRIOR TO COMMENCING ANY WORK. PLUMBER TO VERIFY SLAB CONDITIONS (POST TENSION OR CONVENTIONAL) BEFORE COMMENCING WORK. WHERE A RENOVATION IS TO OCCUR, THE PLUMBING CONTRACTOR SHALL VISIT THE SITE TO DETERMINE THE EXTENT OF DEMOLITION REQUIRED, PRIOR TO SUBMITTING BID.
- PLUMBING CONTRACTOR SHALL PROVIDE AS-BUILT DRAWINGS TO THE GENERAL CONTRACTOR PRIOR TO FINAL PAYMENT.
- ALL WORK SHALL BE INSTALLED TO COMPLY WITH LOCAL AND STATE PLUMBING CODE REQUIREMENTS, AND PER LOCAL HEALTH DEPARTMENT REQUIREMENTS.
- THE HOT WATER PRESSURE RELIEF MUST BE CONNECTED EITHER INDIRECTLY TO THE SANITARY SEWER OR DIRECTLY OUTSIDE.
- TEST ALL PIPING AT REQUIRED PRESSURE.
- ALL PLUMBING SHALL BE CLOSELY COORDINATED WITH STRUCTURAL SYSTEM, MECHANICAL SYSTEM AND ELECTRICAL TO INSURE NO TRADES WILL CONFLICT WITH EACH OTHER.
- DO NOT SCALE DRAWINGS. SEE ARCHITECTURAL DRAWINGS FOR EXACT LOCATIONS OF DOORS, WINDOWS, WALLS, FIXTURES, ETC.
- ALL WATER MAINS AND PIPING NOT SHOWN FOR CLARITY, ALL LOCATIONS SHALL BE FIELD VERIFIED.
- ALL ELECTRICAL, MECHANICAL & PLUMBING PENETRATING FIRE PARTITIONS SHALL BE FIRE CAULKED. (PENETRATIONS THROUGH RATED CONSTRUCTION SHALL BE SEALED WITH A MATERIAL CAPABLE OF PREVENTING THE PASSAGE OF FLAMES AND HOT GASES WHEN TESTED IN ACCORDANCE WITH ASTM-E814.)

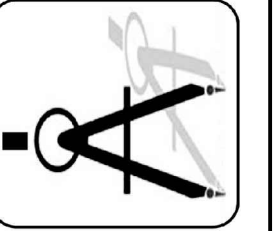
WASTE AND VENT PIPING:

- PLUMBING CONTRACTOR SHALL USE SERVICE WEIGHT CAST IRON PIPE WITH BELL AND SPIGOT ENDS AND ONE PIECE NEOPRENE INSERT TYPE GASKET. USE PVC SCHEDULE 40 OR ABD DWV PIPES AND FITTINGS WHERE PERMITTED BY CODE. ALL PIPING ABOVE GRADE MAY HAVE HUBLESS FITTINGS. PLASTIC PIPING SHALL NOT BE USED IN RETURN AIR PLENUM. COORDINATE THIS REQUIREMENT WITH HVAC CONTRACTOR PRIOR TO INSTALLATION.
- CONTRACTOR SHALL FIELD VERIFY INVERT ELEVATIONS OF ALL NEW AND EXISTING SANITARY SEWERS PRIOR TO ROUGH-IN.
- NEW SEWERAGE LINES 3-INCH AND SMALLER SHALL BE SLOPED 1/4" PER FOOT AND LINES 4-INCH AND LARGER SHALL BE SLOPED 1/8" PER FOOT.
- ELEVATION OF ALL FLOOR DRAINS SHALL BE HELD 1/2" BELOW FINISH FLOOR TILE.
- ALL CLEANOUTS SHALL BE INSTALLED FLUSH WITH FINISHED GRADE/FINISHED FLOORS.
- HOLD ALL PLUMBING VENTS A MINIMUM OF 10'-0" FROM OUTSIDE AIR INTAKES. WHERE STATE OR LOCAL CODES REQUIRE MORE SEPARATION, P.C. SHALL OFFSET TO MEET THE MORE STRINGENT CODE ON HVAC EQUIPMENT. COORDINATE LOCATION WITH M.C.

WATER PIPING:

- POTABLE WATER PIPING AND FITTINGS ABOVE GRADE SHALL BE ASTM B88 COPPER WATERTUBE, TYPE "L". HARD DRAWN WITH COPPER PRESSURE TYPE FITTINGS, ANSI B16.22. THE JOINTS SHALL BE SOLDERED TYPE USING ASTM B32, ALLOY GADE 95A (95-5) SOLDER. DOMESTIC WATER PIPING BELOW GRADE SHALL BE TYPE "M" SOFT TEMPERED COPPER.
- INSTALL 1" FOAM RUBBER INSULATION ON ALL HOT AND COLD WATER PIPING BELOW AND ABOVE GRADE. ALL JOINTS IN INSULATION ARE TO BE TAPED.
- ALL DOMESTIC WATER PIPING SHALL BE DISINFECTED PRIOR TO USE BY BUILDING OCCUPANT. PLUMBING CONTRACTOR SHALL DISINFECT PER REQUIREMENTS OF LOCAL HEALTH DEPT., STATE/LOCAL PLUMBING CODE.
- ALL PLUMBING HOSE BIBBS OR VALVES WITH THREADED CONNECTIONS SHALL BE PROVIDED WITH VACUUM BREAKERS AND APPROVED MEANS OF BACK-FLOW PREVENTION AS REQUIRED BY STATE AND LOCAL CODES.
- PROVIDE SHUT-OFF VALVES ON ALL EQUIPMENT AND STOP COCKS IN HOT AND COLD WATER PIPING FIXTURES.
- PLUMBING CONTRACTOR SHALL PROVIDE DIELECTRIC UNIONS AT ALL PIPING CONNECTIONS WHERE DISSIMILAR PIPING IS JOINED.
- ALL HOT AND COLD WATER, WASTE, AND VENT PIPING TO BE SUPPORTED PER LOCAL PLUMBING CODE.
- PROVIDE TEMPERED HOT WATER DEVICES, SET TO 110° F.
- PROVIDE AND INSTALL A 1/8 HP CIRCULATING PUMP WITH TIMER FOR THE HOT WATER SYSTEM.

DAMMON
ENGINEERING, INC.
Architects & Engineers



dammoneng.com
dave@dammoneng.com
PHONE: 905-649-5032
FAX: 905-641-9950
CHIEF ENGINEER: BRADLET DANAYON, P.E.
CHIEF ARCHITECT: KEVIN KIRCHEN
554 OLD SPANISH TRAIL
SUDBURY, ONT. L4H 1V5

WOODHOUSE SPA
THE HIGH GROVES APARTMENTS
BATON ROUGE, LA

JOB No: 2163 DATE: 5/14/2013 CHECKED BY: KJK
DRAWN BY: JCT

#	DESCRIPTION	DATE
1	REVISION #1	5/23/2013

NOTES &
RISER
DIAGRAMS

SHEET No: 14 OF 15

P-3