ABBREVIATIONS

SYMBOLS USED AS ABBREVIATIONS:

∠	ANGLE
℄	CENTERLINE
[	CHANNEL
d	PENNY
⊥	PERPENDICULAR
ℙ	PLATE
Ø	ROUND

ABBREVIATIONS:

A	FRESH AIR
ABV	ABOVE
A/C	AIR CONDITIONING
ACT	ACOUSTICAL TILE
ADD	ADDENDUM
ADH	ADHESIVE
ADJ	ADJUSTABLE
AFF	ABOVE FINISHED FLOOR
AGG	AGGREGATE
ALT	ALTERNATE
ALUM	ALUMINUM
ANC	ANCHOR
ANOD	ANODIZED
ARCH	ARCHITECTURAL
ASPH	ASPHALT
AUTO	AUTOMATIC
BC	BRICK COURSE
BD	BOARD
BEL	BELOW
BG	BUMPER GUARD
BJT	BED JOINT
BIT	BITUMINOUS
BLDG	BUILDING
BLK	BLOCK
BLKG	BLOCKING
BM	BENCH MARK
BO	BY OTHERS
BOT	BOTTOM
BRG	BEARING
BRDG	BRIDGE/BRIDGING
BS	BOTH SIDES
BW	BOTH WAYS
CAB	CABINET
CCTV	CLOSED CIRCUIT TELEVISION
CEM	CEMENT/CEMENTITIOUS
CER	CERAMIC
CFLG	COUNTERFLASHING
CG	CORNER GUARD
CHBD	CHALKBOARD
CJT	CONTROL JOINT
CK	CAULKING
CLG	CEILING
CLR	CLEAR
CLL	CONTRACT LIMIT LINE
CMU	CONCRETE MASONRY UNIT
CNTR	COUNTER
COL	COLUMN
COMB	COMBINATION
COMP	COMPOSITION
CONC	CONCRETE
CONST	CONSTRUCTION
CONT	CONTINUOUS
CONTR	CONTRACT(OR)
CORR	CORRUGATED
CPT	CARPET(ED)
CRC	COLD ROLLED CHANNEL
CRS	COURSE(S)
CS	COUNTERSINK
CSWK	CASEWORK
CT	CERAMIC TILE
CTR	CENTER
CTRK	CURTAIN TRACK
CTSK	COUNTERSINK SCREW
CUB C	CUBICAL CURTAIN
D	DRAIN
DBL	DOUBLE
DEMO	DEMOLISH
DEP	DEPRESSED
DIAG	DIAGONAL
DIAM	DIAMETER
DIM	DIMENSION
DISP	DISPENSER
DIV	DIVISION
DPR	DAMPER
DS	DOWNSPOUT
DTA	DOVETAIL ANCHOR
DTL	DETAIL
DTS	DOVETAIL ANCHOR SLOT
DW	DISHWASHER
DWR	DRAWER
DWG	DRAWING
E	EAST
EA	EACH
EB	EXPANSION BOLT
EJ	EXPANSION JOINT
EL	ELEVATION
ELEC	ELECTRICAL
ELEV	ELEVATOR
EMER	EMERGENCY
ENC	ENCLOSURE
EO	ELECTRICAL OUTLET
EP	ELECTRICAL PANELBOARD
EQ	EQUAL
EQPM	EQUIPMENT
ETR	EXISTING TO REMAIN
EWC	ELECTRIC WATER COOLER
EWH	ELECTRIC WATER HEATER
EXH	EXHAUST
EXMP	EXPANDED METAL PLATE
EXP	EXPOSED
EXST	EXISTING
EXT	EXTERIOR
FA	FIRE ALARM
FAS	FASTEN
FB	FACE BRICK
FBD	FIBERBOARD
FBO	FURNISHED BY OTHERS
FD	FLOOR DRAIN
FE	FIRE EXTINGUISHER
FEC	FIRE EXTINGUISHER AND CABINET
FF	FACTORY FINISH
FFL	FINISHED FLOOR LINE
FHC	FIRE HOSE CABINET
FIN	FINISH(ED)
FJT	FLUSH JOINT
FLG	FLASHING
FLR	FLOOR
FLUOR	FLUORESCENT
FLX	FLEXIBLE
FND	FOUNDATION
FOC	FACE OF CONCRETE
FOF	FACE OF FINISH
FOM	FACE OF MASONRY
FOS	FACE OF STUDS
FPL	FLOOR PLATE
FR	FRAMED/FRAMING
FRC	FIRE-RESISTANT COATING
FRG	FORGED
FRT	FIRE-RETARDANT
FTG	FOOTING
FUR	FURRED
GA	GAUGE
GALV	GALVANIZED
GC	GENERAL CONTRACTOR
GD	GRADE
GF	GROUND FACE
GI	GALVANIZED IRON
GKT	GASKET
GL	GLASS/GLAZING
GP	GALVANIZED PIPE
GPL	GYPSUM LATH
GPPL	GYPSUM PLASTER
GSS	GALVANIZED STEEL SHEET
GT	GROUT
GVL	GRAVEL
GWB	GYPSUM WALL BOARD
HB	HOSE BIB
HBD	HARDBOARD
H/C	HANDICAPPED
HC	HOLLOW CORE
HCJ	HORIZONTAL CONTROL JOINT
HDR	HEADER
HDW	HARDWARE
HJT	HEAD JOINT
HM	HOLLOW METAL
HOR	HORIZONTAL
HPT	HIGH POINT
HR	HANDRAIL
HT	HEIGHT
HTG	HEATING
HVAC	HEATING/VENTILATING/AIR CONDITIONING
HWD	HARDWOOD
ID	INSIDE DIAMETER
INCL	INCLUDE(D)(ING)
INSF	INSULATING FILL
INSUL	INSULATE(D)/INSULATION
INT	INTERIOR
INTM	INTERMEDIATE
INV	INVERT
IPS	IRON PIPE SIZE
J	JOIST
JF	JOINT FILLER
JT	JOINT
KIT	KITCHEN
KO	KNOCKOUT
KPL	KICKPLATE
L	LENGTH
LAB	LABORATORY
LAD	LADDER
LAM	LAMINATE(D)
LAV	LAVATORY
LB	LAG BOLT
LBL	LABEL
LC	LIGHT CONTROL
LH	LEFT HAND
LL	LIVE LOAD
LP	LIGHTPROOF
LPT	LOW POINT
LST	LIMESTONE
LT	LIGHT
LTL	LINTEL
LVR	LOUVER
LW	LIGHTWEIGHT
LWC	LIGHTWEIGHT CONCRETE
MAS	MASONRY
MATL	MATERIAL(S)
MAX	MAXIMUM
MB	MACHINE BOLT
MBR	MEMBER
MDF	MEDIUM DENSITY FIBERBOARD
MDO	MEDIUM DENSITY OVERLAY
MECH	MECHANIC(AL)
MED	MEDIUM
MET	METAL
MFR	MANUFACTURE(ER)
MH	MANHOLE
MICRO	MICROWAVE
MIN	MINIMUM
MIR	MIRROR
MISC	MISCELLANEOUS
MMB	MEMBRANE
MO	MASONRY OPENING
MOV	MOVABLE
MTMT	MOUNT(ED)(ING)
MULL	MULLION
MWK	MILLWORK
N	NORTH
NAT	NATURAL
NIC	NOT IN CONTRACT
NL	NAILABLE
NMT	NONMETALLIC
NOM	NOMINAL
NR	NOISE REDUCTION
NRC	NOISE REDUCTION COEFFICIENT
NTS	NOT TO SCALE
OA	OVERALL
OC	ON CENTER(S)
OD	OUTSIDE DIAMETER
OFCI	OWNER FURNISHED, CONTRACTOR INSTALLED
OFI	OWNER FURN. AND INSTALLED
OH	OVERHEAD
OJ	OPEN-WEB JOIST
OPG	OPENING
OPH	OPPOSITE HAND
OPP	OPPOSITE
PB	PANIC BAR
PERF	PERFORATE(D)
PERI	PERIMETER
PFB	PREFABRICATE(D)
PFN	PREFINISHED
PL	PLATE
P/L	PROPERTY LINE
PLAM	PLASTIC LAMINATE
PLAS	PLASTER
PNL	PANEL
PRF	PREFORMED
PRL	PROPERTY LINE
PSF	POUNDS PER SQUARE FOOT
PSI	POUNDS PER SQUARE INCH
PTD	PAINT(ED)
PT	POINT
P DISP	PAPER TOWEL DISPENSER
PTN	PARTITION
PTR	PAPER TOWEL RECEPTACLE
PV	PAVE(D)(ING)
PVC	POLYVINYL CHLORIDE
PVMT	PAVEMENT
QT	QUARRY TILE
R	RISER
RA	RETURN AIR
RAD	RADIUS
RB	RUBBER BASE
RBT	RABBET
RD	ROOF DRAIN
REF	REFERENCE
REFR	REFRIGERATOR
REG	REGISTER
REINF	REINFORCE(D)(ING)
RES	RESILIENT
RET	RETURN
REV	REVISION(S)/REVISED
RFL	REFLECT(ED)(IVE)(OR)
RH	RIGHT HAND
RL	RAIL(ING)
RM	ROOM
RO	ROUGH OPENING
ROW	RIGHT OF WAY
RT	RUBBER TILE
RWC	RAINWATER CONDUCTOR
S	SOUTH
SC	SOLID CORE
SCH	SCHEDULE
SD	STORM DRAIN
S DISP	SOAP DISPENSER
SEC	SECTION
SG	SHEET GLASS
SH	SHELF/SHELVING
SHO	SHORE(D)(ING)
SHT	SHEET
SHTH	SHEATHING
SIM	SIMILAR
SL	SLEEVE
SNT	SEALANT
SP	SOUNDPROOF
SPC	SPACER
SPEC	SPECIFICATION(S)
SPKR	SPEAKER
SPL	SPECIAL
SQ	SQUARE
SSK	SERVICE SINK
SST	STAINLESS STEEL
ST	STEEL
STD	STANDARD
STG	SEATING
STO	STORAGE
STR	STRUCTURAL
STSM	STANDING SEAM
SUS	SUSPENDED
SV	SHEET VINYL
SYM	SYMMETR(Y)(ICAL)
SYN	SYNTHETIC
SYS	SYSTEM
T	TREAD
TB	TOWEL BAR
TEL	TELEPHONE
THK	THICKNESS
THR	THRESHOLD
TKBD	TACKBOARD
TOL	TOLERANCE
TOS	TOP OF STEEL
TPD	TOILET PAPER DISPENSER
TRI	TRIPLE
TSL	TOP OF SLAB
TV	TELEVISION
TW	TOP OF WALL
TYP	TYPICAL
UC	UNDERCOUNTER
UNF	UNFINISHED
UON	UNLESS OTHERWISE NOTED
UR	URINAL
UT	UNDERCUT
VB	VAPOR BARRIER
VCJ	VERTICAL CONTROL JOINT
VCT	VINYL COMPOSITION TILE
VERT	VERTICAL
VF	VINYL FABRIC
VIF	VERIFY IN FIELD
VIN	VINYL
VJ	V-JOINT(ED)
VNR	VENEER
VOJ	VERIFY ON JOB
VR	VAPOR BARRIER
VRM	VERMICULITE
VWB	VINYL WALL BASE
VT	VINYL TILE
W	WEST
W/	WITH
WB	WOOD BASE
WC	WATER CLOSET
WD	WOOD
WH	WALL HUNG
WM	WIRE MESH
WP	WATERPROOFING
WPT	WORKING POINT
WS	WATERSTOP
WSCT	WAINSCOT
WWF	WELDED WIRE FABRIC

SYMBOLS

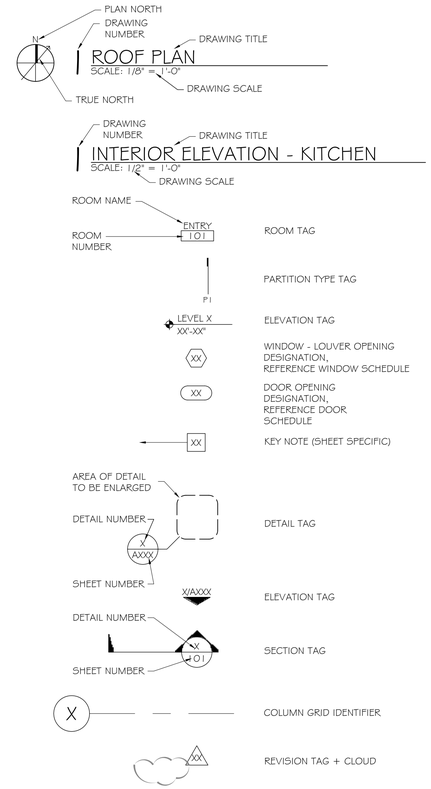

MATL. DESIGNATIONS

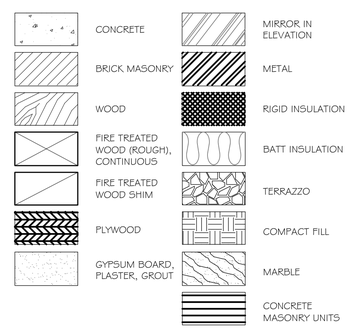

VICINITY MAP

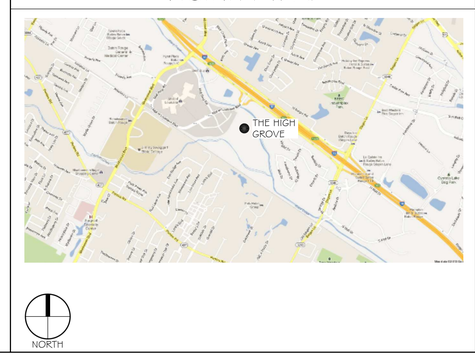

PROJECT STATISTICS

SQUARE FOOTAGE	
MERCHANTILE OCCUPANCY	573
BUSINESS OCCUPANCY	4,238
TOTAL ENCLOSED SPACE	4,811

PROJECT LOCATION:
THE HIGH GROVE APARTMENTS
SUITE A
BATON ROUGE, LA

OWNER:
ERIN WARNER
WOODHOUSE SPA
7916 INTERSTATE 10 SERVICE ROAD #230
SLIDELL, LA 70461

GENERAL NOTES

1. ALL MATERIALS AND WORK, INCIDENTAL TO THE CONSTRUCTION OF THIS PROJECT, SHALL CONFORM TO ALL GOVERNING CODES, AND REGULATIONS OF AGENCIES IN AUTHORITY.
2. CONTRACTOR SHALL PROVIDE ALL PUBLIC PROTECTIONS NECESSARY AS REQUIRED BY LAW.
3. THE DRAWINGS, SPECIFICATIONS AND ANY SUBSEQUENTLY ISSUED ADDENDA, AMENDMENTS OR SUCH CHANGE ORDERS APPROVED BY THE OWNER AND THE CONTRACTOR ARE PART OF THESE CONTRACT DOCUMENTS.
4. DO NOT SCALE DRAWINGS. CONSULT WITH THE ARCHITECT REGARDING ANY ITEMS IN THE CONTRACT DOCUMENTS THAT REQUIRE CLARIFICATION.
5. VERIFY LOCATION OF ALL EQUIPMENT WITH THE ARCHITECT, PRIOR TO INSTALLATION.
6. TRASH SHALL BE REMOVED FROM THE SITE NOT LESS THAN TWICE MONTHLY.
7. THE GENERAL CONTRACTOR SHALL VERIFY EXISTING CONDITIONS PRIOR TO COMMENCING WORK AND REPORT ANY AND ALL DISCREPANCIES TO THE ARCHITECT.
8. CONTRACTOR VEHICLES AND EQUIPMENT NECESSARY FOR CONSTRUCTION MAY BE PARKED ON THE SITE. OTHER VEHICLES PARKED ON THE SITE REQUIRE THE OWNER'S PERMISSION.
9. WORK INDICATED AS 'NOT IN CONTRACT', 'NIC', OR 'BY OTHERS', SHALL BE PERFORMED BY OWNER'S SEPARATE CONTRACTORS. THE GENERAL CONTRACTOR SHALL COOPERATE TO THE FULLEST EXTENT WITH ALL OTHER CONTRACTORS AND ASSIST IN COORDINATING THE WORK BY SEPARATE CONTRACTORS WITH THE WORK OF THIS CONTRACT.
10. NAMING A CERTAIN BRAND, MAKE OR MANUFACTURER IS TO DESIGNATE THE GENERAL STYLE, TYPE, CHARACTER AND QUALITY STANDARD OF THE PRODUCT DESIRED. SUBSTITUTION REQUESTS MUST BE SUBMITTED PRIOR TO BIDDING.
11. ALL MATERIALS/EQUIPMENT SHALL BE INSTALLED PER MANUFACTURER'S RECOMMENDATIONS. WORK NOT CONSISTENT WITH MANUFACTURER'S RECOMMENDATIONS WILL BE REJECTED BY OWNER/ARCHITECT.

SHEET INDEX

SHEET NUMBER	SHEET TITLE
G-1	GENERAL INFORMATION SHEET
G-2	LIFE-SAFETY PLANS
A-1	ARCHITECTURAL FLOOR PLAN
A-2	REFLECTED CEILING PLAN
A-3	OPENINGS, PARTITIONS, INTERIOR ELEVATIONS
A-4	ROOF PLAN
M-1	MECHANICAL PLAN
M-2	MECHANICAL DETAILS
E-1	POWER PLAN
E-2	LIGHTING PLAN
E-3	NOTES & SCHEDULES
P-1	SANITARY SEWER PLAN
P-2	POTABLE WATER PLAN

DAMMON ENGINEERING, INC.
Architects & Engineers
dammoneng@eatel.net
dammoneng.com
PHONE: 985-649-5832
FAX: 985-641-5950
CHIEF ENGINEER: EMMETT DAMMON, P.E.
PROJECT ARCHITECT: KEVIN NINCHEN
5514 ALBERT PIKE, STE. 1
SLIDELL, LA 70458

The above drawings and specifications, designs and arrangements represented thereby, are and shall remain the property of Dammon Engineering, Inc. and are not to be reproduced or used in any way without the express written consent of Dammon Engineering, Inc. Visual contact with these drawings and specifications shall constitute conclusive evidence of acceptance of these restrictions.
Drawings or reproductions not possessed bearing the original signature of Dammon Engineering, Inc. are not valid.

WOODHOUSE SPA
THE HIGH GROVE APARTMENTS
BATON ROUGE, LA

JOB No:	2163	DATE:	4/30/2013
DRAWN BY:	KJK	CHECKED BY:	KJK

REVISIONS

#	DESCRIPTION	DATE

GENERAL INFORMATION SHEET

SHEET No: 1 OF 15

G-1