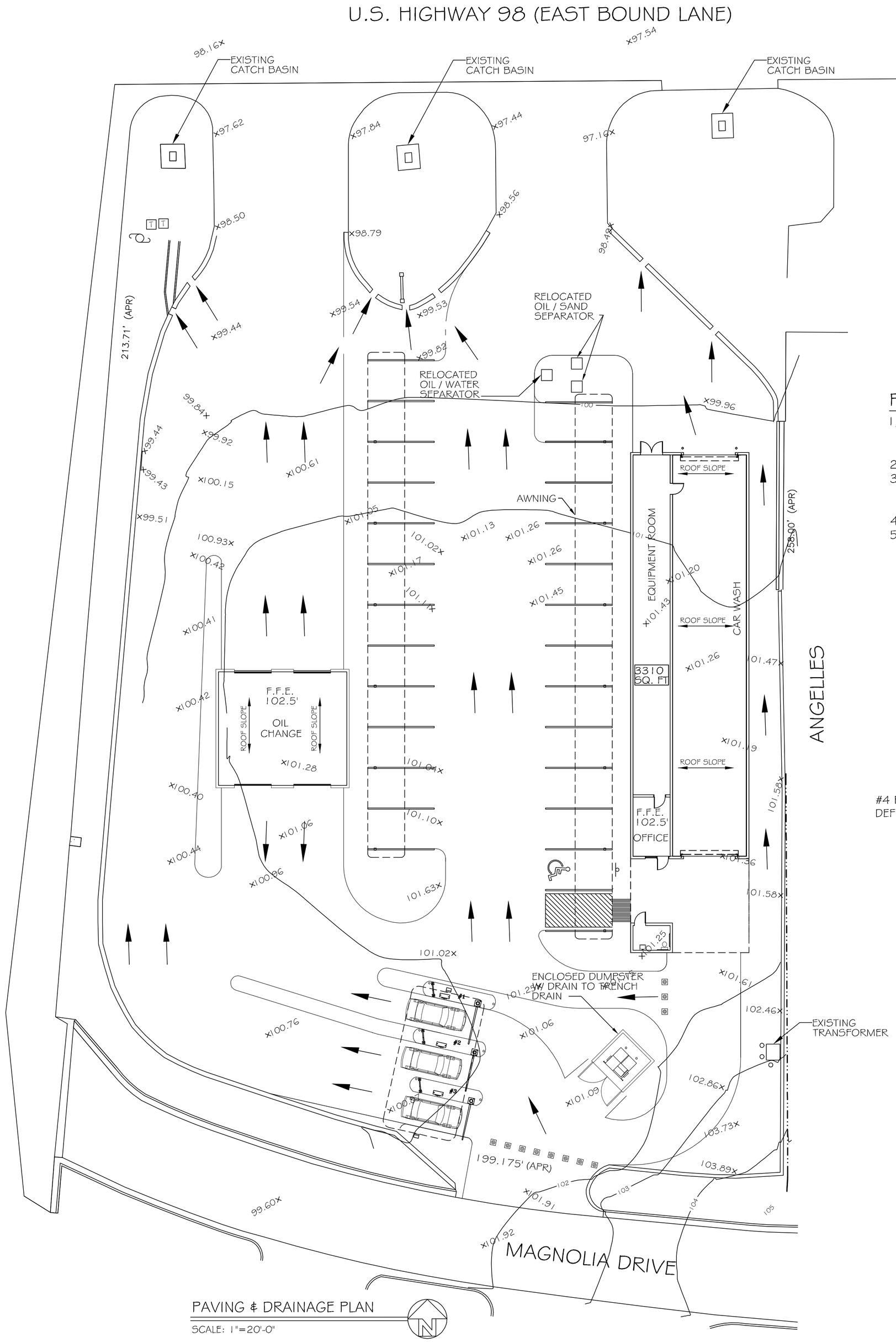

PAVING & DRAINAGE PLAN

SCALE: 1"=20'-0"

LEGEND

- SLOPE LINES
x00.00' - EXISTING ELEVATIONS

NOTE:
ALL WATER SHALL SHEET FLOW INTO THE EXISTING CATCH BASINS LOCATED AT FRONT OF PROPERTY.

PAVING NOTES:

1) ALL NEW CONCRETE SHALL SHALL HAVE A MINIMUM COMPRESSIVE STRENGTH OF 4,000 PSI AT 28 DAYS AND A MINIMUM THICKNESS OF 6". CONCRETE MIX SHALL BE IN ACCORDANCE WITH THE LATEST REVISION OF ASTM C-150 TYPE 1.
2) ALL REINFORCING STEEL SHALL MEET ASTM-A615 (GRADE 60).
3) ALL REINFORCING STEEL SHALL BE SECURELY SUPPORTED TO PREVENT BOTH VERTICAL AND HORIZONTAL MOVEMENT DURING CONCRETE PLACEMENT. ALL CONTROL AND EXPANSION JOINTS SHALL BE LOCATED AND INSTALLED AS SHOWN ON THE PAVING PLAN AND IN ACCORDANCE WITH THE MANUFACTURER'S RECOMMENDATIONS.
4) ALL SUB GRADE FILL SHALL BE COMPACTED TO 95% PROCTOR.
5) ALL NEW PAVING SHALL MATCH EXISTING TO ALLOW PROPER SHEET FLOW OF WATER TO THE NORTH CATCH BASINS.

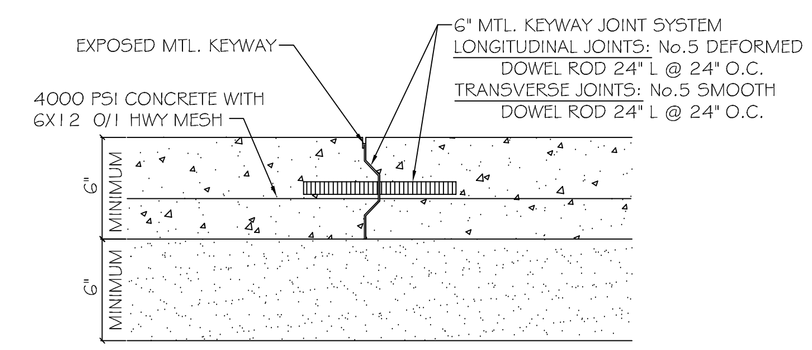

PAVEMENT JOINT DETAIL
N.T.S.

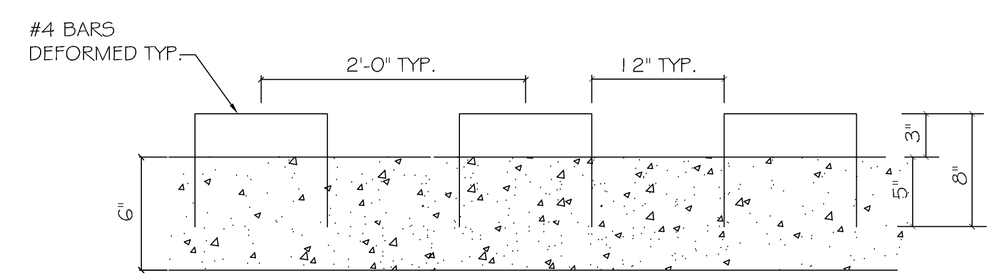

CURB DOWELS
N.T.S.

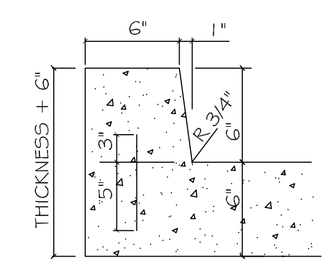

6" BARRIER CONCRETE CURB
N.T.S.

DAMMON ENGINEERING, INC.
dammonengineering.com
dammon@bellsouth.net
PHONE: 985-649-5832
FAX: 985-641-5950
CHIEF ENGINEER: EMMETT DAMMON, P.E.
5544 SOUTH TRAL
SLIDELL, LA 70458

RAINFOREST CARWASH
5023 HARDY ST.
HATTIESBURG, MISSISSIPPI

JOB No:	2176	DATE: 06-28-2013
DRAWN BY:	JCT	CHECKED BY: CD

The above drawings and specifications, designs and arrangements represented thereby are and shall remain the property of Dammon Engineering and are not to be loaned, copied or disclosed to others without prior written consent. Any use of these drawings and specifications other than for the specified project, shall constitute conclusive evidence of acceptance of these restrictions.

#	DESCRIPTION	DATE
	REVISIONS	

PAVING & DRAINAGE PLAN

SHEET No: 3 OF 22

C-2