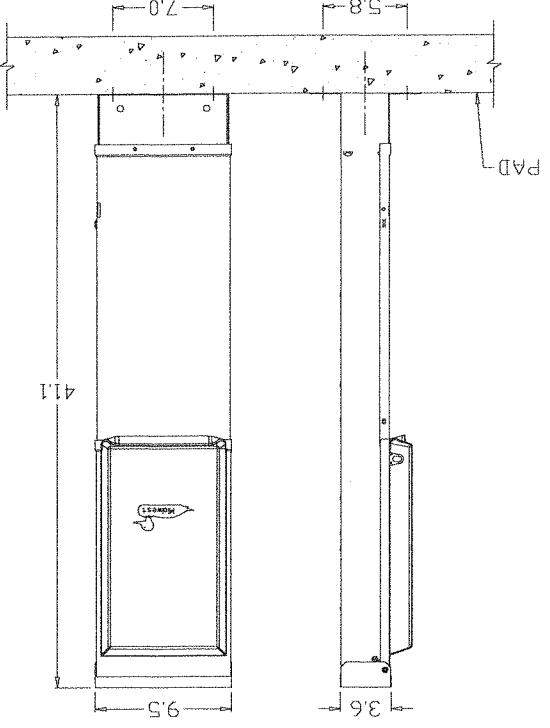
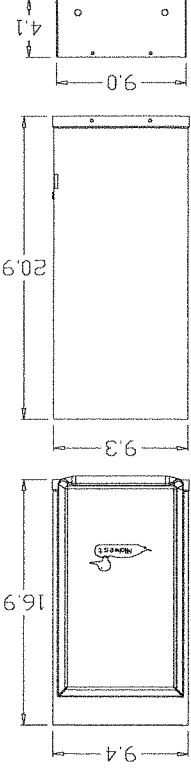
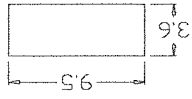
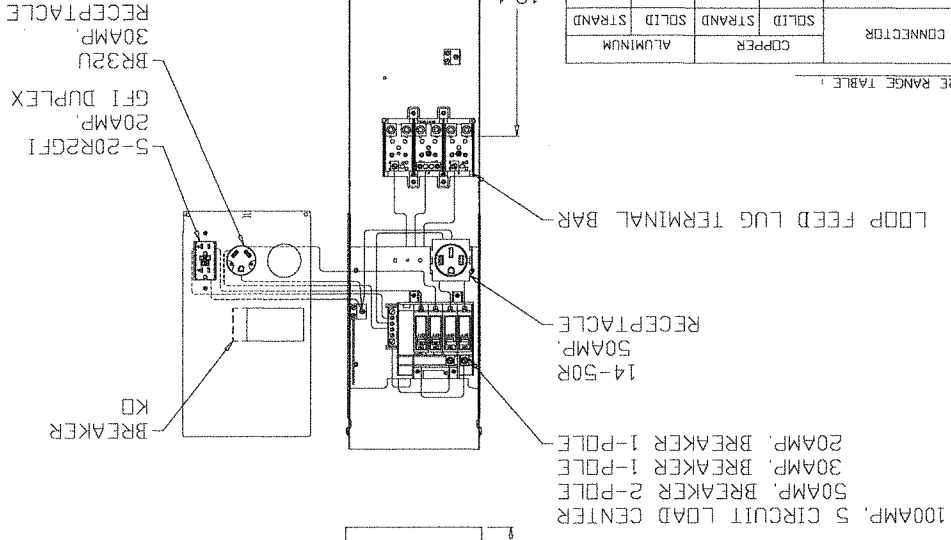
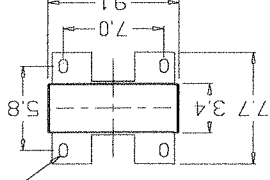


CONNECTOR		WIRE RANGE TABLE 1			
	COPPER	ALUMINUM			
LINE	SOLID STRAND	SOLID STRAND	14-8	14-1/0	12-8
LOAD	---	---	14-10	14-10	12-10
NEUTRAL	---	---	14-4	14-4	12-4
EQUIP. GRND.	---	---	12-8	12-8	12-2
POST LINE CONNECTORS	---	---	#1-300	#1-300	KCMIL
EQUIP. GRND.	---	---	12-8	12-2	12-2
POST LINE CONNECTORS	---	---	#1-300	#1-300	KCMIL
EQUIP. GRND.	---	---	12-2	12-2	12-2

9/16" x 15/16"
DRROUND MOUNTING
HOLE (4X)



NOTES: PAD MOUNTED POST

MIDWEST ELECTRIC PRODUCTS, INC.
Mankato, MN
Midwest
DR. BY: JOE
Ch. BY:
CR: R0815611

* = Critical to Quality
Unless Otherwise Specified
AutoCAD Generated
SCALE 1:1
SIZE
SHEET 1 OF 1
Dwg No. 198B8604

U075CP4010
OUTLINE DRAWING

SH100

Rev. 1 CR R0815611 DE 3-12-08