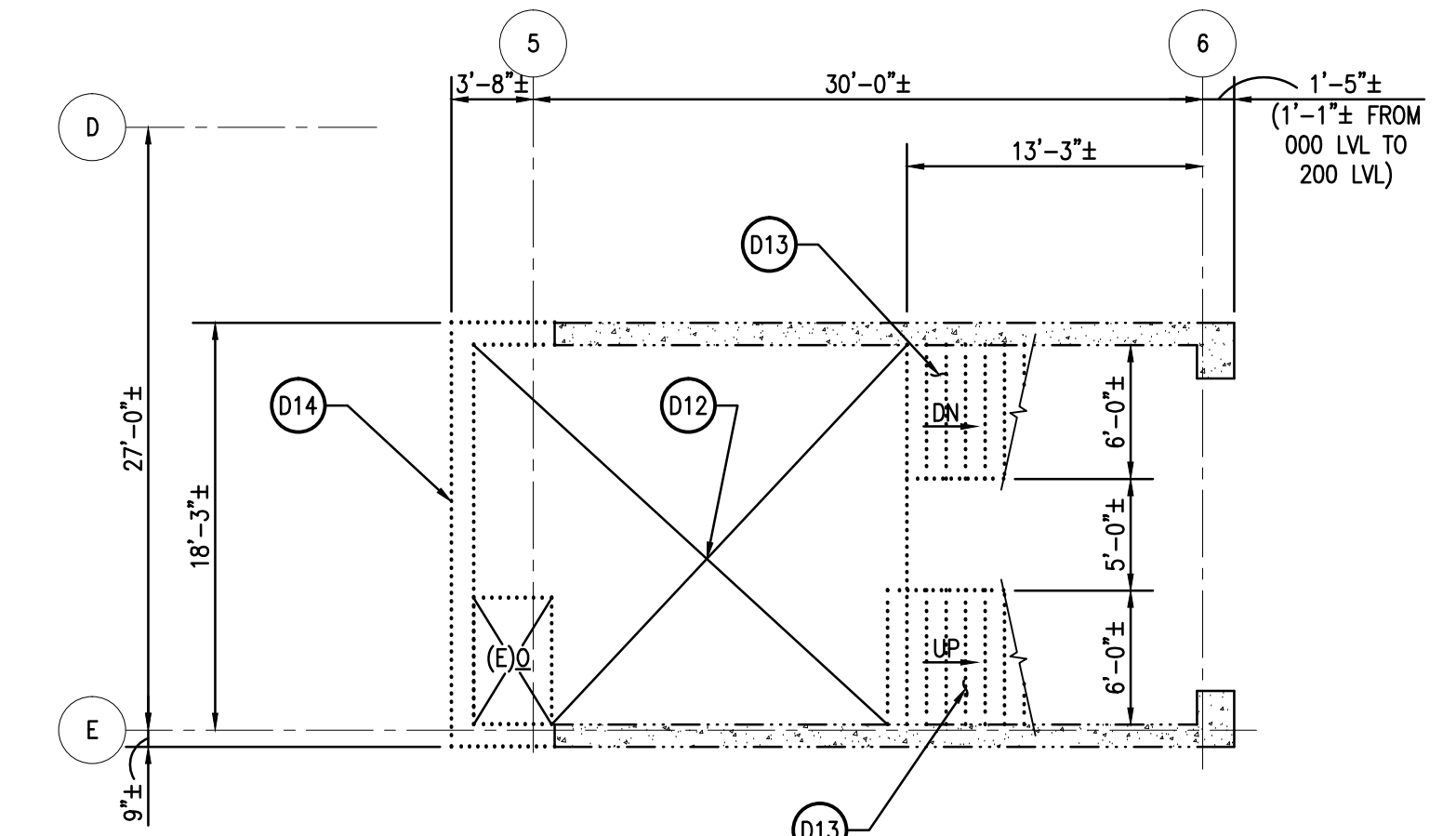
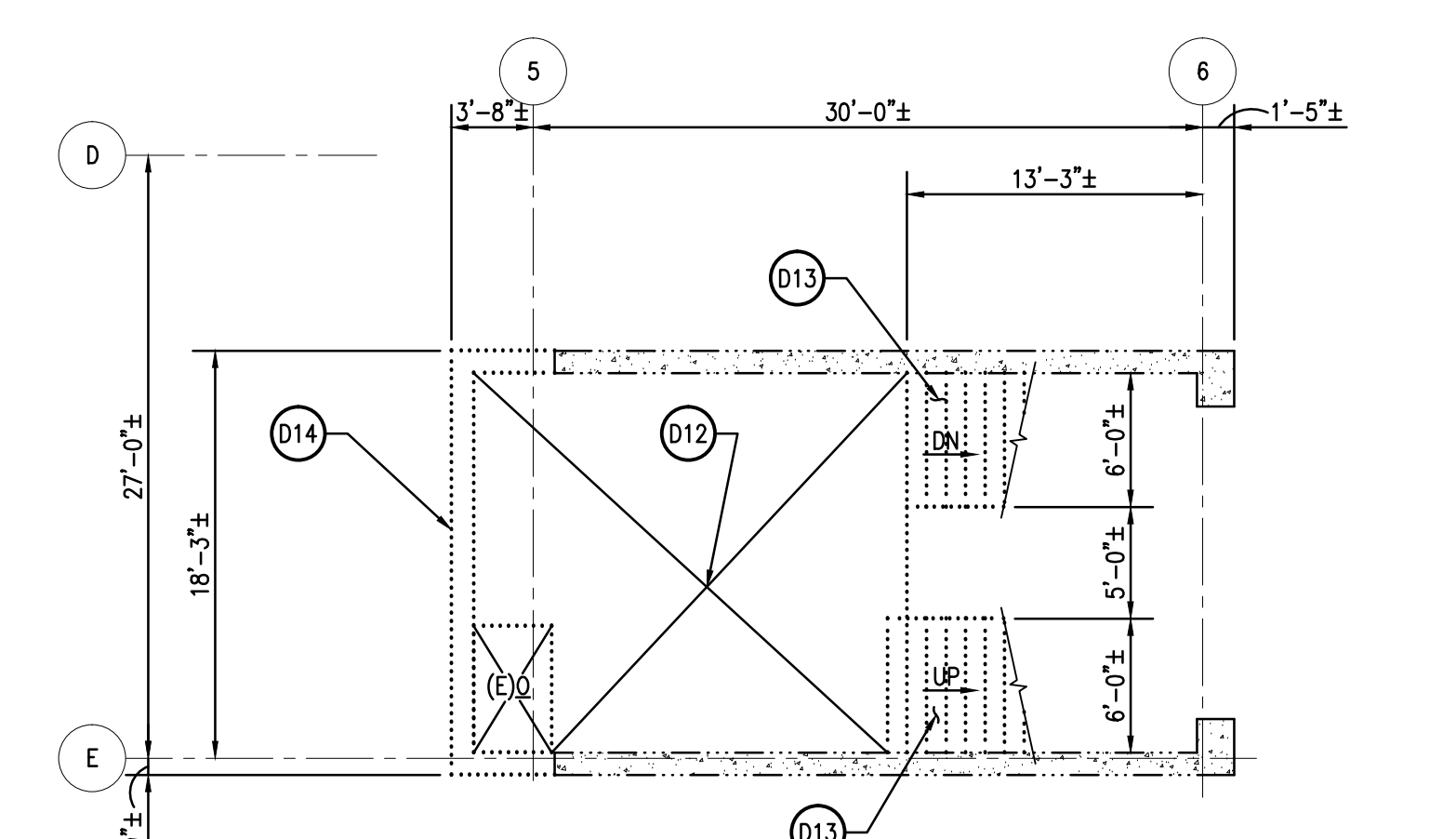


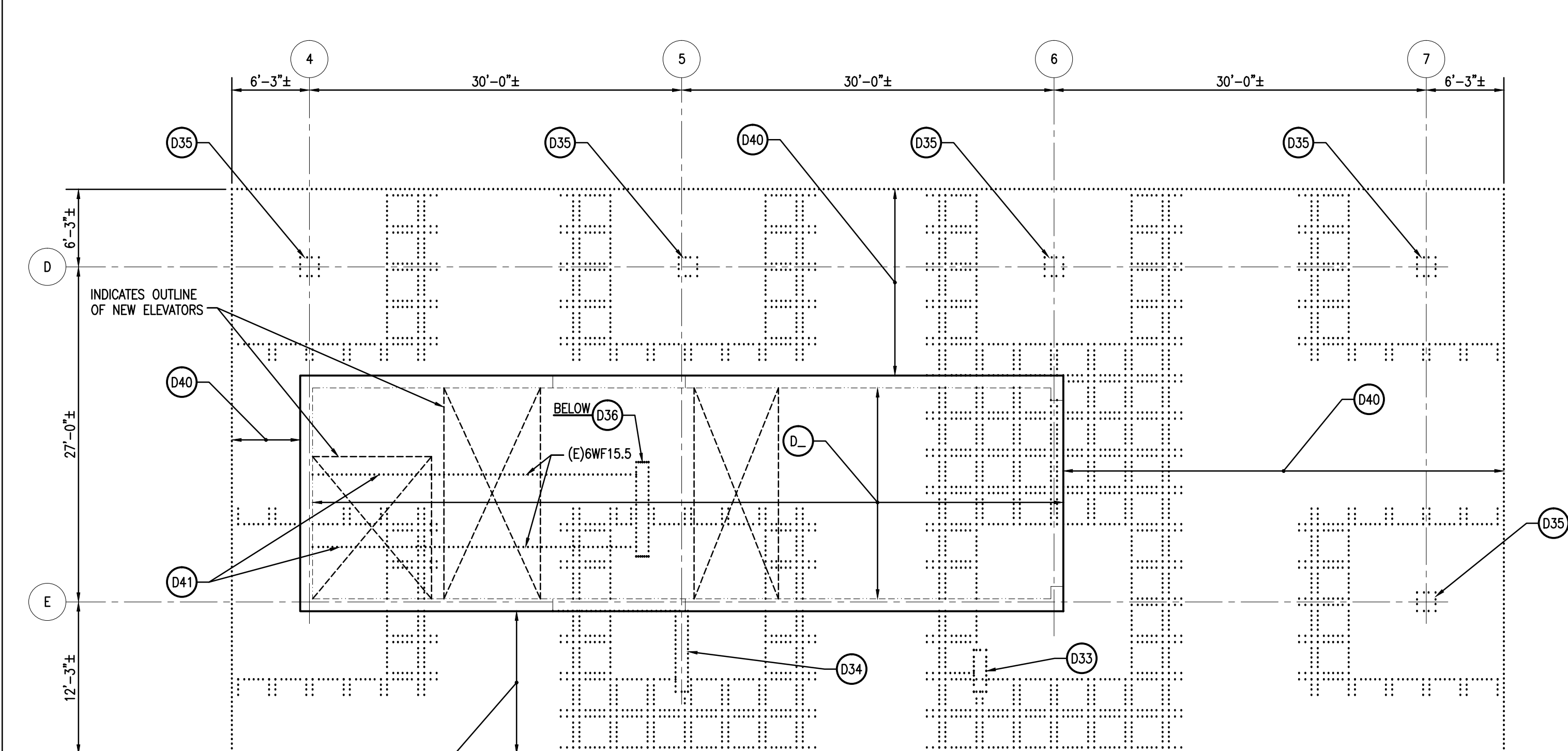
2 EXISTING ELEVATOR EQUIPMENT ROOM DEMOLITION PLAN 1/8"=1'-0"



3 EXISTING MEN'S TOILET ROOM DEMOLITION PLAN 1/8"=1'-0"



4 EXISTING WOMEN'S TOILET ROOM DEMOLITION PLAN 1/8"=1'-0"



5 EXISTING PENTHOUSE ROOF DEMOLITION PLAN 1/8"=1'-0"

6 DEMOLITION NOTES (600 LEVEL, ELEVATOR EQUIP. ROOM, MEN'S TOILET, WOMEN'S TOILET, & PENTHOUSE ROOF)

- D01 - INDICATES EXISTING 9" CONC. STAR LANDING TO BE REMOVED.
- D02 - INDICATES EXISTING CONC. STAR TO BE REMOVED.
- D03 - INDICATES REMOVAL OF EXISTING 12" CONC. WALL FOR NEW ELEVATOR DOOR OPENING.
- D04 - INDICATES EXISTING 10" WIDE BY 10" HIGH CONC. CURB TO BE REMOVED.
- D05 - INDICATES EXISTING 18"x18"x1'-6" CONC. COLUMN EXTENSION TO BE REMOVED.
- D06 - INDICATES EXISTING 12" 1/2" SHAPED OR 1" SHAPED BY 3'-6" CONC. COLUMN EXTENSION & 4" CONC. CAP SLAB TO BE REMOVED.
- D07 - INDICATES REMOVAL OF EXISTING 12" CONC. WALL FROM TOP OF FLOOR TO EXISTING ELEVATOR MACHINE ROOM EL. 66'-0".
- D08 - INDICATES EXISTING 12"x40" CONC. COLUMN TO BE REMOVED.
- D09 - INDICATES EXISTING 12"x78" CONC. COLUMN TO BE REMOVED.
- D10 - INDICATES EXISTING 18"x18" CONC. COLUMN TO BE REMOVED.
- D11 - INDICATES EXISTING 12" CONC. WALL TO BE REMOVED FULL HEIGHT.
- D12 - INDICATES REMOVAL OF EXISTING 12" CONC. WALL FROM EXISTING ELEVATOR MACHINE ROOM EL. 66'-0" TO EL. 71'-0".
- D13 - INDICATES EXISTING 4" CONC. MACHINE ROOM SLAB TO BE REMOVED. REMOVAL OF EXISTING SLAB SHALL BE COORDINATED WITH REMOVAL OF EXISTING ELEVATORS AND INSTALLATION OF NEW ELEVATORS.
- D14 - INDICATES EXISTING STEEL ELEVATOR MACHINE BEAM TO BE REMOVED.
- D15 - INDICATES EXISTING CONC. WAFFLE SLAB ROOF TO BE REMOVED.
- D16 - INDICATES EXISTING STEEL ELEVATOR HOIST BEAM TO BE REMOVED.
- D17 - INDICATES EXISTING CONC. WAFFLE SLAB ROOF OVER EXISTING ELEVATOR CORE TO BE REMOVED. REMOVAL OF EXISTING ROOF SHALL BE COORDINATED WITH REMOVAL OF EXISTING ELEVATORS AND INSTALLATION OF NEW ELEVATORS.
- D18 - INDICATES EXISTING 9" CONC. STAR LANDING TO BE REMOVED. REMOVAL OF EXISTING SLAB SHALL BE COORDINATED WITH REMOVAL OF EXISTING ELEVATORS AND INSTALLATION OF NEW ELEVATORS.

1 EXISTING 600 LEVEL DEMOLITION PLAN 1/8"=1'-0"

1 EXISTING 600 LEVEL DEMOLITION PLAN 1/8"=1'-0"

1 EXISTING 600 LEVEL DEMOLITION PLAN 1/8"=1'-0"

1 EXISTING 600 LEVEL DEMOLITION PLAN 1/8"=1'-0"

1 EXISTING 600 LEVEL DEMOLITION PLAN 1/8"=1'-0"

1 EXISTING 600 LEVEL DEMOLITION PLAN 1/8"=1'-0"

1 EXISTING 600 LEVEL DEMOLITION PLAN 1/8"=1'-0"

1 EXISTING 600 LEVEL DEMOLITION PLAN 1/8"=1'-0"

No.	Date	Issue	No.	Date	Issue
1	12.23.10	SD PRICING SET			
2	01.18.11	100% SD SET			
3	05.18.11	LNO Meeting			
4	09.15.11	100% DD/ PRICING			

MORPHY CONSULTING ENGINEERS
 336 N. Jeff Davis Pkwy.
 New Orleans, LA 70119
 TEL: (504) 488-1317
 FAX: (504) 488-9924
 WEB: www.mci-eng.com

MAKOFSKY INCORPORATED JOB NO. 10128

Holabird & Root / Holly & Smith LLC expressly disclaims any responsibility arising from any unauthorized use of these plans, drawings and notes. Any authorization must be in writing.

This drawing copy may have been reproduced at a size different than originally drawn. The Owner and Architect assume no responsibility for use of incorrect scale. Drawings are not to be scaled.

Not published - All rights reserved.

HOLABIRD & ROOT | **HOLLY & SMITH LLC**

140 South Dearborn Avenue Suite 500 Chicago, IL 60660
 312.357.1771 (toll) 312.357.1909 (fax)
 www.holabird.com

541 Julia Street Suite 201 New Orleans, LA 70130
 504.585.1315 (toll) 504.585.1316 (fax)
 www.hollyandsmith.com

Project Number	15248.00
Drawn	RAB
Checked	JAS
Proj. Arch./Eng.	JAS

LOYOLA UNIVERSITY NEW ORLEANS
Monroe Hall Renovation

Project Name

EXISTING 600 LEVEL AND MISC. LEVELS DEMOLITION PLANS
 Sheet Name

Drawing No. **DS2-6**

PRELIMINARY
 NOT FOR CONSTRUCTION