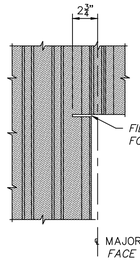

PANEL CUTTING DETAIL
(DuraRib Shown)

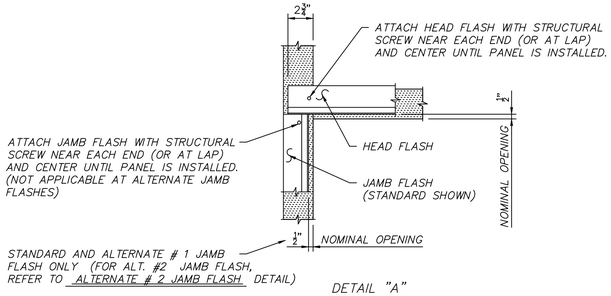

DETAIL "A"
("OPTIONAL" CHANNEL CLOSURE TRIM NOT SHOWN IN DETAIL)

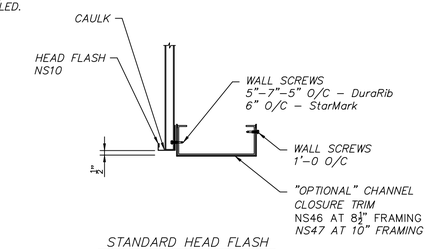

STANDARD HEAD FLASH

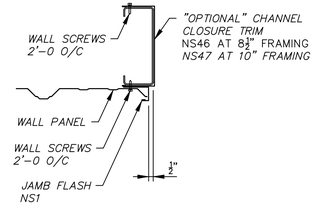

STANDARD JAMB FLASH
DuraRib Wall Panel

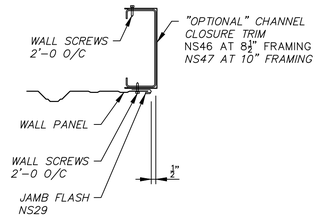

ALTERNATE # 1 JAMB FLASH
DuraRib Wall Panel

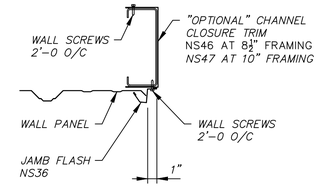

ALTERNATE # 2 JAMB FLASH
DuraRib Wall Panel

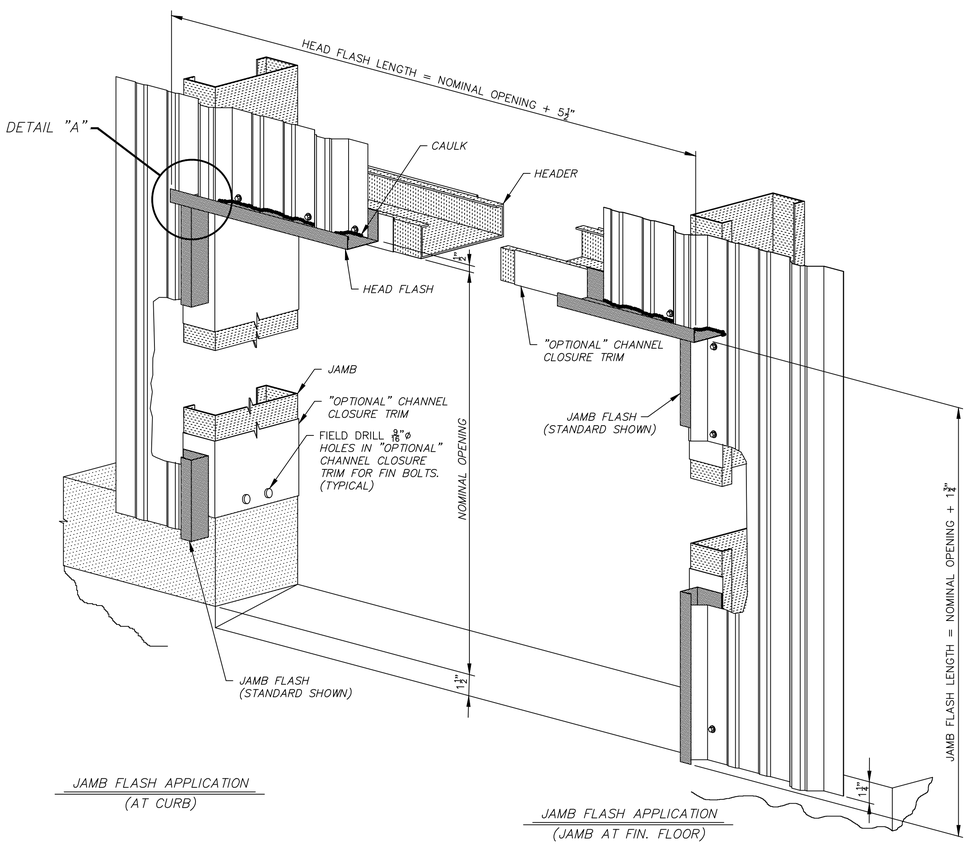

JAMB FLASH APPLICATION
(AT CURB)

JAMB FLASH APPLICATION
(JAMB AT FIN. FLOOR)

TYPICAL FRAMED OPENING FLASH
(DuraRib Shown, StarMark Similar)

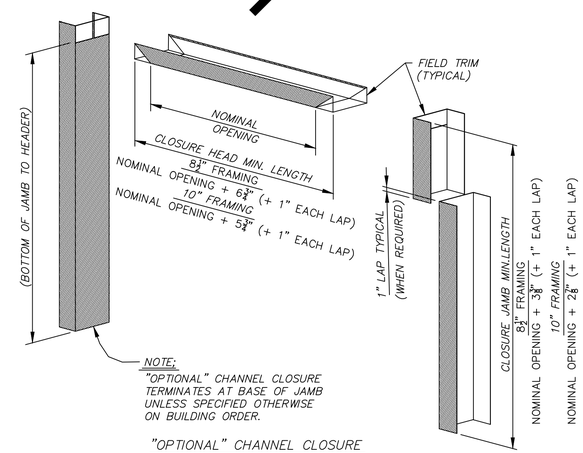

NOTE:
"OPTIONAL" CHANNEL CLOSURE TERMINATES AT BASE OF JAMB UNLESS SPECIFIED OTHERWISE ON BUILDING ORDER.

"OPTIONAL" CHANNEL CLOSURE
TRIM CUTTING DETAILS

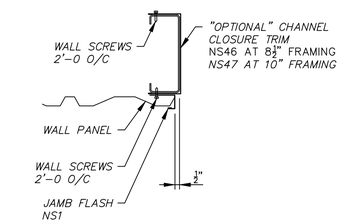

STANDARD JAMB FLASH
StarMark Wall Panel

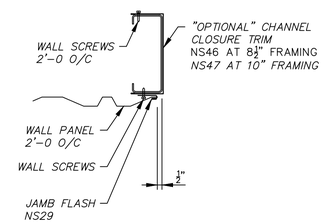

ALTERNATE # 1 JAMB FLASH
StarMark Wall Panel

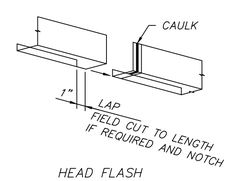

HEAD FLASH
LAP DETAIL

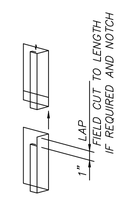

STANDARD JAMB FLASH
LAP DETAIL

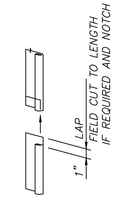

ALTERNATE # 1 JAMB FLASH
LAP DETAIL

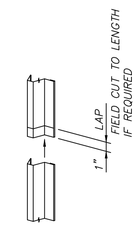

ALTERNATE # 2 JAMB FLASH
LAP DETAIL

NOTES

1. HEAD AND JAMB FLASH IS PROVIDED IN NOMINAL LENGTHS AND MAY REQUIRE FIELD CUTTING TO LENGTH.
   HEAD FLASH LENGTH = NOMINAL OPENING WIDTH + 5½" (+ 1" EACH LAP)
   JAMB FLASH LENGTH = NOMINAL OPENING HEIGHT + 1¾" (+ 1" EACH LAP)

FRAMED OPENING FLASH DETAILS DuraRib & StarMark Wall (THREE SIDED OPENING)	54.04.14 02/28/10

Revision	Date	Description	By	Ck'd

STAR BUILDING SYSTEMS
An NCI Company
P.O. BOX 94910
OKLAHOMA CITY, OK 73143
(405) 636-2010

Project Name & Location:
PINNACLE CASINO – MANHATTAN CONSTRUCTION
BATON ROUGE, LA

Customer:
CASEY CIVIL LLC
COMMERCIAL
MANDEVILLE, LA

Drawing Status:
☐ Preliminary (Not For Construction)
☐ For Approval (Not For Construction)
☐ For Construction Permit
☒ For Erector Installation

Scale: NOT TO SCALE
Drawn by:
Checked by:
Project Engineer:
Job Number: 12–B–63841
Sheet Number: R9 of 10

The engineer whose seal appears hereon is an employee for the manufacturer for the materials described herein. Said seal or certification is limited to the products designed and manufactured by manufacturer only.The undersigned engineer is not the overall engineer of record for this project.