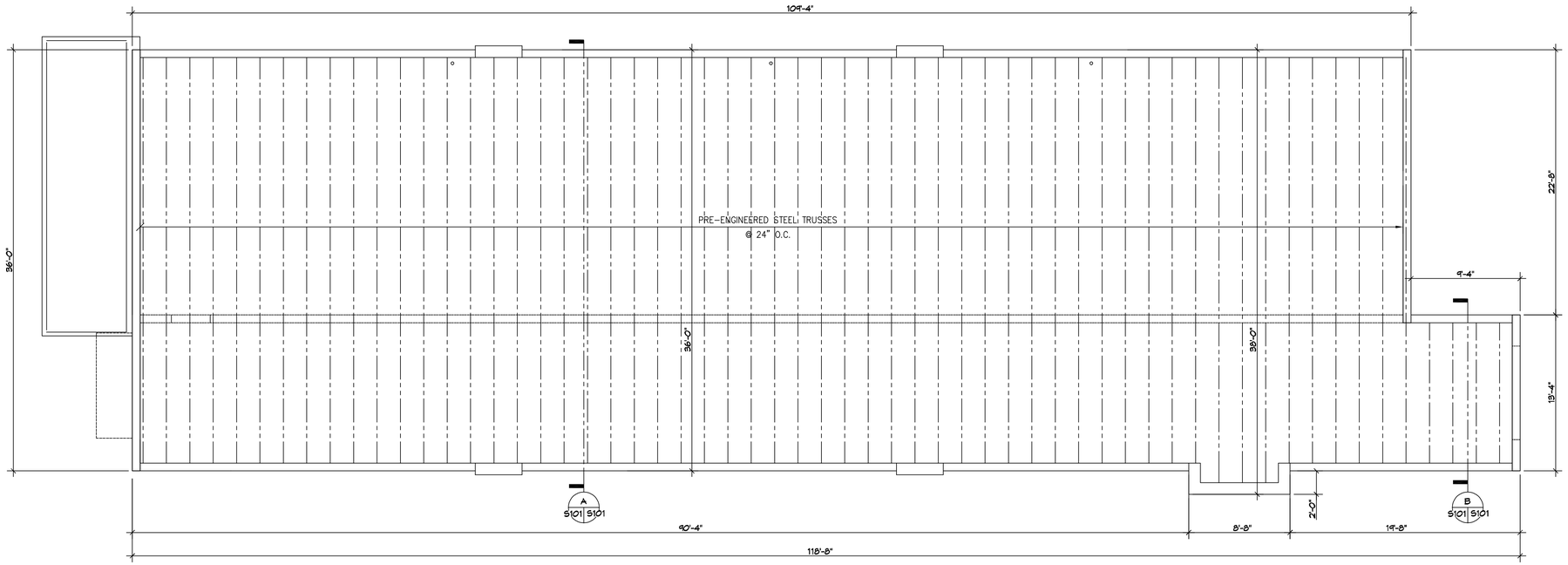

1 OVERALL ROOF FRAMING PLAN

SCALE: 3/16" = 1'-0"

CARWASH PLAN

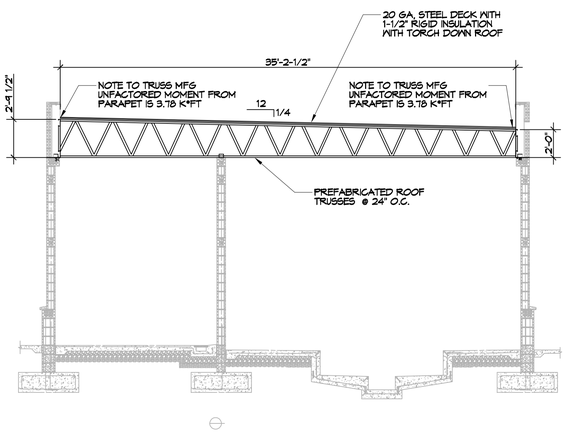

A SECTION

S101 A101

SCALE: 3/16" = 1'-0"

BUILDING SECTION

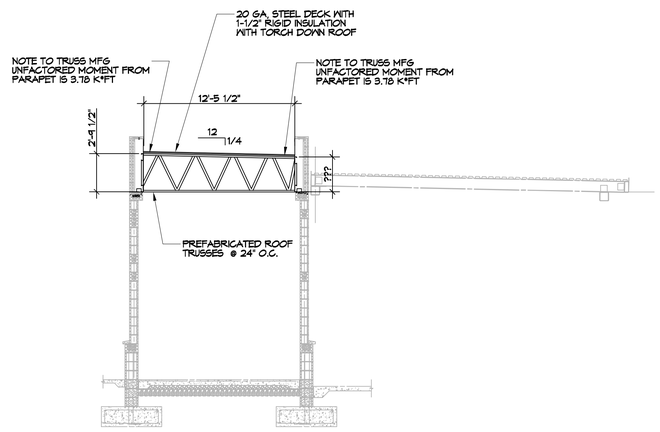

B SECTION

S101 A101

SCALE: 3/16" = 1'-0"

BUILDING SECTION

DESIGN DATA

1. Design Codes – (All latest editions unless noted otherwise.)
   - International Building Codes (IBC 2018)
   - American Society of Civil Engineers (ASCE 7–16) Minimum Design Loads for Buildings and Other Structures
   - American Concrete Institute (ACI)
   - American Institute of Steel Construction (AISC)
   - American Welding Society (AWS)
   - American Iron and Steel Institute Specifications for the Design of Cold Formed Steel Structural Members (AISI)
   - National Design Specification for Wood Construction (ANSI/AF&PA NDS–2001)
   - Steel Deck Institute (SDI)
2. Design Loads (IBC & ASCE7)
   - Dead Load Design Data
     - Roof — 20 psf
     - Exterior Stud Wall — Self Weight
     - Exterior CMU Wall — Self Weight
   - Live Load Design Data
     - Slab–On–Grade — 100 psf
   - Live Roof Load Design Data
     - Roof (Sloped) — 20 psf
     - Roof (Flat) — 20 psf
   - Wind Design Data
     - Risk Category — II
     - Velocity — 160mph
     - Wind Exposure Category — C
     - Internal Pressure Coefficient, GC_{pi} — 0.18±
   - Snow Design Data
     - Importance Factor for Snow, I_s — 1.0
     - Ground Snow Load, P_g — 0 psf
     - Exposure Coefficient C_e — 1.0
     - Thermal Factor C_t — 1.0
     - Roof Slope Factor, C_s — 1.0
     - Flat Roof Snow Load P_f — 0 psf
   - Seismic Criteria
     - Risk Category — II
     - Seismic Importance Factor, I_E — 1.0
     - Site Soil Class — E
     - Mapped Spectral Response Coefficients — S_s = 0.0956 / S_1 = 0.059; S_{ds} = 0.153 / S_{d1} = 0.165
     - Seismic Design Category — C
     - Basic Seismic Force Resisting System — Ordinary Masonry Reinforced Shear Wall
     - Design Base Shear — 0.0306W
     - Seismic Response Coefficient, C_S — 0.03
     - Response Modifications Factor, R — 5.0
     - Analysis Procedure — Equivalent Lateral Force
   - Deflection and Drift Limitations
   - Roof/Floor Members
     - — L/360
     - — L/240
   - Building Drift — H/600
   - Max Wall Deflection — L/600
   - Story Drift (Seismic) — 0.025 h_{sx}

DAMMON ENGINEERING, INC.
LOUISIANA & MISSISSIPPI
www.dammonengineering.com
info@dammonengineering.com
PH: 985.649.5832
Chief Engineer: Brian Mistich, PE
Co-of Counsel: Tim Hall
Slidell, LA 70458

REVISIONS

#	DESCRIPTION	DATE

SEAL:

A NEW CARWASH FOR

CHEEKY MONKEY

11252 LORRAINE RD
GULFPORT, MISSISSIPPI 39503

JOB No:	2024	DATE:	03-18-24
DRAWN BY:	CCD	CHECKED BY:	BAM

THIS DOCUMENT IS THE PROPERTY OF DAMMON ENGINEERING, INC. AND MUST BE RETURNED ON REQUEST. REPRODUCTION OF THIS DOCUMENT IN WHOLE OR IN PART WITHOUT WRITTEN PERMISSION IS PROHIBITED. THIS DOCUMENT IS PROVIDED FOR REVIEW AND INFORMATION PURPOSES ONLY. THIS DOCUMENT IS NOT TO BE USED FOR CONSTRUCTION, BIDDING OR PERMIT PURPOSES UNLESS SEALED, SIGNED AND DATED BY A LICENSED PROFESSIONAL ENGINEER.

SHEET TITLE:
ROOF FRAMING PLAN

DRAWING NUMBER:

S101

SHEET No: 1 of 1

FILE NAME: J:_Commercial\Carwash Bay Kaufman\Current Drawings\S101 - Framing Plan.dwg PLOT DATE & TIME: Monday, March 18, 2024 10:28:19 AM