
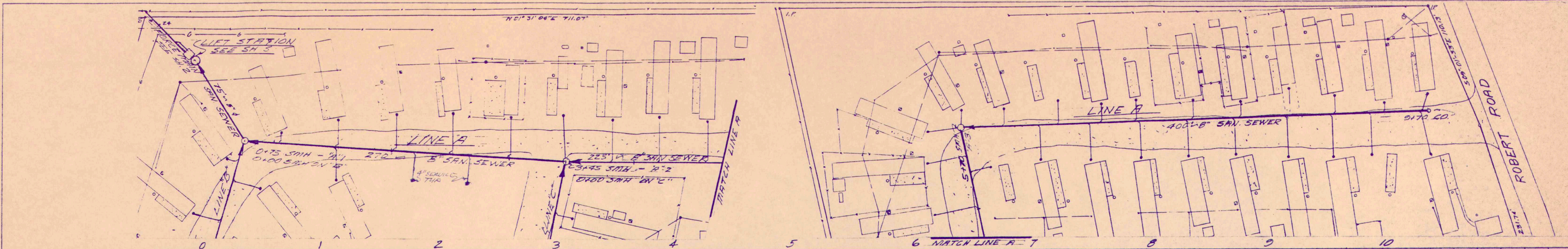
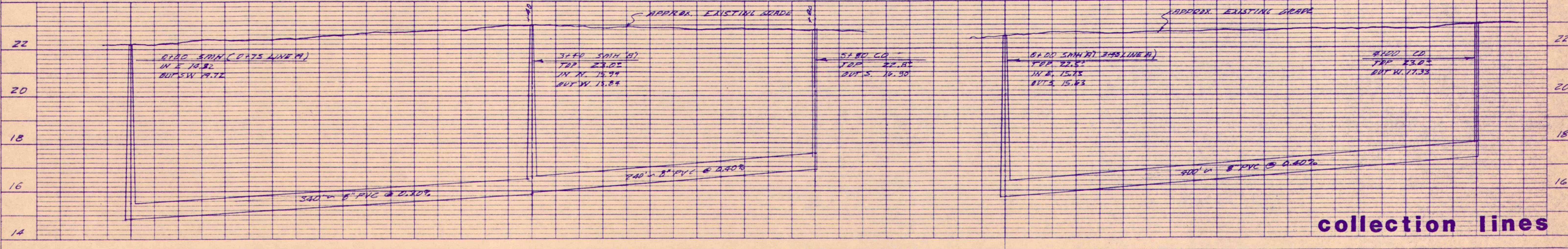
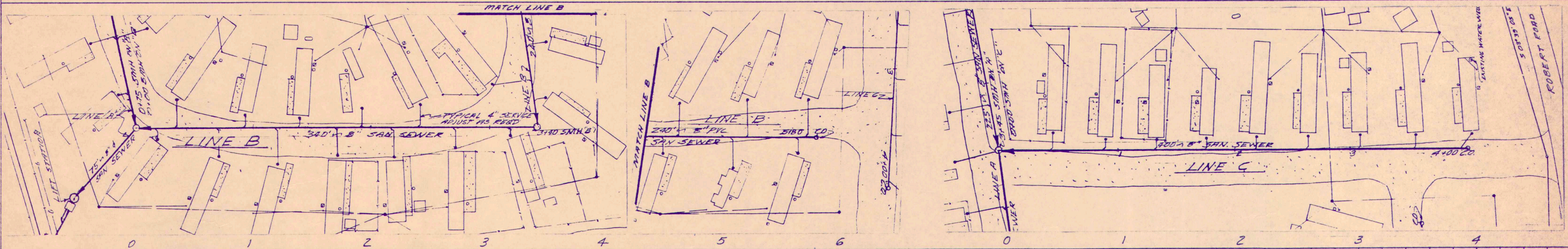


DATE: _____ BY: _____
 DRAWING NO. _____
 CHECKED BY: _____
 DATE: _____
 PLAN
 NOTE BOOK NO. _____
 ALIGNMENT CHECKED BY: _____
 DATE: _____




DATE: _____ BY: _____
 DRAWING NO. _____
 CHECKED BY: _____
 DATE: _____
 PROFILE
 NOTE BOOK NO. _____
 GRADES CHECKED BY: _____
 DATE: _____



collection lines

DATE	BY	DESCRIPTION OF REVISION	DATE	BY	DESCRIPTION OF REVISION

DATE: 2/28/85
 DRAWN BY: R.S.
 SCALE: Hor. 1"=40'
 Vert. 1"=2'
 JOB NO. 85-6



SMITH & ASSOCIATES
 Consulting Engineers & Planners
 122 ch male drie
 Slidell, La 70460 641-5432

country club
 mobile home park
 st-tammany parish louisiana

SHEET NO. 3