



GMC FACILITY IMAGE DESIGN INTENT

VERSION 2022.1





TABLE OF CONTENTS

VENDOR CONTACT LIST	3	INTERIOR	28	
INTRODUCTION	4	ZONE 1 : Showroom + Sales Area	29	ZONE 6 : Parts Department
The GMFI Process	5	Showroom Design Intent	29	Parts Department Design Intent
GMFI/ Gensler Sustainable Design Intent	8	Summary of Showroom + Sales Area Requirements	30	Summary of Parts Department Requirements
Design Intent Overview	10	Prototypical Layout	31	
Buick GMC Facility Image Elements	11	Zone 1A : Concierge	33	
		Zone 1B : Buick Showroom	34	
		Zone 1C : GMC Showroom	38	
		ZONE 2 : New Car Delivery	42	ZONE 7 : Non- Customer Spaces
		New Car Delivery Design Intent	42	Non-Customer Space Design Intent
		Summary of New Car Delivery Requirements	43	Summary of Non-Customer Space Requirements
		Prototypical Layout	44	
EXTERIOR	17	ZONE 3 : Service Drive	45	TECHNICAL MANUAL
Entry Tower	18	Service Drive Design Intent	45	Finishes
Exterior Materials	23	Summary of Service Drive Requirements	46	Lighting
Visibility	25	Prototypical Layout	47	Furniture
Signage	26	Details	48	Brand Focused Merchandise
Site	27	ZONE 4 : Customer Amenities	49	
		Customer Amenities Design Intent	49	DUAL FACILITIES
		Summary of Customer Amenities Requirements	50	Cadillac
		Prototypical Layout	51	
		Details	52	
		ZONE 5 : Service Department	54	
		Service Department Design Intent	54	
		Summary of Service Department Requirements	55	
		Prototypical Layout	56	



TABLE OF CONTENTS

VENDOR LIST

ENTRY ELEMENTS AND ACM

AGI

412 North Cedar Bluff Road, Suite 306,
Knoxville, TN 37923

Phone: 865-692-1242
Fax: 865-692-1427

www.agi.net

Jerry Cronley
Phone: 865-323-3560
JCronley@AGI.net

Blair Companies

445 S. Gay Street, Suite 1001
Knoxville, TN 37902

Phone: 865.540.4388
Fax: 865-540-4366
www.blaircompanies.com

Rudy Worthington
865-540-4388 ext. 237
rworthington@blaircompanies.com

Pattison Sign Group

410 N. Cedar Bluff Road, Suite 101
Knoxville, TN 37923

Phone: 866.218.1976
Fax: 865-693-1106

www.pattisonsign.com

Jack Kirkland
866-218-1976 ext. 112
jkirkland@pattisonsign.com

BRAND IMAGE ELEMENTS (REQUIRED AND OPTIONAL) DCI

DCI Marketing
Customer Service 1-800-765-5660
Company Website: www.dcimarketing.com

EXTERIOR SIGNAGE VENDOR CONTACT

Building Signage, Street Pylon Signage and Maintenance Signage

ARCHITECTURAL GRAPHICS, INC. (AGI)

2655 International Parkway
Virginia Beach, VA 23452-7802

Phone: 844.511.7565
gm@agisign.com
www.agi.net

IN DEALERSHIP DIGITAL NETWORK (IDDN)

GM DIGITAL NETWORK/BLEWATER (GMDN)

Program Contact 1 - 888 - 337 - 1010, prompt 1, then prompt 2

Email: GMNetwork@bluewatertech.com

GMDS Enrollment Portal and Product Information: <http://gmdnenroll.com/>

AUTOMOTIVE BROADCASTING NETWORK (ABN)

EBE in Dealership Network Program contact: 1 - 844- 238 - 2383

Email: sales@ABNetwork.com

GMDS Enrollment Portal:

www.abnetwork.com/what-we-do/digital-engagement-platform#dealer-tv

Company Website: www.ABNetwork.com

DCIARTFORM (DCI)

EBE in Dealership Network Program contact: 1 - 800 - 766 - 5660

Email: dciliveguide@dcartform.com

GMDS Enrollment Portal: www.dcidigitaldealer.com

Company Website: <http://dcidigitaldealer.com>

TEKION

Automotive Retail Cloud

Program Contact 1 - 833 - TEKIONC

Email: sales@Tekion.com

Company Website: <https://Tekion.com/>

INTRODUCTION

[GMFI PROCESS](#) | [SUSTAINABILITY](#) | [DI OVERVIEW](#) | [FI ELEMENTS](#) | [RETURN HOME](#)





About the Design Intent Document

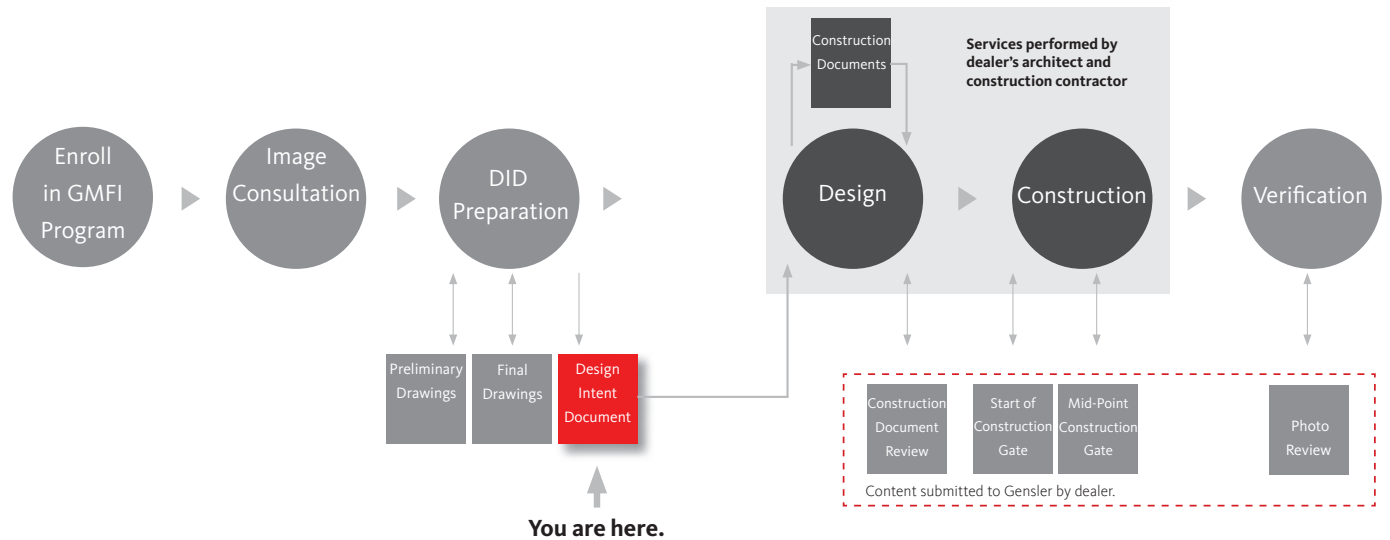
This Facility Image Design Intent Document (DID) is provided to convey Buick GMC standards and best practices for the look and feel of your facility. Specifically, it provides guidance for the application of required Facility Image Program finishes, furnishings, lighting, and the proper use of the branded design elements for both the interior and exterior of the facility.

These elements are crucial improvements to help the Buick GMC retail network align to the revitalized brand strategy and changing customer expectations.

The site-specific drawings are meant only to communicate design intent for your facility. They are not intended for the purpose of planning review, the permit application process, pricing or construction. It is expected that licensed professionals will review the compliance of final work with local building ordinances, fire regulations, ADA regulations, and all other pertinent codes.

This DID is valid for the application of Buick GMC program standards at your site. Any updates due to process improvement or decisions by channel design groups will be made available online at GM GlobalConnect.

This DID was produced by Gensler in our capacity as program manager for the implementation of GM Facility Image (GMFI) programs across all GM brands and channels.



Gensler

150 West Jefferson, Suite 1700
 Detroit, MI 48226
 313.965.1600



Next Steps: Construction Document Requirements

This DID represents a conceptual design for a GM Facility Image Program compliant facility. It will provide the dealer's Architect of Record a basis for producing Construction Documents (CDs) for this facility. General Motors requires that all dealers in the General Motors Facility Image Program submit Construction Documents to Gensler for review prior to the start of their facility construction.

What is Required:

The following items, inclusive of all required elements described in the DID and Verification Report, must be included in the Construction Document submittal:

1. Electronic Portable Document (.PDF) Files of the Architectural and Civil Engineering sheets, as described below. Note that Structural, Mechanical, Plumbing, and Electrical Engineering drawings are not required.

- Site Plan: The site plan must show where expansion or alteration to the building footprint is proposed. It is to include property lines, setbacks, walks, curb cuts and parking lot striping, and locate signage, customer parking, customer site entrance, and service entrance.
- Floor Plan: The floor plan must be dimensioned with room names and room numbers. It is to indicate areas of built-in millwork. If millwork or fixtures are to be purchased through a 3rd party vendor, note accordingly.
- Floor Finish Plan: The finish floor plan must indicate the flooring pattern, call out flooring materials and locate floor transitions. This plan may be combined with the room finish plan. All materials and finishes must be called out on drawings - notes such as "GMFI finishes per DID package" are not acceptable call-outs.
- Reflected Ceiling Plan and Lighting Specification: This plan must indicate ceiling types, ceiling finishes, and tag light fixture locations. It must provide a schedule of light fixture types and light fixture specifications. Manufacturer cut sheets of all light fixtures must be submitted for review.
- Finish Schedule/Material Finish Legend Specification: A schedule of finishes, including manufacturer, product line, product number, color, size, etc. must be provided. This may be combined with the floor finish plan and exterior elevations. All materials and finishes must be called out on drawings - notes such as "GMFI finishes per DID package" are not acceptable call-outs.

- Interior Elevations and Details: Dimensioned interior wall elevations and details, with materials and finishes must be included. All materials and finishes must be tagged/called out on drawings - notes such as "GMFI finishes per DID package" are not acceptable call-outs. Elevations and details of program-required millwork (Concierge Counter, Cashier Desk, Hospitality Counter, TV / Media Wall, Retail Parts Counter, etc.) are required.
- Exterior Elevations and Sections: Dimensioned exterior wall elevations for the entire facility, and sections, where appropriate, must be provided. Note all materials and signage. Note all vendor-purchased items (e.g., Entry Element, Signage). All materials and finishes must be called out on drawings - notes such as "GMFI finishes per DID package" are not acceptable call-outs.
- Furniture/Fixture Plan and Furniture Specification: This plan must show the locations of all required furniture and fixtures (e.g., Brand-Focused Merchandise, etc). Include a furniture schedule that indicates manufacturer, model number/style and finish material description of intended furniture. For all intended furniture, provide manufacturer photos/brochures and finish material photos.

2. If applicable, provide a list of any element(s) of the proposed facility design that differs from the issued DID configuration including plan layout, wall elevations, finish substitutions and alternate furniture selections.

Note: If the Entry Element is to be field-fabricated by the dealer's contractor, the dealer must provide plans, elevations, and sections with dimensions and noting all finish (ACM) materials. Field-fabricated entry elements will be evaluated by the same standards as vendor-provided entry elements.

How to Submit:

Documents may be submitted via:

- 1) A file sharing website that is created by the submitter. Please email the link to [gmfi_cd-review@gensler.com](mailto:gmf_cd-review@gensler.com).
- 2) Email files directly to: [gmfi_cd-review@gensler.com](mailto:gmf_cd-review@gensler.com). (Note the file size limitations below).

All emails must have the BAC Number and Dealership Name in the email subject line.

Gensler's incoming email capacity is 10MB. Emails larger than this will be rejected by the email server. If the submittal is larger than 10MB,

separate it into multiple emails to ensure receipt and indicate in the email subject line (e.g., 1 of 3, 2 of 3, etc.).

Please be sure to add [gmfi_cd-review@gensler.com](mailto:gmf_cd-review@gensler.com) to your address book to ensure that your email server does not treat Gensler responses as spam.

What Happens After I Submit?

Acknowledgement of construction documentation receipt will be sent via email notification to the originator of the submission, dealer contact and facility Zone Manager (as listed in the GM Facility Management database).

Upon completion of the construction document review, Gensler will send an email stating whether or not the submitted documents are in compliance with the Design Intent Document and the current GMFI Program requirements. If the drawings are compliant, the dealer may proceed with the Start of Construction. If the drawings are non-compliant, dealer will be required to revise non-compliant items and resubmit construction documents for an additional review.

Gensler will review the initial submittal and up to two additional re-submittals to correct non-compliant issues. Any further submissions will be charged as an additional service, invoiced to the dealer's BARS account.

Please Note:

- Gensler will not review incomplete, preliminary, schematic design, design development or any other type of in-progress documentation sets. Only 100% complete construction documents meeting the criteria above will be reviewed for image compliance.
- The CD submittal must meet the criteria of the latest DID version available at the time of CD review.
- The construction documentation review is only for image compliance, (i.e. conformance with the visual and aesthetic design concept as expressed in the DID and by the GMFI Program). It will not consider technical construction details, suitability, costs, and/or code and zoning issues. Gensler's action on a specific item shall not indicate approval of an assembly of which the item is a component, nor of an item as delivered and installed if it does not conform to the DID and the GMFI Program.
- The dealer, not Gensler or General Motors, is responsible for errors and omissions in the CD submittal and overall conformance with all requirements of the DID and the GMFI Program.



Verification Requirements

Once Construction Documents have been approved, the project moves into the Verification phase. There are three 'gates' for Facility Image program compliance in this phase: Start of Construction, Mid-Point of Construction and Construction Complete. At each gate, the dealer must work with his Zone Manager to gather and submit evidence of compliance.

Start of Construction (to be sent to gmfi_cd-review@gensler.com)

Two of the below (including at least one photograph from items #1, 2, 3 or 6):

1. Photographic evidence with date stamp of major excavation (footings, site utilities, etc.)
2. Photographic evidence with date stamp of major exterior building demolition (fascia removal, roof and wall demolition, entrance reconfiguration)
3. Photographic evidence with date stamp of major interior building demolition (floor tile removal, partition/ceiling removal, interior barricades, etc)
4. Copy of Building Permit issued by city.*
5. Copy of signed Contract for Construction showing contractor's determination of cost of project.*
6. Photo with date stamp of significant building materials stored on site
7. Copy of P.O. or shipping invoice for long-lead items (glass doors, elevators, ACM)*

**At least one photograph must be included when submitting items #4, 5, or 7.*

Mid-Point of Construction

(Two items are required: either #1 and #3; OR #2 and #3)

1. Copy of Electrical inspector's inspection
2. 50% pay applications from contractor
3. Photos of installed, completed exterior cladding (ACM) and Entry Tower; or all interior lights.

Email mid-point photographs to gmfi_cd-review@gensler.com. Include the BAC number, dealership name, and location (i.e.; 999999 Dealer Name Anytown, USA) in the subject line of the email. Include a contact name in the body of the email. Email should not exceed 20 MB in size.

Gensler will state whether or not the submitted documents are in compliance with GM requirements.

Construction Complete

Upon completion of new or renovated dealerships enrolled in the GM Facility Image Program, Gensler is authorized by General Motors to review the completed facility to verify compliance with the required Facility Image. To expedite this final verification process Gensler requests that GM dealers provide the information listed below:

1. Digital photographs (see required list on Global Connect Facility Image App) labeled with the dealer's name, BAC number, and City/State location. Note: It is recommended that a duplicate copy of the submission is retained as a backup in case of loss/damage in transit.

- Each photograph must be of adequate file size and resolution to clearly describe the facility. Typically, each image should be a minimum of 150 kilobytes but a maximum of 800 kilobytes.
- Be sure that each photo is labeled with its location within the facility. For example "Sales Managers Office1.jpg". Submissions with unlabeled photos will be rejected.
- Data stamp must be provided on photographs.
- Include detailed photographs of all building finishes, furniture finishes, including laminates, woods, and fabrics.
- Be sure to take photos of ALL areas of the facility, including areas that have not been remodeled or are not considered customer touch points. For example, the General Office, Dealers Office, Parts storage, etc.

2. DO NOT:

- DO NOT submit before the facility is 100% complete and all elements are installed.
- DO NOT wait until the end of the quarter to submit, submit documents as soon as construction is 100% complete.
- DO NOT send movies, slide shows, Power Point or other multimedia presentations. Still digital photographs are required.
- DO NOT send Construction Documents.
- DO NOT send photographs over 1 MB in size.
- DO NOT send hard copies or print outs of photographs, finish boards or other hard copy materials.
- DO NOT send photos showing "before" conditions.
- DO NOT alter or manipulate original photos.

3. Documents may be submitted via:

- 1) A file-sharing website that is created by the submitter. Please email the link to: GMFI_verifications@gensler.com (or)
- 2) Email photos to: GMFI_verifications@gensler.com (Note that each email should be less than 10MB in total attachments. Use more than one email as needed).

Contact Gensler at (313) 496-8980 or GMFI_verifications@gensler.com with any questions on the submittal process.

Gensler will review the submitted materials and provide the completed Verification Report to General Motors advising them of Facility Image compliance or non-compliance.

In all cases, final approval of a GM facility is the responsibility of GM. After reviewing Gensler's evaluation, GM will notify dealers in writing of compliance or non-compliance.

If the submitted information and photographs do not clearly present the complete facility adequately for review and verification, additional information may be requested.

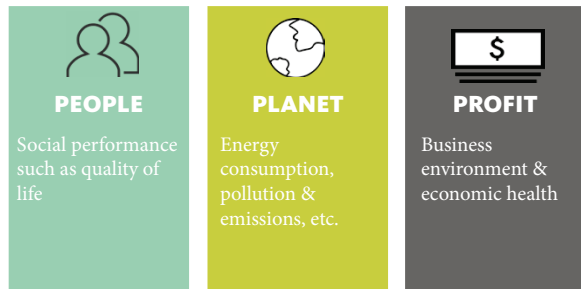
The complete list of required photographs to be included in the final verification submittals can be found on Global Connect Facility Image App.



GMFI/GENSLER SUSTAINABLE DESIGN INTENT

The incorporation of sustainable building design strategies affords building owners opportunities to reduce the cost of building operations, extend the long-term performance of their facilities, improve the indoor health and safety of the building and its occupants, and reduce the impact of building construction and operation on the surrounding environment. Other benefits (e.g., tax subsidies, utility rebates, and general goodwill within dealers' communities) may also be available and depend on the locale of construction.

PILLARS OF SUSTAINABILITY



CERTIFICATION?

There are several nationally recognized sustainable design certification programs for which dealers' facility projects may be eligible. The choice of which program and which level of certification or compliance is achieved should be made by individual dealers with the assistance of their architects and design/engineering/construction professionals.

The United States Green Building Council's (USGBC) **LEADERSHIP IN ENERGY AND ENVIRONMENTAL DESIGN (LEED)** program is a prominent sustainable design certification program. LEED has been widely adopted by municipalities, institutions, and corporations across the country. Dealers who are interested in pursuing LEED certification through the USGBC can find detailed information at:

<http://www.usgbc.org>

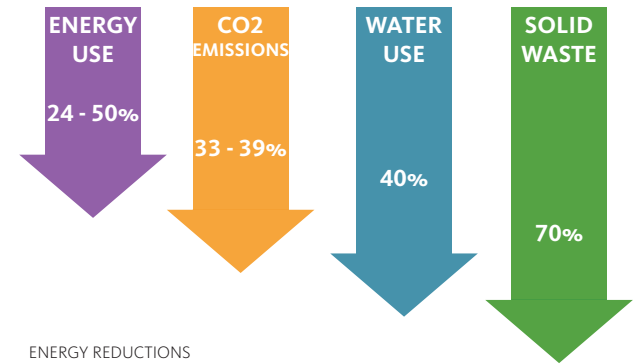


Contact information for LEED-accredited professionals with experience in the execution of sustainable design projects can be found at:

<https://www.usgbc.org/people>

SAVINGS

There are many elements of facility design that affect operational costs and environmental impact. The most impactful strategies are those that reduce energy consumption and the maintenance required for energy systems. Efficient and effective dealership lighting strategies also play a key role, and these have the added benefit of improving vehicle merchandising and reducing energy consumption with both the exterior site lighting and interior showroom lighting. The interior lighting program compiled by the Gensler Facility Image Team in this document is intended to guide projects toward the realization of



ENERGY REDUCTIONS



Leading the Way

The GMFI Program uses materials and concepts associated with **"BEST PRACTICES"** in the sustainable design arena. The following examples underscore our commitment to that end.

- LED lighting.
- Recycled content at aluminum panels.
- Low VOC carpet/recycled content @ 80%.
- Recycled content at floor tile.
- Rubber and epoxy floor are LOW VOC.
- Paint specification is no VOC.
- Vinyl wallcovering specification is low VOC and FORMALDEHYDE-FREE.
- Ceiling tile can contain up to 15% post-consumer RECYCLED MATERIAL.
- Furniture is GREENGUARD CERTIFIED, low VOC, and formaldehyde-free. Some furniture systems have received cradle-to-cradle certification.
- LEED CERTIFICATION is encouraged.

Gensler has provided material and product specifications for the Buick GMC Facility Image Program which identify specific manufacturers and providers whose products and materials offer both superior performance and sustainable design benefits. These are part of the approved FF&E packages for all of the new branded retail environments. Each of the selections and sources were evaluated on the following criteria:

- **Commercial quality and durability suitable for long-term use,** based on best practices in the automotive and commercial interior industries
- **Sustainable practices, production techniques and recycled content**
- **Sourcing accessibility by local providers and support through nationally distributed manufacturers**

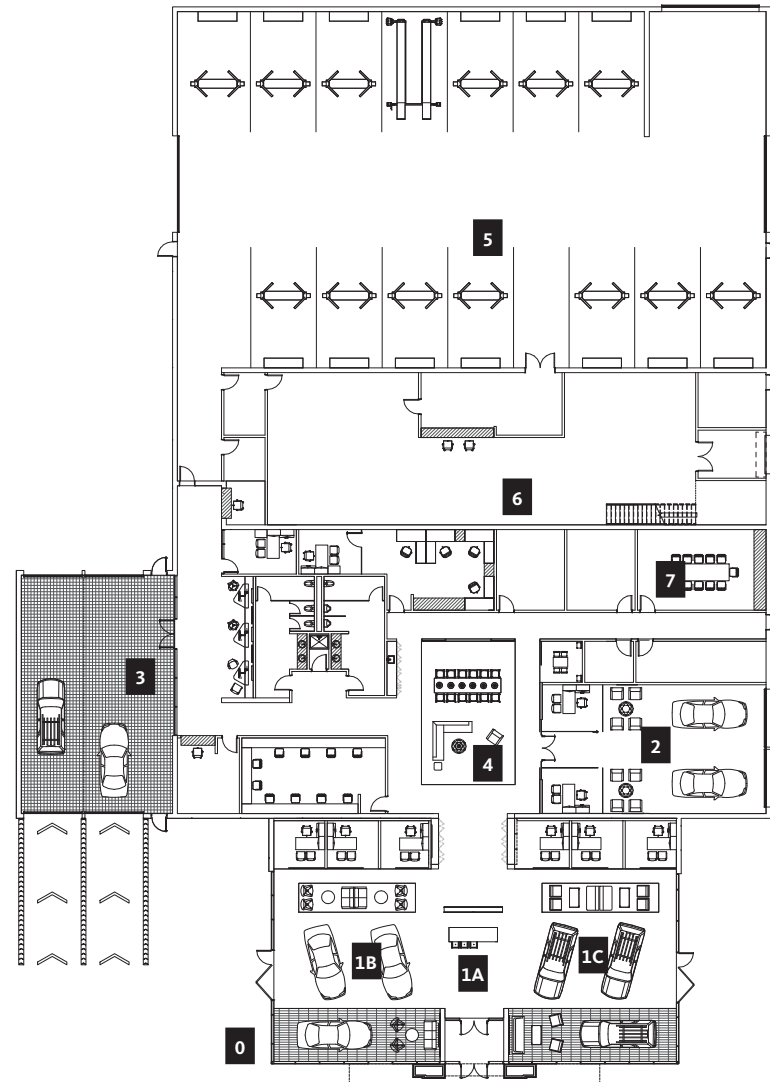
Sustainable design practices carefully incorporated into facility improvements will deliver a better facility for the dealer's bottom line, establish the dealer's environmental leadership in their communities, and improve dealership environments for customers and staff.



FACILITY ZONES

Buick GMC has established facility image guidelines that will express the brand for retail customers consistently across locations. On the pages that follow these guidelines are summarized for each of eight distinct zones (Exterior + 7 Interior). The images illustrate a prototype dealership to communicate design intent.

- 0 Exterior**
- 1A Concierge**
- 1B Buick showroom and sales**
 - Lifestyle zones
 - Hospitality seating
 - Sales offices
- 1C GMC showroom and sales**
 - Lifestyle zones
 - Hospitality seating
 - Sales offices
- 2 New Car Delivery**
- 3 Service Drive/ Write-Up**
- 4 Customer Amenities**
- 5 Service Department**
- 6 Parts Department**
- 7 Non-Customer Spaces**





REQUIRED AND OPTIONAL ELEMENTS

The tables on the following pages demonstrate which Buick GMC Brand program elements are required and which elements are optional. To determine which requirements apply to your facility, first locate the appropriate General Motors Facility Type code in the table below.

FACILITY TYPE	DESCRIPTION
1	Exclusive Stand Alone
2	Separate Customer Touchpoints ; Shared Service
3	Duplex with Chevrolet
7	Dual with Cadillac

NOTES:

The overall architectural concept and appearance are required. Use of specific elements in a manner that does not achieve the overall design intent is not acceptable.

Required finishes must be used, unless an alternate is approved.

All dealership areas that are physically or visibly accessible to the customer must be image compliant. This includes all non-customer areas that are visible to the customer. Visible areas are those which are adjacent to customer areas and viewable by customers through openings, pass-through, doors, interior or exterior windows, etc. Examples of typically non-customer spaces that must be image compliant include but are not limited to: Dealer/ staff offices with doors or windows adjacent to customer spaces, and or that are visible through exterior windows adjacent to customer parking, general office space viewable through a cashier window, parts storage/ technician parts counter viewable from the retail parts counter, service department viewable from service manager office or service reception lanes, etc.

This Design Intent Document (DID) provides specifications in compliance with the GM Global Connect Facility Image App. These fixtures and furniture specifications or approved alternatives must be utilized in all customer contact areas.

GMDI and exterior building signs are required to be sourced from AGI.

VENDOR INFORMATION - AGI

412 North Cedar Bluff Road, Suite 306, Knoxville, TN 37923

Phone: 865-692-1242

Fax: 865-692-1427

www.agi.net

GM Authorized Accessories and Parts only to be displayed on GM branded Brand-Focused Merchandise.



EXTERIOR

FACILITY TYPE	1: EXCLUSIVE STAND ALONE	2: SEPARATE SHOWROOM ; SHARED SERVICES	2: BG AS OUT LOT	3: DUPLEX	7: DUAL	REQUIREMENTS
0. EXTERIOR						
Entry Element	■	■	■	■	■	The silver metallic and black ACM entry element with a curved roofline is required. It contains a soffit at the entry doors and down lights. The ACM material, reveal details, and proportions must be as specified. Dimensions and proportions of the tower must be as specified in Design Intent Document (DID). Entry element may be integral to the building or freestanding - coordinate with vendor if a vendor is providing the element.
ACM Construction	■	■	■	■	■	All ACM (both on the facade and on the entry element) must be either a rout and return or a rain screen system with ½" to ¾" wide reveals. Dry joint systems are required. Batten, molding or field-cut "sheet and stick" systems are not acceptable. ACM joint color must match adjacent ACM panel unless otherwise indicated.
ACM Fascia	■	■	■	■	■	The ACM fascia must extend to the rear wall of the showroom. It must also extend the entire length of the service reception entrance exterior wall. The height of the parapet must be at or above the height of the entry element.
ACM Stripe	■	■	■	■	■	The upper band of the showroom perimeter fascia must be white ACM (ACM3). The lower band (black) must be gloss black ACM (ACM 1) and approximately 45% of total height of fascia.
Exterior Materials	■	■	■	■	■	White and black ACM bands with ACM Entry Element on showroom. EIFS is not acceptable on the showroom walls. Remainder of facility to be painted white (EP1) or to be natural finish masonry. ACM must extend the entire length of the service reception entrance exterior wall. See finish schedule.
Aluminum Storefront	■	■	■	■	■	Clear anodized aluminum appearance storefront is required for the showroom area. The storefront must extend from the showroom floor to the ceiling at a minimum - punched openings are not acceptable at the showroom.
Clear Glazing	■	■	■	■	■	Exterior glass must be clear (i.e. non-tinted in terms of glass color), without interior blinds, drapes, etc. along the interior. There must not be darkening or opaquing film applied to showroom glass. Posters, sales materials, etc. must not be affixed to the glass or glass doors.
Vehicle Visibility	■	■	■	■	■	The facility must comply with all requirements for showroom visibility described in this DID.
SIGNAGE <i>Dealer is required to use approved GM sign vendor, AGI</i>						
Buick GMC Word Mark	■	■	■	■	■	Current low profile, LED Buick GMC sign required, in correct Buick GMC font.
Dealer Name	■	■	■	■	■	Current low-profile Dealer Name sign in correct GM Gothic font.
GMDI	■	■	■	■	■	GMDI pylon or monument signs required.
Directional	□	□	□	□	□	Directional signs should be utilized as necessary to assist customers in locating sales, service, body shop, etc.
Existing Sign Removal	■	■	■	■	■	Existing signs must be removed unless they are compliant with the current Facility Image Program.
Sign over Service Entrance	■	■	■	■	■	"Certified Service" sign.
SITE						
Exterior Curb Side Sign	□	□	□	□	□	Optional in addition to sign over service entrance
Smaller directional signage	□	□	□	□	□	Branded sign
Designated Customer Parking	■	■	■	■	■	An area near the showroom must be designated for customer parking. All customer parking is to be clearly identified (pole-mounted or ground signage).

LEGEND

■	REQUIRED
□	OPTIONAL
NA	NOT APPLICABLE



SHOWROOM AND SALES

FACILITY TYPE	1: EXCLUSIVE STAND ALONE	2: SEPARATE SHOWROOM; SHARED SERVICES	2: BG AS OUT LOT	3: DUPLEX	7: DUAL	REQUIREMENTS
1. SHOWROOM AND SALES						
Showroom	■	■	■	■	■	Facility must include a showroom that meets GM Minimum Space Standards for minimum area and number of display vehicles.
Furniture	■	■	■	■	■	All furniture visible to or accessible to customer areas to be as specified or approved alternate, with specified finishes.
Finishes	■	■	■	■	■	All finishes visible to or accessible to customer areas to be as specified or approved alternate.
Ceramic Tile	■	■	■	■	■	Showroom and other customer areas of the facility are to have the specified ceramic tile or approved alternate.
Lighting	■	■	■	■	■	Showroom lighting must comply with the requirements described in this DID.
High Ceiling	□	□	□	□	□	Preferred to be 12'-0" or higher
Sales Manager	■	■	■	■	■	If Sales Manager office is visible to customers, office must have glass door and front. Finishes, furniture and lights must comply with all GMFI requirements.
General Manager	■	■	■	■	■	If General Manager office is visible to customers, office must have glass door and front. Finishes, furniture and lights must comply with all GMFI requirements.
Sales Offices or Sales Workstations	■	■	■	■	■	Closed offices, open office workstations, freestanding tables or a combination are acceptable. Offices must have glass fronts. Closed offices must have glass doors and fronts. Furniture must be as specified or approved alternates. No sales workstations or other large fixed furniture are allowed within 20 feet of customer entrances or in places that block the customer entry experience or limit views of vehicles, including along showroom front/sides.
Sales Management Area	□	□	□	□	□	If on the showroom floor, the sales management control area must utilize the same furniture and finishes as the showroom. If sales management area utilizes standup counters, it must be enclosed in separate space and glass-enclosed. Neither new nor existing raised sales towers are allowed. May not be within 20'-0" of entry element or on showroom front. Closed offices must have glass doors and fronts.
Required Fixtures (Showroom/Customer Lounge)	■	■	■	■	■	Showroom/Customer Lounge required fixtures include: Buick and GMC Brand Letters, 5-Wheel Mobile Accessories Display, and Accessories Slatwall. Fixtures must be purchased from DCI Marketing. Please see the ordering information and a comprehensive list of required fixtures on Global Connect Facility Image App. Accessories Slat Wall kit required. Only GM Accessories to be displayed.
Wall-Mounted Accent Panels (Buick & GMC specific)	■	■	■	■	■	Brand specific material as described in this DID here
Lifestyle Zone(s) (Buick & GMC specific)	■	■	■	■	■	(1) Lifestyle Zone is required for each Brand (Buick/GMC) as specified and described in this DID (min. requirements - Brand specific floor tile, lighting, seating, digital marketing wall).
In Dealership Digital Network (IDDN)	■	■	■	■	■	Digital point of sale monitor(s) required. See IDDN contact information here

LEGEND

■	REQUIRED
□	OPTIONAL
NA	NOT APPLICABLE



NEW CAR DELIVERY SERVICE WRITE-UP

FACILITY TYPE	1: EXCLUSIVE STAND ALONE	2: SEPARATE SHOWROOM; SHARED SERVICES	2: BG AS OUT LOT	3: DUPLEX	7: DUAL	REQUIREMENTS
2. NEW CAR DELIVERY						
New Car Delivery	■	■	■	■	■	There must be a designated, covered area for New Car Delivery. A minimum of (1) New Car Delivery stall per Finance office is to be provided.
Finance Office	■	■	■	■	■	Offices must be enclosed with glass fronts and glass doors. F&I must comply with all GMFI requirements.
Furniture	■	■	■	■	■	All furniture visible to or accessible to customer areas to be as specified or approved alternates with specified finishes.
Finishes	■	■	■	■	■	All finishes visible to or accessible to customer areas to be as specified or approved alternates.
3. SERVICE DRIVE / WRITE UP						
Service Drive Visibility	■	■	□	■	■	Facility design must facilitate adequate visual recognition of service drive.
Service Reception Lane	■	■	□	■	■	Service Reception must be at either a covered or enclosed area. If enclosed, glass overhead service lane doors are required. If a glass storefront system is present, glass manddoors are also required.
Service Reception Entrance Lights	■	■	□	■	■	Each Service Reception Lane is required to have an Entrance Light Indicator if more than one (1) lane is present. Entrance Light Indicators are available from DCI Marketing. Please see the ordering information and a comprehensive list of required fixtures on Global Connect Facility Image App.
Service Reception Exterior Pavement Markers	■	■	□	■	■	Service Reception Lanes are required to have Exterior Pavement Markers. Exterior Pavement Markers are available from DCI Marketing. Please see the ordering information and a comprehensive list of required fixtures on Global Connect Facility Image App.
Service Drive Separation	■	■	■	■	■	The service drive must be separated from the service bays by a full-height wall. A solid panel overhead door for access to the service bays may be used.
Service Write-up	■	■	□	■	■	Service write-up must be enclosed in a separate, fully conditioned space. The finishes and furniture to be as specified or approved alternates. Service write-up should be located directly adjacent to showroom/lounge so that customers do not have to cross the service lane to enter these spaces. Service write-up transparency is required through shared Service Consultant/ customer monitor viewing via dual monitor, articulating monitor arm, or tablets.
Service Manager	■	■	■	■	■	Service Manager office must be directly accessible to customers. If the office is not directly accessible, an accessible consultation office must be provided, preferably adjacent to service write-up. Furniture and finishes must be as specified or approved alternate. Glass door and glass fronts are required.
Required Fixtures (Service)	■	■	□	■	■	Service required fixtures include: Key Drop Box and Hours of Operation Sign, Exterior Lot Pavement Markings and Directional Lane Lights. Fixtures are available from DCI Marketing. Please see the ordering information and a comprehensive list of required fixtures on Global Connect Facility Image App.
Digital Menu Board	■	■	■	■	■	Digital Menu Board is required. See IDDN contact info provided here
Furniture	■	■	□	■	■	All furniture visible to or accessible to customer areas to be as specified or approved alternates with specified finishes.
Finishes	■	■	□	■	■	All finishes visible to or accessible to customer areas to be as specified or approved alternates.

LEGEND

■	REQUIRED
□	OPTIONAL
NA	NOT APPLICABLE



FACILITY TYPE	REQUIREMENTS					REQUIREMENTS
	1: EXCLUSIVE STAND ALONE	2: SEPARATE SHOWROOM ; SHARED SERVICES	2: BG AS OUT LOT	3: DUPLEX	7: DUAL	
4. CUSTOMER AMENITIES						
Lounge	■	■	■	■	■	Facility must include a customer waiting area within the sales building. If service write-up occurs in a separate building, additional customer waiting must be provided in that building. All furniture and finishes to be as specified or approved alternates. Customer access to convenience outlets is required.
Cashier Counter	■	■	■	■	■	Cashier counter required, preferably in lounge and retail display area. This function may be performed by service writers in lieu of cashier. Finishes must comply with required specifications.
Refreshments/Hospitality Area	■	■	■	■	■	Dealership must provide some source of refreshments for customers. Vending machines alone do not satisfy this requirement.
Vending machines	□	□	□	□	□	If included, vending machines must not be visible from the showroom.
TV/Media Wall	■	■	■	■	■	A media wall with a large, flat screen television is required. Reference details
In Dealership Digital Network (IDDN)	□	□	□	□	□	Digital point of sale monitor is optional. See IDDN contact information here
Customer Work Area	■	■	■	■	■	Customer access to convenience outlets is required.
Customer Work Area Power and Internet Access	■	■	■	■	■	Dealer must provide Internet access for customers in all areas of the dealership property (interior and parking lots). Power outlets for battery chargers must be included: one (1) duplex outlet for every six (6) seats in the customer lounge in addition to the power requirement at the customer work area. Outlets to be located above counters, side tables or furniture for customer convenience and ease of access. This can be accomplished using freestanding power kiosks, wall mounted or furniture mounted outlets. As a best practice, it is recommended that USB charging ports be included along with the traditional outlets at each outlet location.
Retail Parts Counter	■	■	■	■	■	Retail counter required, preferably in lounge and retail display area. Finishes must be as specified or approved alternates. At least one Accessories Slat Wall is to be dedicated to GM accessories only. Accessories Slat Wall kit required.
Restrooms	■	■	■	■	■	Appropriate restroom facilities must be provided in or adjacent to the customer interface area. All finishes to be as specified or approved alternates.
Baby Changing Station	□	□	□	□	□	Buick GMC suggests that at least one men's and at least one women's restroom include a baby changing station.
Kid's Play Area	■	■	■	■	■	A designated area for children is required, along with appropriate furniture in a separately enclosed space preferably directly adjacent to the customer lounge.
Furniture	■	■	■	■	■	All furniture visible to or accessible to customer areas to be as specified or approved alternates with specified finishes.
Finishes	■	■	■	■	■	All finishes visible to or accessible to customer areas to be as specified or approved alternates.

LEGEND

■	REQUIRED
□	OPTIONAL
NA	NOT APPLICABLE



NON-CUSTOMER AREAS


FACILITY TYPE	1: EXCLUSIVE STAND ALONE	2: SEPARATE SHOWROOM; SHARED SERVICES	2: BG AS OUT LOT	3: DUPLEX	7: DUAL	REQUIREMENTS
5. SERVICE DEPARTMENT						
Furniture	■	■	■	■	■	All furniture visible or accessible to customer areas must be as specified or approved alternates with specified finishes.
Finishes	■	■	■	■	■	All finishes visible or accessible to customer areas must be as specified or approved alternates.
6. PARTS DEPARTMENT						
Parts Manager	□	□	□	□	□	Furniture and finishes must be as specified or approved alternates.
Furniture	■	■	■	■	■	All furniture visible or accessible to customer areas must be as specified or approved alternates.
Finishes	■	■	■	■	■	All finishes visible or accessible to customer areas must be as specified or approved alternates.
7. NON- CUSTOMER SPACES						
Dealer Office	□	□	□	□	□	The dealer office furniture and finishes, if included and if visible or accessible to customer areas, must be as specified or approved alternates.
Business Development Center (BDC)	□	□	□	□	□	The BDC or “bullpen” is optional. If included and if visible or accessible to customer areas, finishes and furniture must be as specified or approved alternates.
Conference/Training	□	□	□	□	□	The conference and/or training areas are optional. If included and if visible or accessible to customer areas, finishes and furniture must be as specified or approved alternates.
Break Room	□	□	□	□	□	The break room is optional. If included and if visible or accessible to customer areas, finishes and furniture must be as specified or approved alternates.
Furniture	■	■	■	■	■	All furniture visible or accessible to customer areas must be as specified or approved alternates.
Finishes	■	■	■	■	■	All finishes visible or accessible to customer areas must be as specified or approved alternates.
DUAL FACILITIES						
Exterior	NA	NA	NA	NA	■	For dual facilities, the Buick GMC brand image is used.
Signage	NA	NA	NA	NA	■	Signage for Cadillac must be placed on teh primary exterior building elevation as indicated in the DID dealer specific drawings. The shared Service Drive and Service Write-up area will be branded to the Buick GMC image, except as noted.
Interior Fixtures, Finishes, Furniture	NA	NA	NA	NA	■	Interior finishes, fixtures and furniture must be Buick GMC specification. Reference Cadillac CI documentation for all requirements.
Brand-Focused Merchandise	NA	NA	NA	NA	■	Brand-focused merchandising elements for all brands that are sold in the facility must be included in teh Showroom. Reference Cadillac CI documentation for all requirements.

LEGEND

- REQUIRED
- OPTIONAL
- NA NOT APPLICABLE

EXTERIOR

[ENTRY TOWER](#) | [EXTERIOR MATERIALS](#) | [VISIBILITY](#) | [SIGNAGE](#) | [SITE](#) | [EV REQUIREMENTS](#) | [RETURN HOME](#)





DESIGN INTENT

The building exterior should feature and reveal product, dramatically proclaim the brand, and provide a nationally consistent and welcoming face to the customer.

ENTRY TOWER COMPONENTS

1. Dealer Name
2. Buick GMC Brand-Specific Entry Element
3. Buick Signage
4. GMC Signage
5. White ACM
6. Black ACM Accent Band (must be 45% of Fascia)
7. Clear Glass with Clear Anodized Aluminum Appearance Finish Storefront
8. Exterior Feature Vehicle Display (Optional)
9. Properly Identified Customer Parking





REQUIREMENTS

FACILITY TYPE	1: EXCLUSIVE STAND ALONE					REQUIREMENTS
	2: SEPARATE SHOWROOM; SHARED SERVICES					
	3: BG AS OUT LOT					
	7: DUAL					
0. EXTERIOR						
Entry Element	■	■	■	■	■	The silver metallic and black ACM entry element with a curved roofline is required. It contains a soffit at the entry doors and down lights. The ACM material, reveal details, and proportions must be as specified. Dimensions and proportions of the tower must be as specified in Design Intent Document (DID). Entry element may be integral to the building or freestanding - coordinate with vendor if a vendor is providing the element.
ACM Construction	■	■	■	■	■	All ACM (both on the facade and on the entry element) must be either a rout and return or a rain screen system with ½" to ¾" wide reveals. Dry joint systems are required. Batten, molding or field-cut "sheet and stick" systems are not acceptable. ACM joint color must match adjacent ACM panel unless otherwise indicated.
ACM Fascia	■	■	■	■	■	The ACM fascia must extend to the rear wall of the showroom. It must also extend the entire length of the service reception entrance exterior wall. The height of the parapet must be at or above the height of the entry element.
ACM Stripe	■	■	■	■	■	The upper band of the showroom perimeter fascia must be white ACM (ACM3). The lower band (black) must be gloss black ACM (ACM 1) and approximately 45% of total height of fascia.
Exterior Materials	■	■	■	■	■	White and black ACM bands with ACM Entry Element on showroom. EIFS is not acceptable on the showroom walls. Remainder of facility to be painted white (EP1) or to be natural finish masonry. ACM must extend the entire length of the service reception entrance exterior wall. See finish schedule.
Aluminum Storefront	■	■	■	■	■	Clear anodized aluminum appearance storefront is required for the showroom area. The storefront must extend from the showroom floor to the ceiling at a minimum - punched openings are not acceptable at the showroom.
Clear Glazing	■	■	■	■	■	Exterior glass must be clear (i.e. non-tinted in terms of glass color), without interior blinds, drapes, etc. along the interior. There must not be darkening or opaueing film applied to showroom glass. Posters, sales materials, etc. must not be affixed to the glass or glass doors.
Vehicle Visibility	■	■	■	■	■	The facility must comply with all requirements for showroom visibility described in this DID.
SIGNAGE <i>Dealer is required to use approved GM sign vendor, AGI</i>						
Buick GMC Word Mark	■	■	■	■	■	Current low profile, LED Buick GMC sign required, in correct Buick GMC font.
Dealer Name	■	■	■	■	■	Current low-profile Dealer Name sign in correct GM Gothic font.
GMDI	■	■	■	■	■	GMDI pylon or monument signs required.
Directional	□	□	□	□	□	Directional signs should be utilized as necessary to assist customers in locating sales, service, body shop, etc.
Existing Sign Removal	■	■	■	■	■	Existing signs must be removed unless they are compliant with the current Facility Image Program.
Sign over Service Entrance	■	■	■	■	■	"Certified Service" sign.
SITE						
Exterior Curb Side Sign	□	□	□	□	□	Optional in addition to sign over service entrance
Smaller directional signage	□	□	□	□	□	Branded sign
Designated Customer Parking	■	■	■	■	■	An area near the showroom must be designated for customer parking. All customer parking is to be clearly identified (pole-mounted or ground signage).

LEGEND

- REQUIRED
- OPTIONAL
- NA NOT APPLICABLE



GUIDELINES

The exterior entry element should be located on the primary showroom facade. The entry element is intended to surround the main public entry doors. However, site constraints may require that public doors not be part of the entry element. Any deviation from the general intent must be approved by GMFI.

Factory-built entry elements are available from selected vendors. See Entry Element Vendor information [here](#).





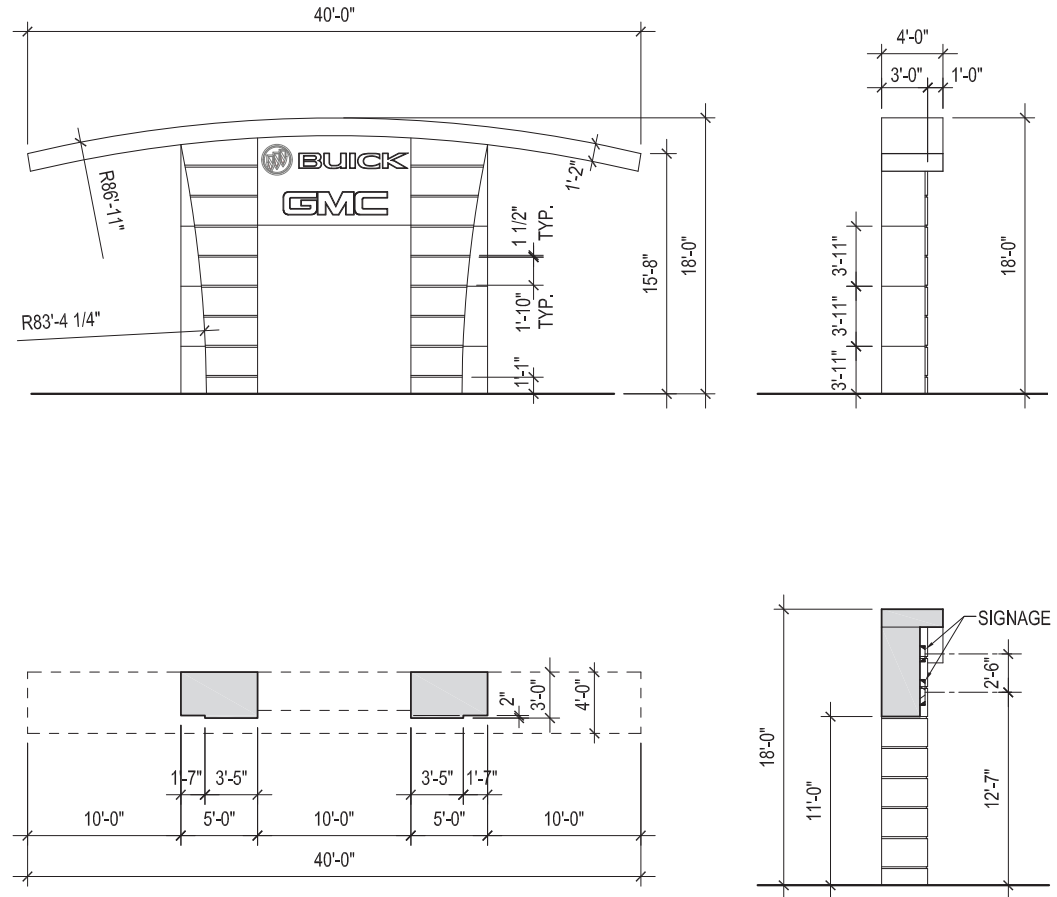
18' H
ENTRY TOWER

Colors: ACM-1 - See Finish Schedule for specification. |Locations: new ACM on Building Fascia, and new Entry Element signage panel, column Box-out front Wedge, return and backside of column|

Colors: ACM-2 - See Finish Schedule for specification. |Location: New Entry Arch, Entry Element, Front and Interior Panels|

Colors: ACM-4 - See Finish Schedule for specification. |Location: Inset on 1-1/2" reveals on Front and Interior Panels|

Signage shown is illustrative. Dealer image signs are designed and installed by AGI. The images on these pages are representative only and actual signs may vary.





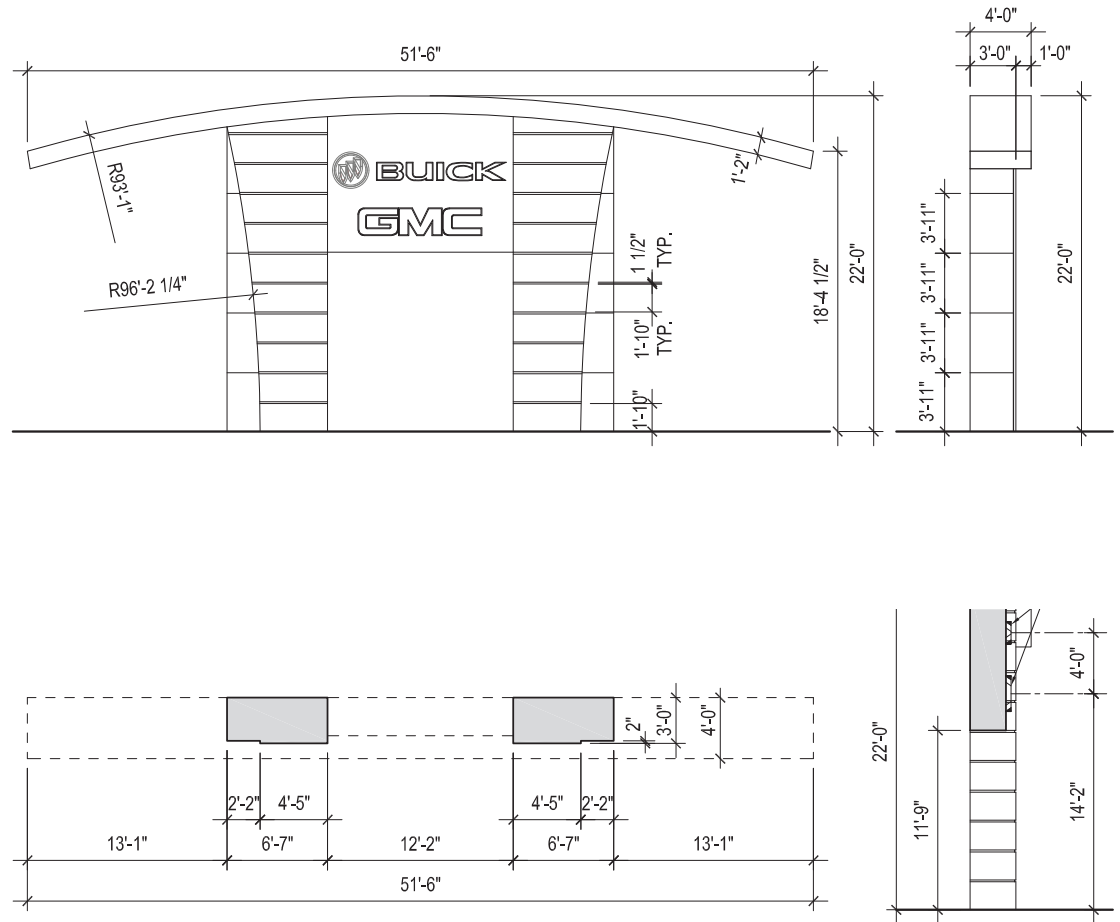
22' H
ENTRY TOWER

Colors: ACM-1 - See Finish Schedule for specification. |Locations: new ACM on Building Fascia, and new Entry Element signage panel, column Box-out front Wedge, return and backside of column|

Colors: ACM-2 - See Finish Schedule for specification. |Location: New Entry Arch, Entry Element, Front and Interior Panels|

Colors: ACM-4 - See Finish Schedule for specification. |Location: Inset on 1-1/2" reveals on Front and Interior Panels|

Signage shown is illustrative. Dealer image signs are designed and installed by AGI. The images on these pages are representative only and actual signs may vary.







BUILDING EXTERIOR

The ACM panels must be either a route and return or a rain screen system with ½” to ¾” wide reveals. Dry joint systems are required. Batten, molding or field-cut ‘sheets and stick’ systems are not acceptable. The ACM joint color must match the color of the adjacent ACM panel, U.O.N.

The signage shown is illustrative. Dealer image signs are designed and installed by AGI. The images on these pages are representative only and actual signs may vary.

The height of the top of the entry element must not exceed the height of the parapet wall.


The ACM panels must be free from non-program items, including cameras, lights, speakers, downspouts gutters, scuppers, and such, on the vertical faces. Coordinate regulatory items to be placed in horizontal planes.



EXTERIOR BLACK ACM

Location: Showroom/ Primary Facades, Entry Element

ACM1



EXTERIOR NATURAL BRUSHED ACM

Location: Entry Element


ACM2



EXTERIOR WHITE ACM

Location: Showroom, Service Write-up, New Car Delivery

ACM3



EXTERIOR HIGH POLISHED ALUMINUM ACM

Location: Entry Element

ACM4



EXTERIOR PAINT

Location: Service Building and Any Other Building Exterior Except Showroom

EP1



EXTERIOR CMU (Color to Match EP1)

Location: Service Building and Any Other Building Exterior Except Showroom

CMU1



EXTERIOR CMU (Color to Match EP2)

Location: Service Building and Any Other Building Exterior Except Showroom

CMU2



VENDOR LIST

ENTRY ELEMENTS AND ACM

AGI

412 North Cedar Bluff Road, Suite 306,
Knoxville, TN 37923

Phone: 865-692-1242

Fax: 865-692-1427

www.agi.net

Jerry Cronley

Phone: 865-323-3560

JCronley@AGI.net

Blair Companies

445 S. Gay Street, Suite 1001
Knoxville, TN 37902

Phone: 865.540.4388

Fax: 865.540.4366

www.blaircompanies.com

Rudy Worthington

865.540.4388 ext. 237

rworthington@blaircompanies.com

Engineered Architectural Systems, Inc.

555 Branch Drive
Alpharetta, GA 30004

Phone: 678-495-1251

Fax: 678-495-1255

www.EAS-Image.com

Pattison Sign Group

410 N. Cedar Bluff Road, Suite 101
Knoxville, TN 37923

Phone: 866.218.1976

Fax: 865.693.1106

www.pattisonsign.com

Jack Kirkland

866.218.1976 ext. 112

jkirkland@pattisonsign.com



VEHICLE VISIBILITY REQUIREMENTS

The required facility image condition is for customers to have unobstructed views of GM vehicles and brand entry elements. This is a key component of customers' arrival and entry experience at the dealer's facility. This applies to both walk-up approaches to the store (including views from the exterior into the store), and upon passage through the customer entrance into the showroom interior.

An additional desirable condition is for potential customers driving past stores to enjoy views of vehicles through showroom glass during the day and evening.

Stores may not place sales workstations and other large fixed furniture within 20 feet of customer entry elements or in places that block the customer's views of vehicles. Posters, sales materials, and the like must not be affixed to the glass or glass doors.

Exterior glass must be "clear"- that is, non-tinted in terms of glass color, without interior blinds, drapes, etc. along the interior. There must not be darkening or opaueing film applied to showroom glass.

Solar fabric mechanical shades on the interior side of glass may be proposed by dealers only in cases of extreme sun conditions that interfere with customer views and comfort.

If approved, the solar fabric mechanical shade must conform with the general specification in this DID.

A balance of visible light transmittance, outside reflectance, and energy concerns must be considered when decisions are made about showroom glass. Low-e coating and other factory applied micro-molecular metallic solar films may be used to improve energy performance provided the increased reflectivity of the glass does not significantly impair daytime views of the vehicles through the glass. Maximum outside reflectance of no greater than 29% (16% preferred), minimum visible light transmittance at 53% (60% or greater, preferred) are the visual parameters for the properties of the showroom glass.



ACCEPTABLE



NOT ACCEPTABLE

OVERHANGS AND SOFFITS

In certain circumstances, predominantly in the southern USA, some stores have large and deep "porches" - overhangs or soffits along the principal façade - and have placed vehicles below, in front of the showroom glass, and in clear view of approaching customers. This is an acceptable condition provided that the overhang or soffit is generally as wide as the store's principal façade, the underside soffit height is a minimum of 12 feet high and a minimum of 20' deep, and that soffit lighting is included to properly illuminate vehicles after sunset. In cases such as this, sales workstations are permitted against the glass exterior wall, provided they do not interfere with customer entry.

GENERAL SPECIFICATION FOR MECHANICAL ROLLER TYPE SHADES

Solar fabric mechanical shades on the interior side of glass may be proposed by dealers only in cases of extreme sun conditions that interfere with customer views and comfort.

The solar fabric mechanical shade must conform with the general specification below:

Systems to match MechoShade ThermoVeil 2100 Series

Openness factor from 10% - 15%, dependent on local conditions

Color to match Shadow Grey

Acceptable Manufacturers:

Mariak Contract (www.mariak.com)

MechoShade (www.mechoshade.com)

Skyco (www.skycoshade.com)



EXTERIOR SIGNAGE

Whether existing or new, all exterior signs should be in good working order. New signage – primary pylon sign, secondary signs, and wayfinding – should appear and be located as specified in this document, and must comply with local restrictions on height and appearance. All exterior signs must be purchased through AGI. AGI will coordinate final approval and installation of all signs.

EXTERIOR SIGNAGE VENDOR CONTACT

Building Signage, Street Pylon Signage and Maintenance Signage

ARCHITECTURAL GRAPHICS, INC. (AGI)


2655 International Parkway
Virginia Beach, VA 23452-7802

Phone: 844.511.7565
gm@agisign.com
www.agi.net

NOTE:

Dealer image signs are designed and installed by AGI. The images on these pages are representative only and actual signs may vary.

Entry Tower Options



Large Tower Signage						
EMBLEM	A HEIGHT	B LENGTH	C OVER ALL LENGTH	SQUARE FT.	WEIGHT	ELECTRICAL
Buick Trishield	26 3/16"	26 3/16"	10' - 4 11/16"	4.76	22 lbs	1 amp
Buick Letters	12 3/4"	7' - 9 3/16"	10' - 4 11/16"	8.25	41.25 lbs	1 amp
GMC	16 1/8"	7' - 3 11/16"	7' - 3 11/16"	9.82	20 lbs	1 amp

Small Tower Signage						
EMBLEM	A HEIGHT	B LENGTH	C OVER ALL LENGTH	SQUARE FT.	WEIGHT	ELECTRICAL
Buick Trishield	21 3/4"	21 3/4"	8' - 7 3/16"	3.28	17 lbs	1 amp
Buick Letters	10 1/8"	6' - 5 1/8"	8' - 7 3/16"	5.42	27 lbs	1 amp
GMC	13 3/8"	6' - 0 9/16"	6' - 0 9/16"	6.74	14 lbs	1 amp



ENTRY TOWER AND LETTERSETS



Certified Service Lettersets					
A HEIGHT	B LENGTH	SQUARE FT.	WEIGHT	ELECTRICAL	
22"	18'-10 1/8"	34.54	80 lbs	2 amp	
16"	13'-08 1/4"	18.25	64 lbs	1 amp	

CERTIFIED SERVICE SIGNAGE 1



A HEIGHT	B HEIGHT	C LENGTH	SQUARE FT.	WEIGHT	ELECTRICAL
22"	1'-6 3/8"	20'-7 7/8"	90.88	328 lbs	2 amps
16"	1'-1 3/8"	15'-0 1/4"	48.07	200 lbs	1 amp

CERTIFIED SERVICE SIGNAGE 2



A HEIGHT	WEIGHT	ELECTRICAL
36"	16lbs/letter	.8 amps/letter
28"	12 lbs/letter	.5 amps/letter
22"	8 lbs/letter	.4 amps/letter
16"	5lbs/letter	.3 amps/letter

DEALER LETTERS

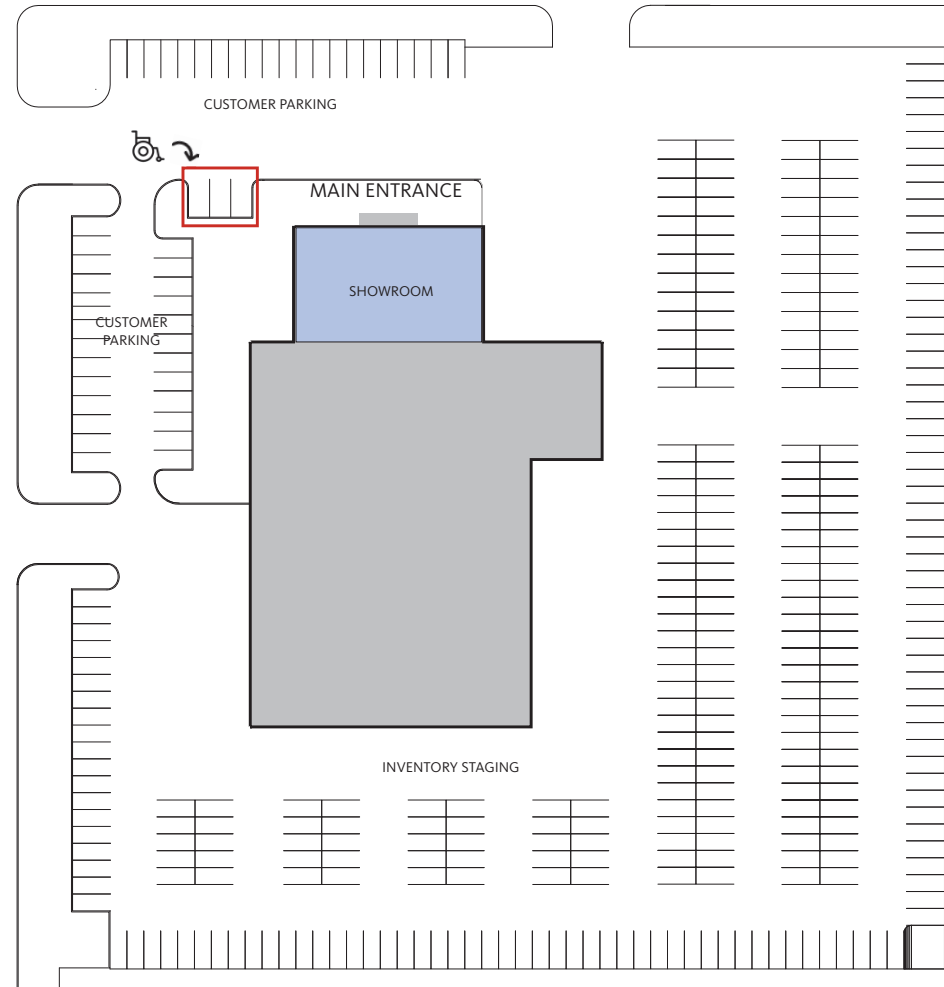


CUSTOMER PARKING

While exact layout will vary, all Buick GMC facilities must accommodate an identified customer parking area which is oriented toward the front entrance or in as close proximity to the front entrance as possible. Special emphasis should be placed on locally ADA-compliant parking placed as close to the main entrance as possible.

An area near the showroom must be designated for customer parking. All customer parking is to be clearly identified (pole-mounted or ground signage).

PARKING AREA ORIENTATION



INTERIOR

[SHOWROOM & SALES](#) | [NEW CAR DELIVERY](#) | [SERVICE DRIVE](#) | [CUSTOMER AMENITIES](#) | [SERVICE DEPT.](#) | [PARTS DEPT.](#) | [NON-CUSTOMER SPACES](#) | [RETURN HOME](#)





ZONE 1: SHOWROOM & SALES

Prominent Lifestyle Vehicle Displays convey the essence of the Brand. While varied customer engagement zones create opportunity for connection.

CONCIERGE

BUICK SHOWROOM & SALES

Lifestyle zone
Hospitality seating
Sales offices

GMC SHOWROOM & SALES

Lifestyle zone
Hospitality seating
Sales offices





ZONE 1

DESIGN INTENT

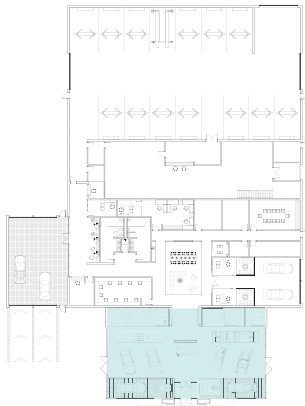
REQUIREMENTS

PROTOTYPICAL LAYOUT

ZONE 1A: CONCIERGE

ZONE 1B: BUICK SHOWROOM

ZONE 1C: GMC SHOWROOM



FINISHES

FINISH SCHEDULE

LIGHTING

LIGHTING SCHEDULE

FURNITURE

FURNITURE SCHEDULE

BRAND FOCUSED MERCHANDISE

BFM SCHEDULE

FACILITY TYPE	1: EXCLUSIVE STAND ALONE	2: SEPARATE SHOWROOM ; SHARED SERVICES	2: BG AS OUT LOT	3: DUPLEX	7: DUAL	REQUIREMENTS
1. SHOWROOM AND SALES						
Showroom	■	■	■	■	■	Facility must include a showroom that meets GM Minimum Space Standards for minimum area and number of display vehicles.
Furniture	■	■	■	■	■	All furniture visible to or accessible to customer areas to be as specified or approved alternate, with specified finishes.
Finishes	■	■	■	■	■	All finishes visible to or accessible to customer areas to be as specified or approved alternate.
Ceramic Tile	■	■	■	■	■	Showroom and other customer areas of the facility are to have the specified ceramic tile or approved alternate.
Lighting	■	■	■	■	■	Showroom lighting must comply with the requirements described in this DID.
High Ceiling	□	□	□	□	□	Preferred to be 12'-0" or higher
Sales Manager	■	■	■	■	■	If Sales Manager office is visible to customers, office must have glass door and front. Finishes, furniture and lights must comply with all GMFI requirements.
General Manager	■	■	■	■	■	If General Manager office is visible to customers, office must have glass door and front. Finishes, furniture and lights must comply with all GMFI requirements.
Sales Offices or Sales Workstations	■	■	■	■	■	Closed offices, open office workstations, freestanding tables or a combination are acceptable. Offices must have glass fronts. Closed offices must have glass doors and fronts. Furniture must be as specified or approved alternates. No sales workstations or other large fixed furniture are allowed within 20 feet of customer entrances or in places that block the customer entry experience or limit views of vehicles, including along showroom front/sides.
Sales Management Area	□	□	□	□	□	If on the showroom floor, the sales management control area must utilize the same furniture and finishes as the showroom. If sales management area utilizes standup counters, it must be enclosed in separate space and glass-enclosed. Neither new nor existing raised sales towers are allowed. May not be within 20'-0" of entry element or on showroom front. Closed offices must have glass doors and fronts.
Required Fixtures (Showroom/Customer Lounge)	■	■	■	■	■	Showroom/Customer Lounge required fixtures include: Buick and GMC Brand Letters, 5-Wheel Mobile Accessories Display, and Accessories Slatwall. Fixtures must be purchased from DCI Marketing. Please see the ordering information and a comprehensive list of required fixtures on Global Connect Facility Image App. Accessories Slat Wall kit required. Only GM Accessories to be displayed.
Wall-Mounted Accent Panels (Buick & GMC specific)	■	■	■	■	■	Brand specific material as described in this DID.
Lifestyle Zone(s) (Buick & GMC specific)	■	■	■	■	■	(1) Lifestyle Zone is required for each Brand (Buick/GMC) as specified and described in this DID (min. requirements - Brand specific floor tile, lighting, seating, digital marketing wall).
In Dealership Digital Network (IDDN)	■	■	■	■	■	Digital point of sale monitor(s) required. See IDDN contact information here

LEGEND

D	REQUIRED
A	OPTIONAL
NA	NOT APPLICABLE



ZONE 1

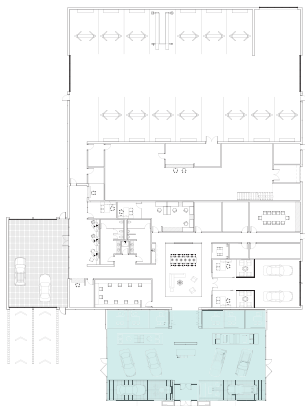
DESIGN INTENT
REQUIREMENTS

PROTOTYPICAL LAYOUT

ZONE 1A: CONCIERGE

ZONE 1B: BUICK SHOWROOM

ZONE 1C: GMC SHOWROOM



FINISHES

FINISH SCHEDULE

LIGHTING

LIGHTING SCHEDULE

FURNITURE

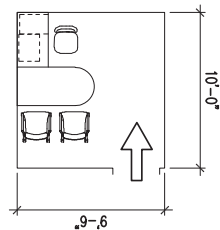

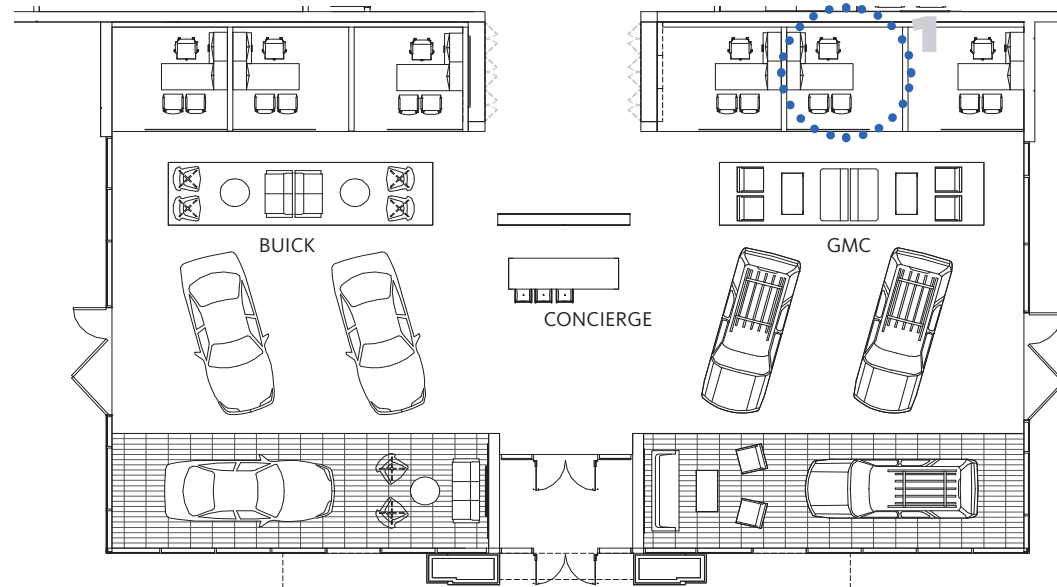
FURNITURE SCHEDULE

BRAND FOCUSED MERCHANDISE

BFM SCHEDULE

SHOWROOM AND SALES

PROTOTYPICAL LAYOUT



1 TYPICAL SALES OFFICE



ZONE 1

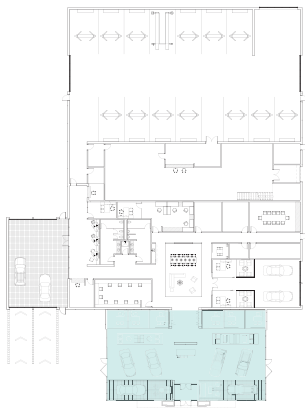
DESIGN INTENT
REQUIREMENTS

PROTOTYPICAL LAYOUT

ZONE 1A: CONCIERGE

ZONE 1B: BUICK SHOWROOM

ZONE 1C: GMC SHOWROOM



FINISHES

FINISH SCHEDULE

LIGHTING

LIGHTING SCHEDULE

FURNITURE

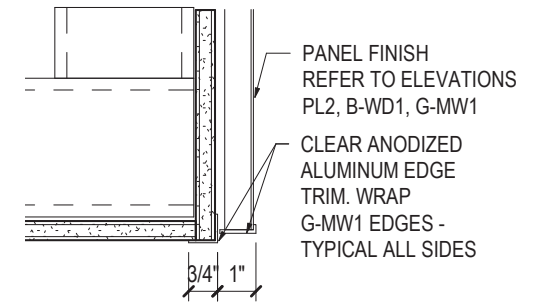
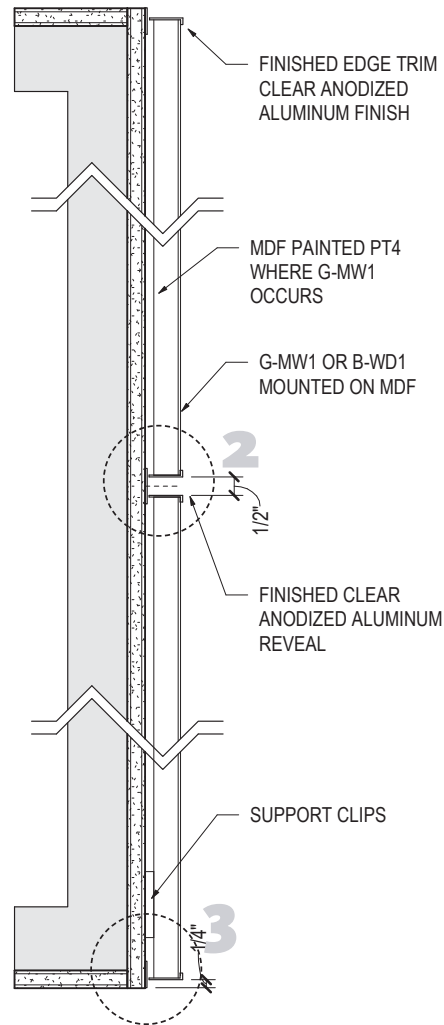
FURNITURE SCHEDULE

BRAND FOCUSED MERCHANDISE

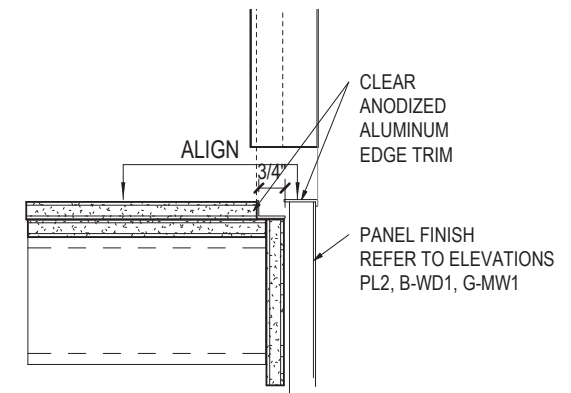
BFM SCHEDULE

SHOWROOM DETAILS FASCIA DETAIL

1 PLAN DETAIL



2 REVEAL DETAIL



3 EDGE DETAIL

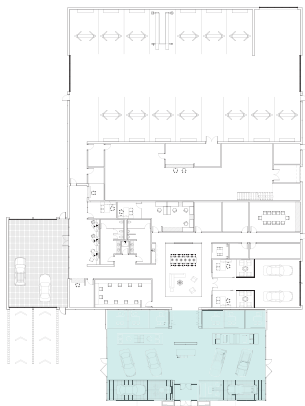


ZONE 1A : CONCIERGE

DESIGN INTENT
REQUIREMENTS
PROTOTYPICAL LAYOUT

ZONE 1A: CONCIERGE

ZONE 1B: BUICK SHOWROOM
ZONE 1C: GMC SHOWROOM



FINISHES
FINISH SCHEDULE

LIGHTING
LIGHTING SCHEDULE

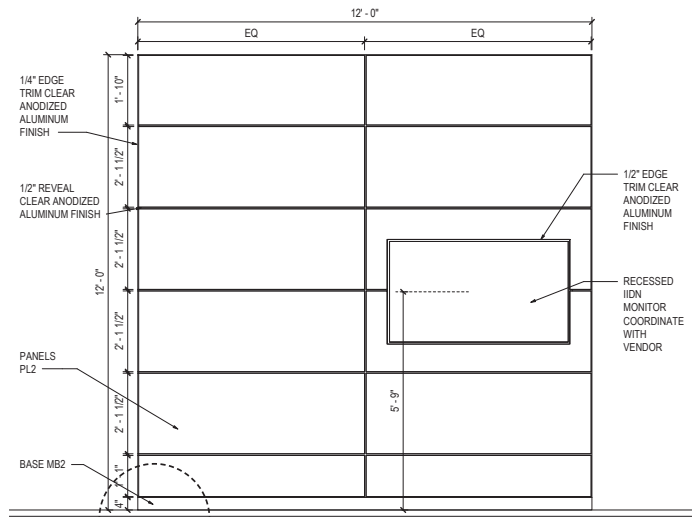
FURNITURE
FURNITURE SCHEDULE

BRAND FOCUSED MERCHANDISE
BFM SCHEDULE

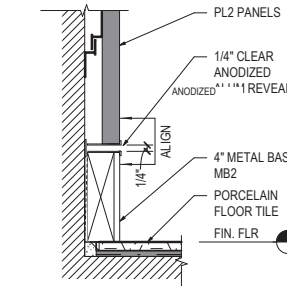
CONCIERGE DETAILS

CONCIERGE WALL ELEVATION

ALTERNATE DIMENSIONS : 12' 0" H x 10' 0" W x 1' 0" D
ALTERNATE DIMENSIONS : 10' 0" H x 12' 0" W x 1' 0" D

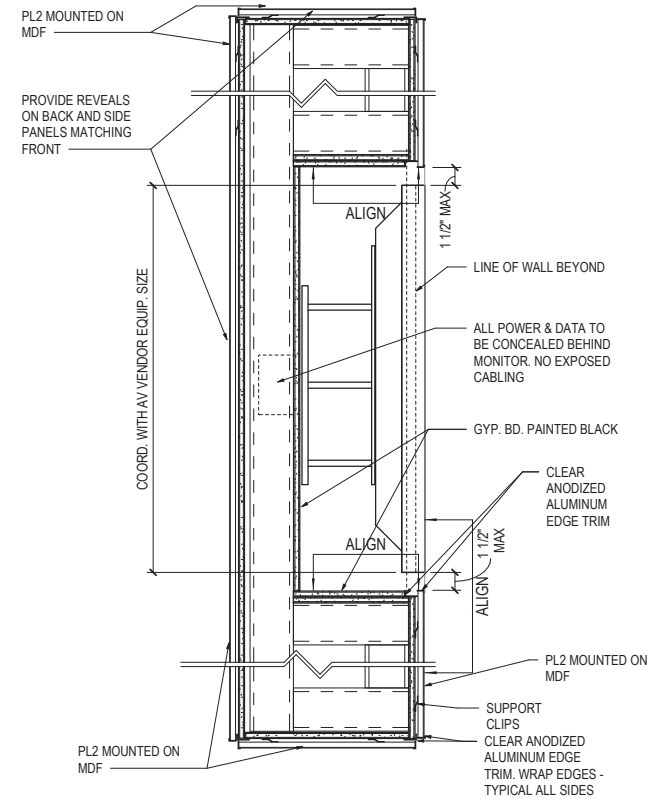


SALES OFFICES



1 BASE DETAIL

CONCIERGE MONITOR



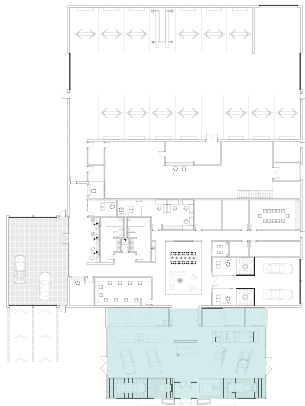


ZONE 1A : CONCIERGE

DESIGN INTENT
REQUIREMENTS
PROTOTYPICAL LAYOUT

ZONE 1A: CONCIERGE

ZONE 1B: BUICK SHOWROOM
ZONE 1C: GMC SHOWROOM



FINISHES
FINISH SCHEDULE

LIGHTING
LIGHTING SCHEDULE

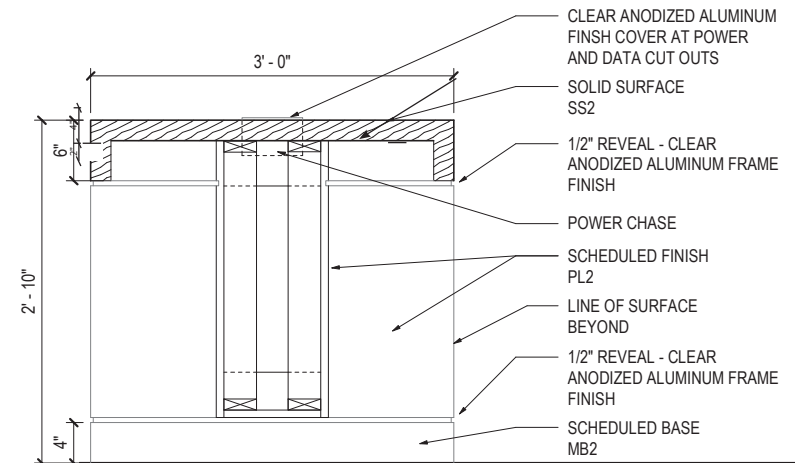
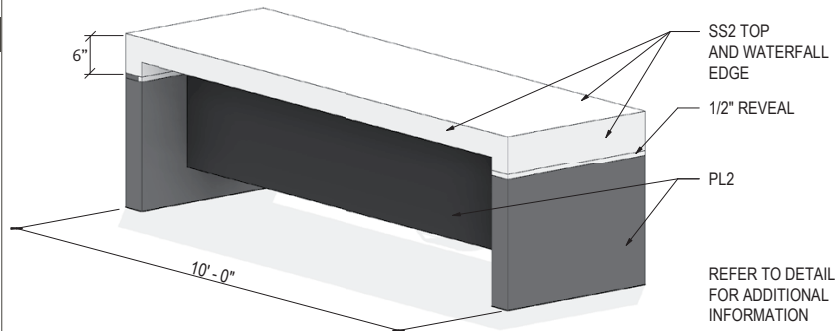
FURNITURE
FURNITURE SCHEDULE

BRAND FOCUSED MERCHANDISE
BFM SCHEDULE

CONCIERGE DETAILS

CONCIERGE COUNTER

ALTERNATE DIMENSIONS : 8' 0" L x 3' 0" W x 2' 10" H



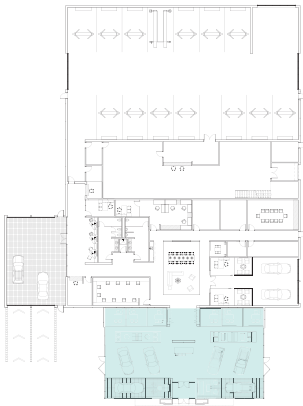


ZONE 1B : BUICK SHOWROOM

DESIGN INTENT
REQUIREMENTS
PROTOTYPICAL LAYOUT
ZONE 1A: CONCIERGE

ZONE 1B: BUICK SHOWROOM

ZONE 1C: GMC SHOWROOM



FINISHES
FINISH SCHEDULE

LIGHTING
LIGHTING SCHEDULE

FURNITURE
FURNITURE SCHEDULE

BRAND FOCUSED MERCHANDISE
BFM SCHEDULE

BUICK LIFESTYLE ZONE



For additional 360 panoramic view click the following link :

<https://vr.yulio.com/4bBbc3LbMi>

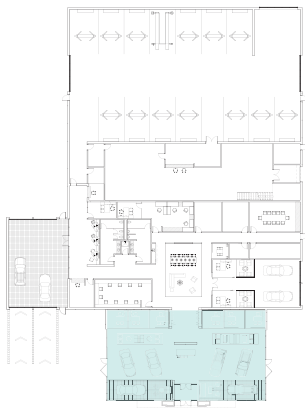


ZONE 1B : BUICK SHOWROOM

DESIGN INTENT
 REQUIREMENTS
 PROTOTYPICAL LAYOUT
 ZONE 1A: CONCIERGE

ZONE 1B: BUICK SHOWROOM

ZONE 1C: GMC SHOWROOM



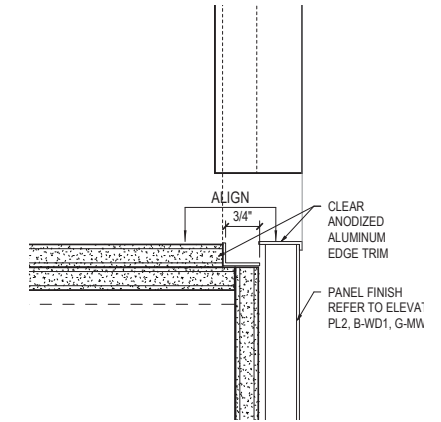
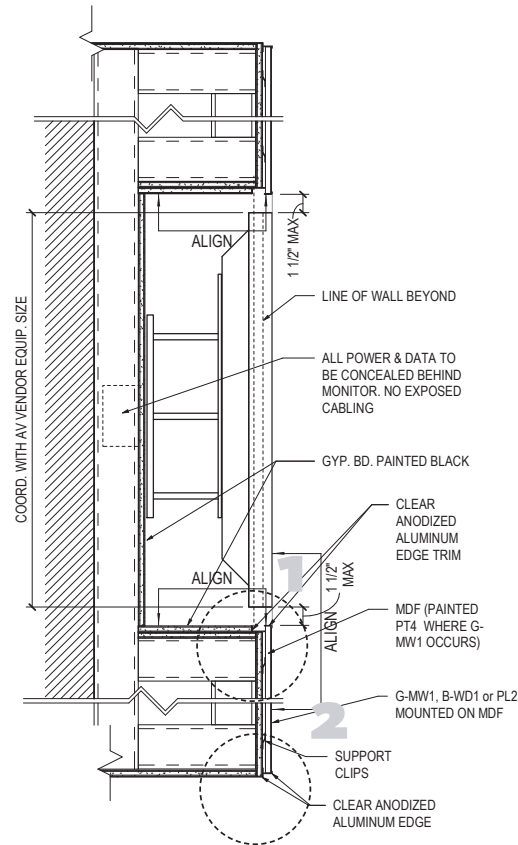
FINISHES
 FINISH SCHEDULE

LIGHTING
 LIGHTING SCHEDULE

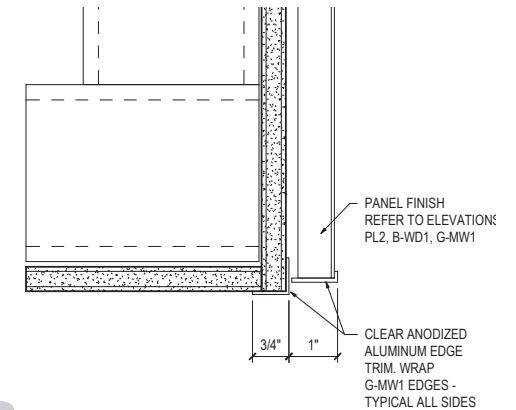
FURNITURE
 FURNITURE SCHEDULE

BRAND FOCUSED MERCHANDISE
 BFM SCHEDULE

LIFESTYLE DETAILS
LIFESTYLE MONITOR



1 EDGE DETAIL



2 EDGE DETAIL

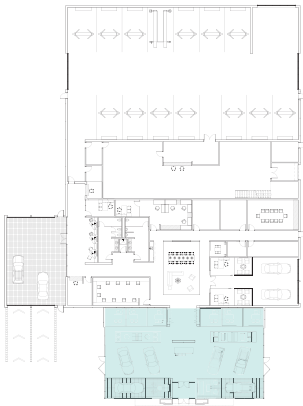


ZONE 1B : BUICK SHOWROOM

DESIGN INTENT
REQUIREMENTS
PROTOTYPICAL LAYOUT
ZONE 1A: CONCIERGE

ZONE 1B: BUICK SHOWROOM

ZONE 1C: GMC SHOWROOM



FINISHES
FINISH SCHEDULE

LIGHTING
LIGHTING SCHEDULE

FURNITURE
FURNITURE SCHEDULE

BRAND FOCUSED MERCHANDISE
BFM SCHEDULE

BUICK HOSPITALITY SEATING & SALES



For additional 360 panoramic view click the following link :

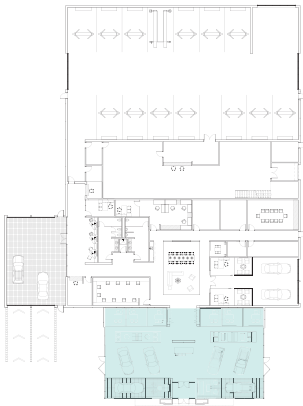
<https://vr.yulio.com/4bBbc3LbMi>



ZONE 1C : GMC SHOWROOM

DESIGN INTENT
REQUIREMENTS
PROTOTYPICAL LAYOUT
ZONE 1A: CONCIERGE
ZONE 1B: BUICK SHOWROOM

ZONE 1C: GMC SHOWROOM



FINISHES
FINISH SCHEDULE

LIGHTING
LIGHTING SCHEDULE

FURNITURE
FURNITURE SCHEDULE

BRAND FOCUSED MERCHANDISE
BFM SCHEDULE

GMC LIFESTYLE ZONE



For additional 360 panoramic view click the following link :

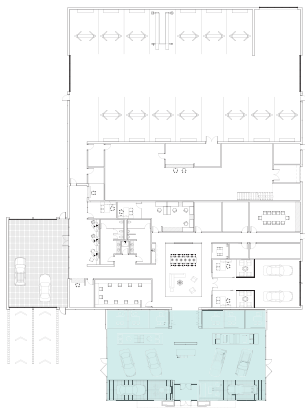
<https://vr.yulio.com/B1LzZt3e1Y>



ZONE 1C : GMC SHOWROOM

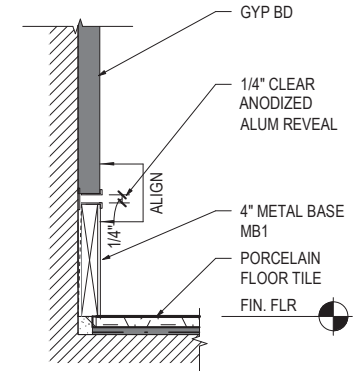
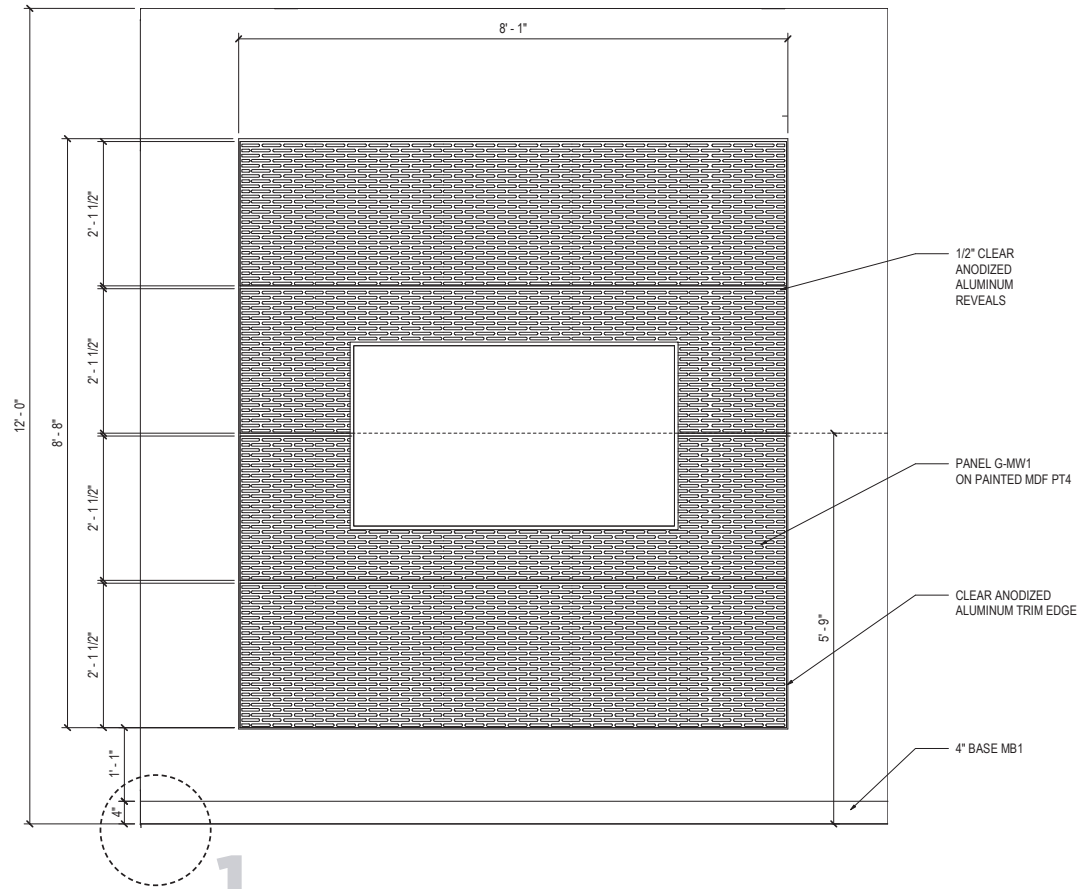
- DESIGN INTENT
- REQUIREMENTS
- PROTOTYPICAL LAYOUT
- ZONE 1A: CONCIERGE
- ZONE 1B: BUICK SHOWROOM

ZONE 1C: GMC SHOWROOM



- FINISHES
 - FINISH SCHEDULE
- LIGHTING
 - LIGHTING SCHEDULE
- FURNITURE
 - FURNITURE SCHEDULE
- BRAND FOCUSED MERCHANDISE
 - BFM SCHEDULE

LIFESTYLE DETAILS LIFESTYLE WALL ELEVATION



1 BASE DETAIL

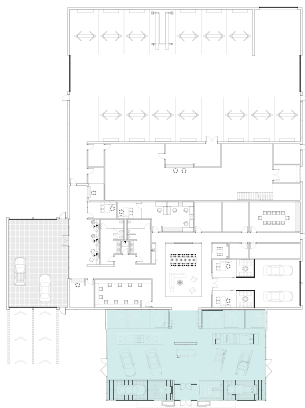
NOTE: Showroom IDDN requirements to be coordinated with IDDN Vendor **here**.



ZONE 1C : GMC SHOWROOM

- DESIGN INTENT
- REQUIREMENTS
- PROTOTYPICAL LAYOUT
- ZONE 1A: CONCIERGE
- ZONE 1B: BUICK SHOWROOM

ZONE 1C: GMC SHOWROOM



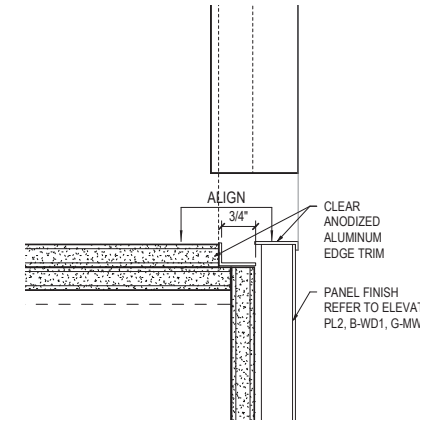
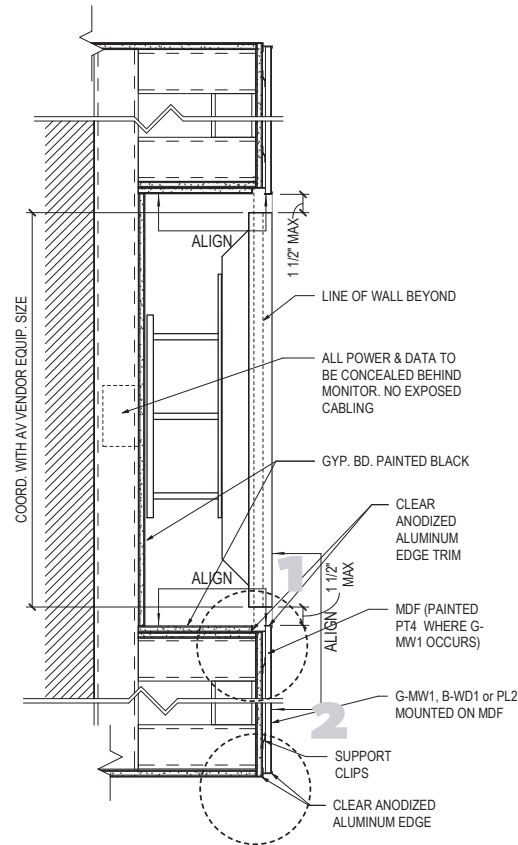
- FINISHES
- FINISH SCHEDULE

- LIGHTING
- LIGHTING SCHEDULE

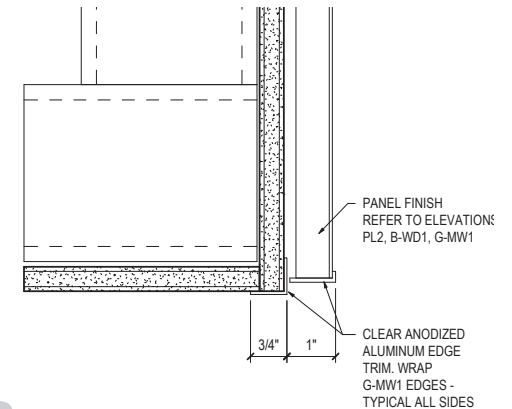
- FURNITURE
- FURNITURE SCHEDULE

- BRAND FOCUSED MERCHANDISE
- BFM SCHEDULE

LIFESTYLE DETAILS LIFESTYLE WALL ELEVATION



1 EDGE DETAIL



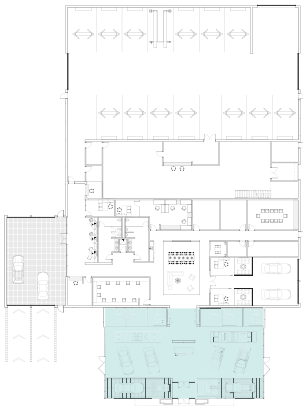
2 EDGE DETAIL



ZONE 1C : GMC SHOWROOM

- DESIGN INTENT
- REQUIREMENTS
- PROTOTYPICAL LAYOUT
- ZONE 1A: CONCIERGE
- ZONE 1B: BUICK SHOWROOM

ZONE 1C: GMC SHOWROOM



- FINISHES
- FINISH SCHEDULE

- LIGHTING
- LIGHTING SCHEDULE

- FURNITURE
- FURNITURE SCHEDULE

- BRAND FOCUSED MERCHANDISE
- BFM SCHEDULE

GMCHOSPITALITY SEATING & SALES



For additional 360 panoramic view click the following link :

<https://vr.yulio.com/B1LzZt3eIY>



ZONE 2 : NEW CAR DELIVERY

New Car Delivery is an extension of the showroom. Delivery of a new vehicle is to be celebrated. The Finance Offices should have a view to the New Car Delivery stall. Where possible, hospitality seating should be present allowing an inviting environment for customers to learn about their new purchase.

NEW CAR DELIVERY AREA

F&I OFFICES

F&I HOSPITALITY SEATING



For additional 360 panoramic view click the following link :

<https://vr.yulio.com/VXaPrkmlBm>



ZONE 2

DESIGN INTENT

REQUIREMENTS

PROTOTYPICAL LAYOUT



FINISHES

FINISH SCHEDULE

LIGHTING

LIGHTING SCHEDULE

FURNITURE

FURNITURE SCHEDULE

BRAND FOCUSED MERCHANDISE

BFM SCHEDULE

FACILITY TYPE	1: EXCLUSIVE STAND ALONE	2: SEPARATE SHOWROOM ; SHARED SERVICES	2: BG AS OUT LOT	3: DUPLEX	7: DUAL	REQUIREMENTS
2. NEW CAR DELIVERY						
New Car Delivery	■	■	■	■	■	There must be a designated, covered area for New Car Delivery. A minimum of (1) New Car Delivery stall per Finance office is to be provided.
Finance Office	■	■	■	■	■	Offices must be enclosed with glass fronts and glass doors. F&I must comply with all GMFI requirements.
Furniture	■	■	■	■	■	All furniture visible to or accessible to customer areas to be as specified or approved alternates with specified finishes.
Finishes	■	■	■	■	■	All finishes visible to or accessible to customer areas to be as specified or approved alternates.

LEGEND

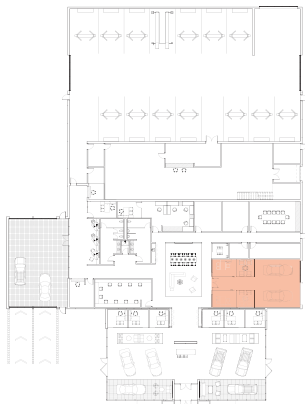
D	REQUIRED
A	OPTIONAL
NA	NOT APPLICABLE



ZONE 2

DESIGN INTENT
REQUIREMENTS

PROTOTYPICAL LAYOUT



FINISHES

FINISH SCHEDULE

LIGHTING

LIGHTING SCHEDULE

FURNITURE

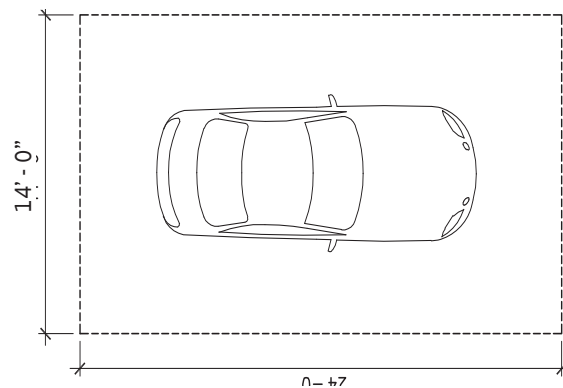
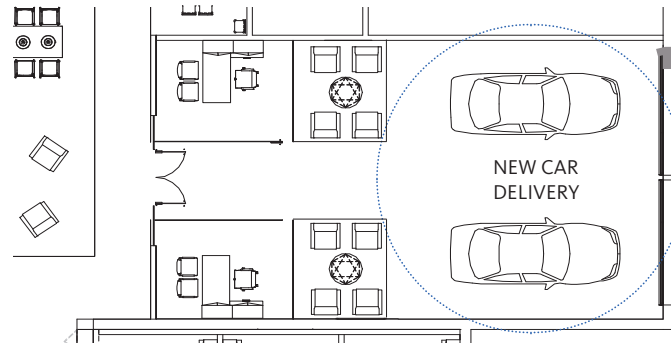
FURNITURE SCHEDULE

BRAND FOCUSED MERCHANDISE

BFM SCHEDULE

NEW CAR DELIVERY

PROTOTYPICAL LAYOUT



1 MINIMUM SPACE REQUIREMENTS
PER NEW CAR DELIVERY STALL



ZONE 3 : SERVICE DRIVE

The Service Drive must deliver to the customer a clearly defined path to service; and, once there, a comfortable environment in which to interact with service staff and determine service needs for the vehicle.


SERVICE LANES

QUICK - SERVICE LANES

SERVICE WRITER

SERVICE MANAGER'S OFFICE

WARRANTY CLAIMS OFFICE



For additional 360 panoramic view click the following link :

<https://yulio.com/NS8NhZpM9V>

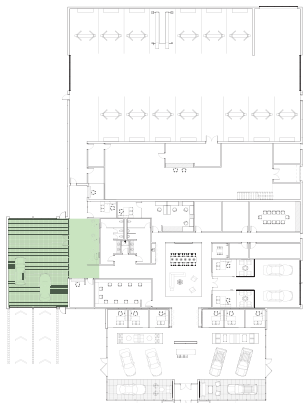


ZONE 3

DESIGN INTENT

REQUIREMENTS

PROTOTYPICAL LAYOUT
DETAILS



FINISHES

FINISH SCHEDULE

LIGHTING

LIGHTING SCHEDULE

FURNITURE

FURNITURE SCHEDULE

BRAND FOCUSED MERCHANDISE

BFM SCHEDULE

FACILITY TYPE	1: EXCLUSIVE STAND ALONE	2: SEPARATE SHOWROOM / SHARED SERVICES	2: BG AS OUT LOT	3: DUPLEX	7: DUAL	REQUIREMENTS
3. SERVICE DRIVE / WRITE UP						
Service Drive Visibility	■	■	□	■	■	Facility design must facilitate adequate visual recognition of service drive.
Service Reception Lane	■	■	□	■	■	Service Reception must be at either a covered or enclosed area. If enclosed, glass overhead service lane doors are required. If a glass storefront system is present, glass mandors are also required.
Service Reception Entrance Lights	■	■	□	■	■	Each Service Reception Lane is required to have an Entrance Light Indicator if more than one (1) lane is present. Entrance Light Indicators are available from DCI Marketing. Please see the ordering information and a comprehensive list of required fixtures on Global Connect Facility Image App.
Service Reception Exterior Pavement Markers	■	■	□	■	■	Service Reception Lanes are required to have Exterior Pavement Markers. Exterior Pavement Markers are available from DCI Marketing. Please see the ordering information and a comprehensive list of required fixtures on Global Connect Facility Image App.
Service Drive Separation	■	■	■	■	■	The service drive must be separated from the service bays by a full-height wall. A solid panel overhead door for access to the service bays may be used.
Service Write-up	■	■	□	■	■	Service write-up must be enclosed in a separate, fully conditioned space. The finishes and furniture to be as specified or approved alternates. Service write-up should be located directly adjacent to showroom/lounge so that customers do not have to cross the service lane to enter these spaces. Service write-up transparency is required through shared Service Consultant/ customer monitor viewing via dual monitor, articulating monitor arm, or tablets.
Service Manager	■	■	■	■	■	Service Manager office must be directly accessible to customers. If the office is not directly accessible, an accessible consultation office must be provided, preferably adjacent to service write-up. Furniture and finishes must be as specified or approved alternate. Glass door and glass fronts are required.
Required Fixtures (Service)	■	■	□	■	■	Service required fixtures include: Key Drop Box and Hours of Operation Sign, Exterior Lot Pavement Markings and Directional Lane Lights. Fixtures are available from DCI Marketing. Please see the ordering information and a comprehensive list of required fixtures on Global Connect Facility Image App.
Digital Menu Board	■	■	■	■	■	Digital Menu Board is required. See IDDN contact info provided here
Furniture	■	■	□	■	■	All furniture visible to or accessible to customer areas to be as specified or approved alternates with specified finishes.
Finishes	■	■	□	■	■	All finishes visible to or accessible to customer areas to be as specified or approved alternates.

LEGEND

- REQUIRED
- OPTIONAL
- NA NOT APPLICABLE

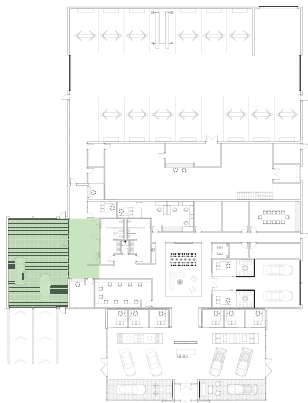


ZONE 3

DESIGN INTENT
REQUIREMENTS

PROTOTYPICAL LAYOUT

DETAILS



FINISHES

FINISH SCHEDULE

LIGHTING

LIGHTING SCHEDULE

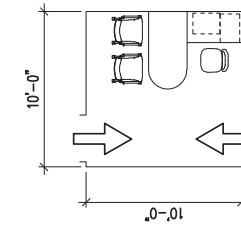
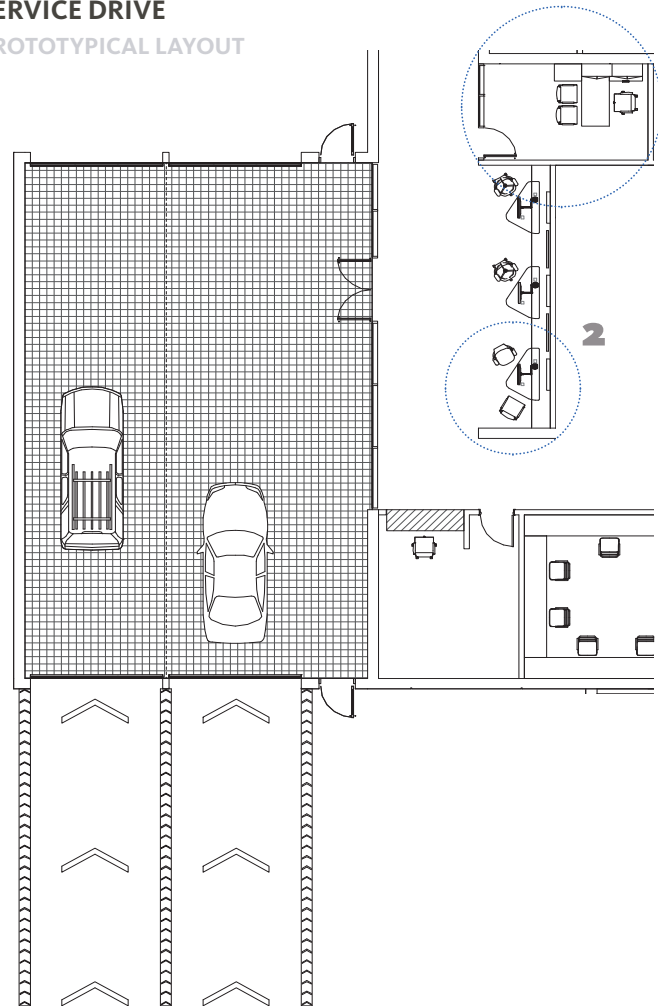
FURNITURE

FURNITURE SCHEDULE

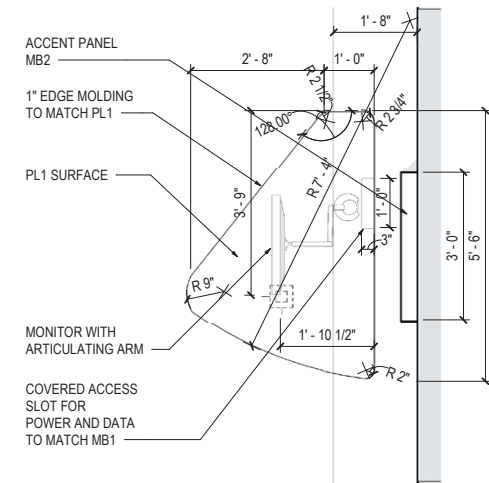
BRAND FOCUSED MERCHANDISE

BFM SCHEDULE

SERVICE DRIVE PROTOTYPICAL LAYOUT



1 TYPICAL SERVICE
MANAGER OFFICE



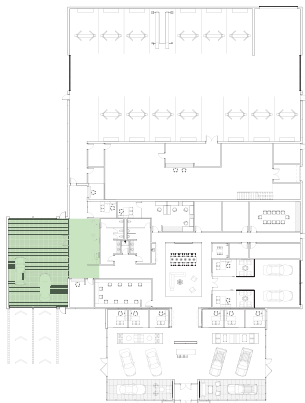
2 TYPICAL SERVICE
WRITE-UP DESK



ZONE 3

DESIGN INTENT
REQUIREMENTS
PROTOTYPICAL LAYOUT

DETAILS



FINISHES
FINISH SCHEDULE

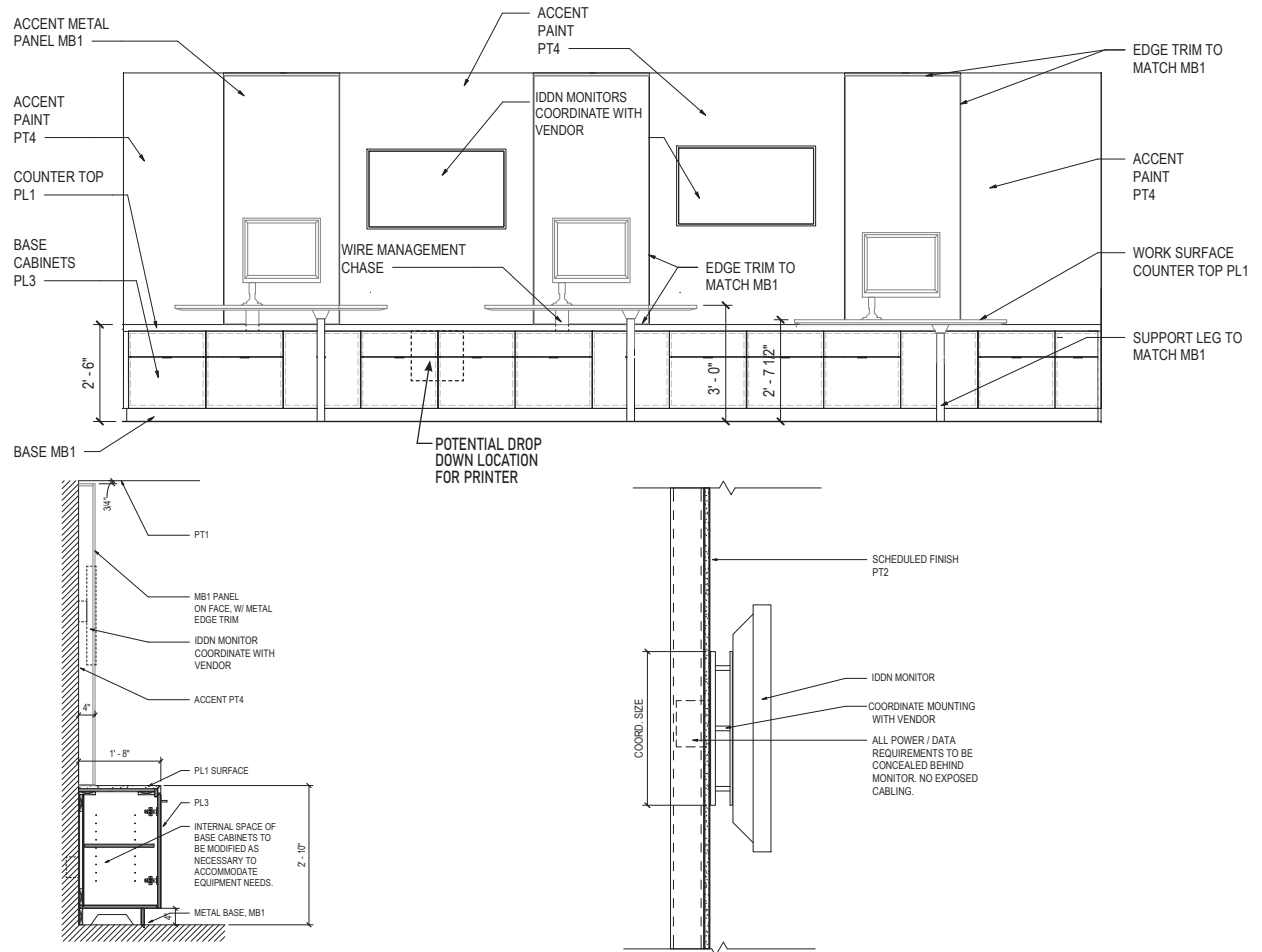
LIGHTING
LIGHTING SCHEDULE

FURNITURE
FURNITURE SCHEDULE

BRAND FOCUSED MERCHANDISE
BFM SCHEDULE

SERVICE DRIVE DETAILS

ELEVATION | SECTION





ZONE 4 : CUSTOMER AMENITIES

Customer amenity spaces exist to support and delight customers while they are in the dealership.

CUSTOMER WORK SPACE

CHILDREN'S PLAY AREA

REFRESHMENT/HOSPITALITY AREA

CUSTOMER RESTROOMS

RETAIL PARTS DISPLAY

RETAIL PARTS COUNTER

CASHIER

CUSTOMER LOUNGE

WARRANTY OFFICE

CUSTOMER RELATIONS MANAGER OFFICE



For additional 360 panoramic view click the following link :

<https://vr.yulio.com/H4Mqv2MX00>



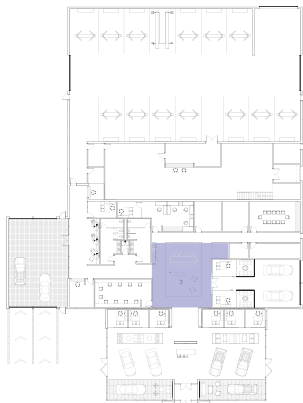
ZONE 4

DESIGN INTENT

REQUIREMENTS

PROTOTYPICAL LAYOUT

DETAILS



FINISHES

FINISH SCHEDULE

LIGHTING

LIGHTING SCHEDULE

FURNITURE

FURNITURE SCHEDULE

BRAND FOCUSED MERCHANDISE

BFM SCHEDULE

FACILITY TYPE	1: EXCLUSIVE STAND ALONE	2: SEPARATE SHOWROOM ; SHARED SERVICES	2: BG AS OUT LOT	3: DUPLEX	7: DUAL	REQUIREMENTS
4. CUSTOMER AMENITIES						
Lounge	■	■	■	■	■	Facility must include a customer waiting area within the sales building. If service write-up occurs in a separate building, additional customer waiting must be provided in that building. All furniture and finishes to be as specified or approved alternates. Customer access to convenience outlets is required.
Cashier Counter	■	■	■	■	■	Cashier counter required, preferably in lounge and retail display area. This function may be performed by service writers in lieu of cashier. Finishes must comply with required specifications.
Refreshments/Hospitality Area	■	■	■	■	■	Dealership must provide some source of refreshments for customers. Vending machines alone do not satisfy this requirement.
Vending machines	□	□	□	□	□	If included, vending machines must not be visible from the showroom.
TV/Media Wall	■	■	■	■	■	A media wall with a large, flat screen television is required. Reference details
In Dealership Digital Network (IDDN)	□	□	□	□	□	Digital point of sale monitor is optional. See IDDN contact information here
Customer Work Area	■	■	■	■	■	Customer access to convenience outlets is required.
Customer Work Area Power and Internet Access	■	■	■	■	■	Dealer must provide Internet access for customers in all areas of the dealership property (interior and parking lots). Power outlets for battery chargers must be included: one (1) duplex outlet for every six (6) seats in the customer lounge in addition to the power requirement at the customer work area. Outlets to be located above counters, side tables or furniture for customer convenience and ease of access. This can be accomplished using freestanding power kiosks, wall mounted or furniture mounted outlets. As a best practice, it is recommended that USB charging ports be included along with the traditional outlets at each outlet location.
Retail Parts Counter	■	■	■	■	■	Retail counter required, preferably in lounge and retail display area. Finishes must be as specified or approved alternates. At least one Accessories Slat Wall is to be dedicated to GM accessories only. Accessories Slat Wall kit required.
Restrooms	■	■	■	■	■	Appropriate restroom facilities must be provided in or adjacent to the customer interface area. All finishes to be as specified or approved alternates.
Baby Changing Station	□	□	□	□	□	Buick GMC suggests that at least one men's and at least one women's restroom include a baby changing station.
Kid's Play Area	■	■	■	■	■	A designated area for children is required, along with appropriate furniture in a separately enclosed space preferably directly adjacent to the customer lounge.
Furniture	■	■	■	■	■	All furniture visible to or accessible to customer areas to be as specified or approved alternates with specified finishes.
Finishes	■	■	■	■	■	All finishes visible to or accessible to customer areas to be as specified or approved alternates.

LEGEND

D	REQUIRED
A	OPTIONAL
NA	NOT APPLICABLE

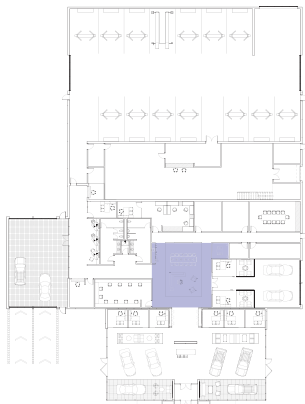


ZONE 4

DESIGN INTENT
REQUIREMENTS

PROTOTYPICAL LAYOUT

DETAILS



FINISHES

FINISH SCHEDULE

LIGHTING

LIGHTING SCHEDULE

FURNITURE

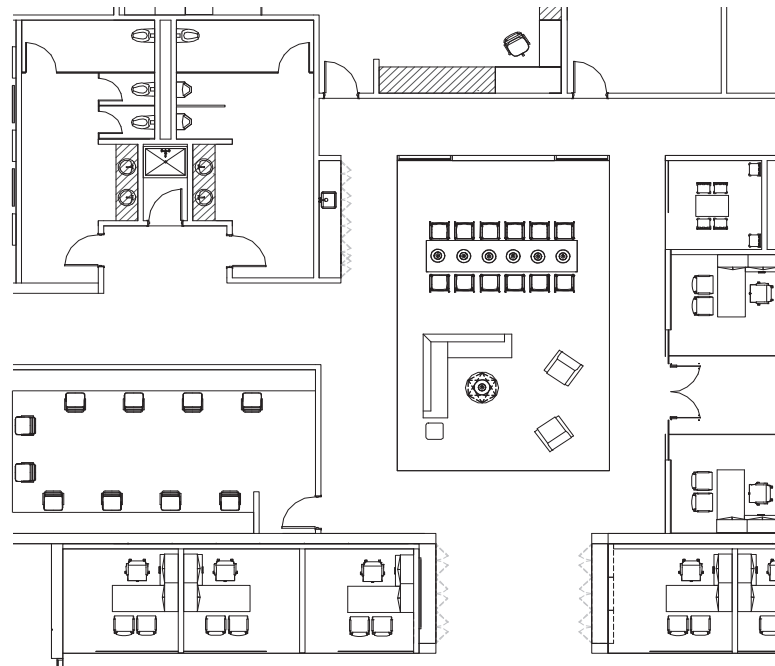
FURNITURE SCHEDULE

BRAND FOCUSED MERCHANDISE

BFM SCHEDULE

CUSTOMER AMENITIES

PROTOTYPICAL LAYOUT

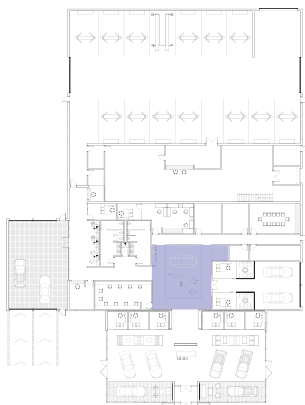




ZONE 4

- DESIGN INTENT
- REQUIREMENTS
- PROTOTYPICAL LAYOUT

DETAILS



- FINISHES
- FINISH SCHEDULE

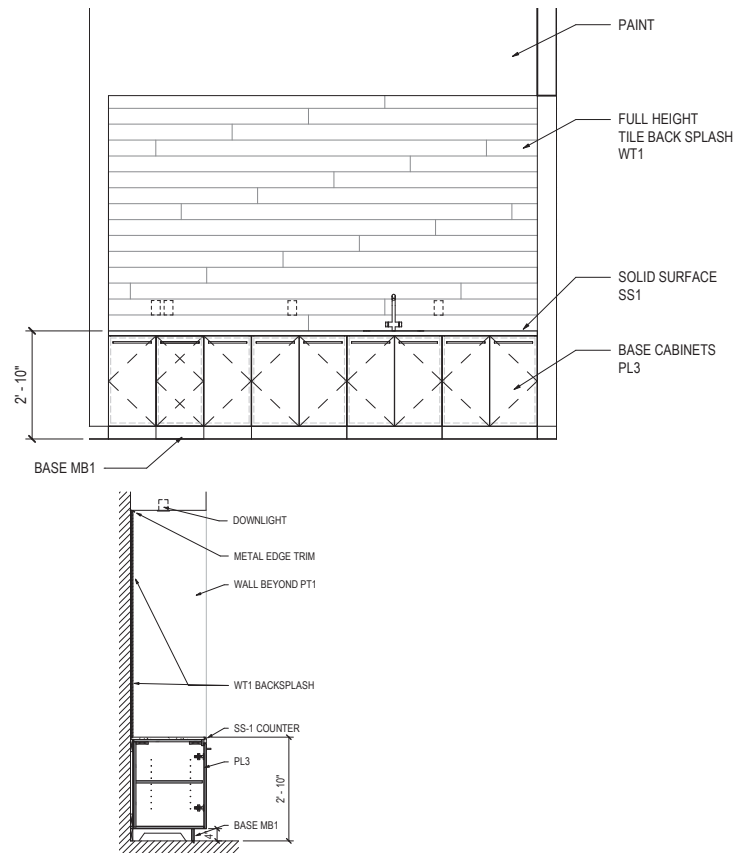
- LIGHTING
- LIGHTING SCHEDULE

- FURNITURE
- FURNITURE SCHEDULE

- BRAND FOCUSED MERCHANDISE
- BFM SCHEDULE

CUSTOMER AMENITIES PROTOTYPICAL LAYOUT

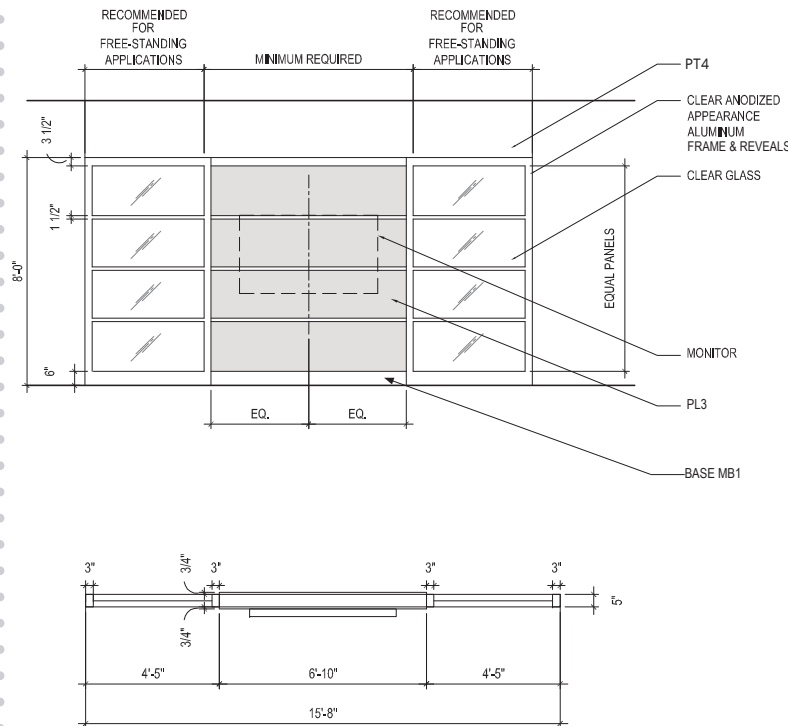
1 REFRESHMENT COUNTER



NOTES :

DIMENSIONS ARE SUBJECT TO SITE - SPECIFIC CONDITIONS.
COORDINATE WITH YOUR ARCHITECT OF RECORD TO ENSURE **ADA** COMPLIANCE.

2 MEDIA WALL



NOTES :

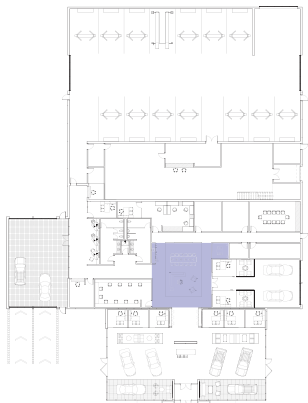
- IF THE MEDIA WALL IS BUILT ADJACENT TO A WALL, THE GLASS SIDELIGHTS ARE NOT INCLUDED. THE SIDELIGHTS ARE RECOMMENDED FOR FREE-STANDING APPLICATION.



ZONE 4

- DESIGN INTENT
- REQUIREMENTS
- PROTOTYPICAL LAYOUT

DETAILS



- FINISHES
- FINISH SCHEDULE

- LIGHTING
- LIGHTING SCHEDULE

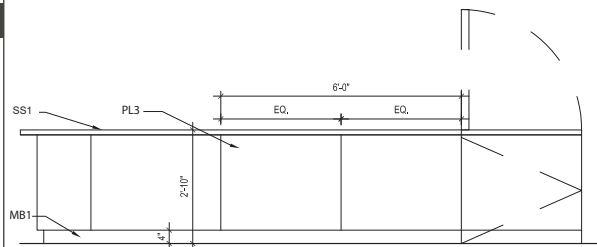
- FURNITURE
- FURNITURE SCHEDULE

- BRAND FOCUSED MERCHANDISE
- BFM SCHEDULE

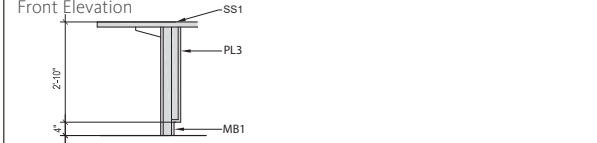
CUSTOMER AMENITIES

PROTOTYPICAL LAYOUT

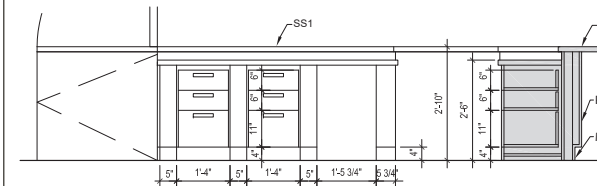
3 CASHIER/ RETAIL PARTS COUNTER



Front Elevation

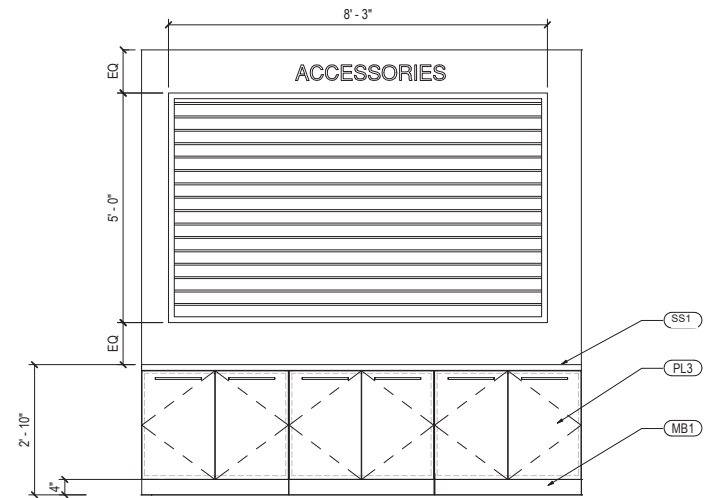


Section 1



Section 2

4 RETAIL PARTS WALL



NOTES :

- "ACCESSORIES" SIGN AND SLAT WALL FIXTURE MUST BE PURCHASED FROM DCI MARKETING. AT LEAST ONE ACCESSORIES SLAT WALL IS TO BE DEDICATED TO GM ACCESSORIES ONLY.
- DIMENSIONS ARE SUBJECT TO SITE - SPECIFIC CONDITIONS.
- COORDINATE WITH YOUR ARCHITECT OF RECORD TO ENSURE ADA COMPLIANCE.
- SEE VENDOR CONTACT LIST FOR CONTACT INFORMATION.



ZONE 5 : SERVICE DEPARTMENT

The Service Department must provide a clear, organized and effective flow from the write-up performed with the Service Advisor to the work performed by the Service Technician.

SERVICE STALLS

QUICK - SERVICE STALLS

ALIGNMENT STALLS

DETAIL/ WASH STALLS

COMPRESSOR ROOM

OIL STORAGE ROOM

USED TIRE AND BATTERY STORAGE

TECHNICIAN LUNCHROOM

TECHNICIAN TRAINING ROOM

TECHNICIAN LOCKER/RESTROOM

SHOP FOREMAN OFFICE

TOOL ROOM



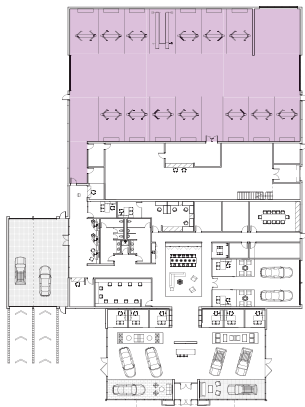


ZONE 5

DESIGN INTENT

REQUIREMENTS

PROTOTYPICAL LAYOUT



FINISHES

FINISH SCHEDULE

LIGHTING

LIGHTING SCHEDULE

FURNITURE

FURNITURE SCHEDULE

BRAND FOCUSED MERCHANDISE

BFM SCHEDULE

FACILITY TYPE	1: EXCLUSIVE STAND ALONE	2: SEPARATE SHOWROOM ; SHARED SERVICES	2: BG AS OUT LOT	3: DUPLEX	7: DUAL	REQUIREMENTS
5. SERVICE DEPARTMENT						
Furniture	■	■	■	■	■	All furniture visible or accessible to customer areas must be as specified or approved alternates with specified finishes.
Finishes	■	■	■	■	■	All finishes visible or accessible to customer areas must be as specified or approved alternates.

LEGEND

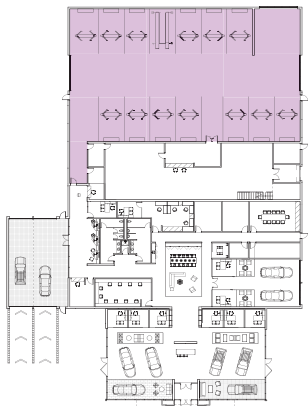
D	REQUIRED
A	OPTIONAL
NA	NOT APPLICABLE



ZONE 5

DESIGN INTENT
REQUIREMENTS

PROTOTYPICAL LAYOUT



FINISHES

FINISH SCHEDULE

LIGHTING

LIGHTING SCHEDULE

FURNITURE

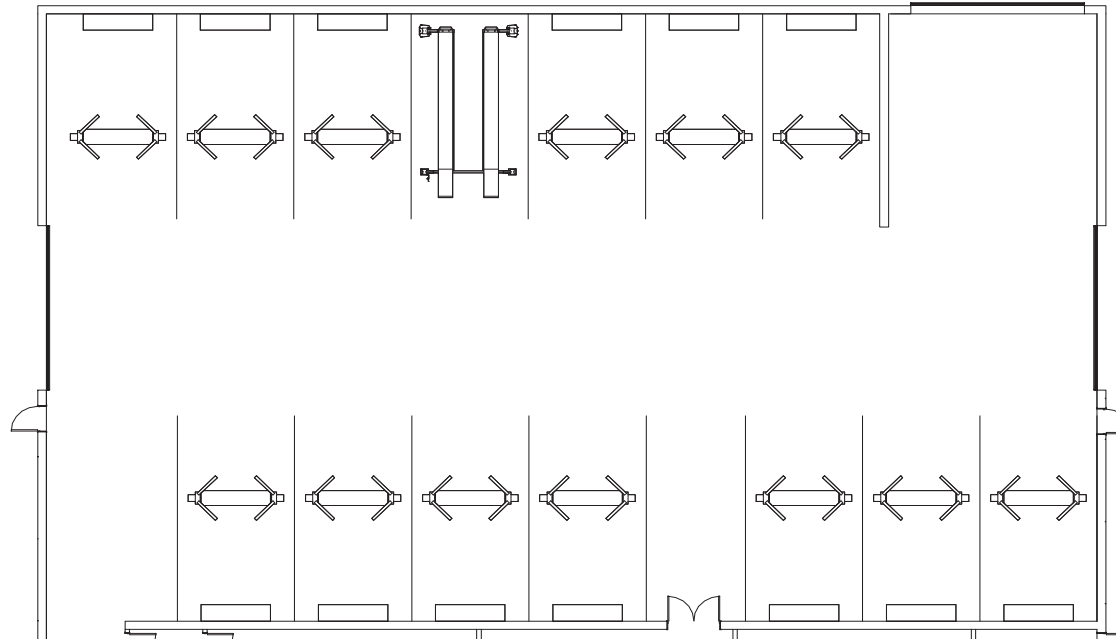
FURNITURE SCHEDULE

BRAND FOCUSED MERCHANDISE

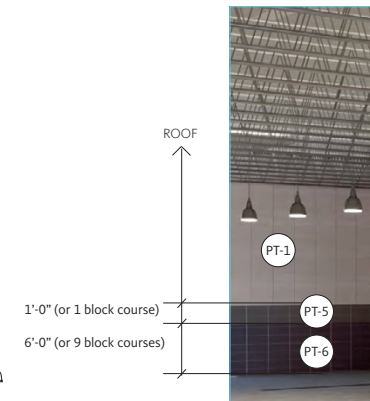
BFM SCHEDULE

SERVICE DEPARTMENT

PROTOTYPICAL LAYOUT



1 ACCENT PAINT DETAIL





ZONE 6 : PARTS DEPARTMENT

The Parts Department must support the most efficient process and workflow for delivery, stocking, location, and acquisition of parts by the Service Technician.

TECHNICIANS PARTS COUNTER

PARTS MANAGER OFFICE

SHIPPING AND RECEIVING DROP-OFF

PARTS MEZZANINE

FACILITY TYPE	1: EXCLUSIVE STAND ALONE	2: SEPARATE SHOWROOM ; SHARED SERVICES	2: BG AS OUT LOT	3: DUPLEX	7: DUAL	REQUIREMENTS
6. PARTS DEPARTMENT						
Parts Manager	<input type="checkbox"/>	<input type="checkbox"/>	<input type="checkbox"/>	<input type="checkbox"/>	<input type="checkbox"/>	Furniture and finishes must be as specified or approved alternates.
Furniture	<input checked="" type="checkbox"/>	<input checked="" type="checkbox"/>	<input checked="" type="checkbox"/>	<input checked="" type="checkbox"/>	<input checked="" type="checkbox"/>	All furniture visible or accessible to customer areas must be as specified or approved alternates.
Finishes	<input checked="" type="checkbox"/>	<input checked="" type="checkbox"/>	<input checked="" type="checkbox"/>	<input checked="" type="checkbox"/>	<input checked="" type="checkbox"/>	All finishes visible or accessible to customer areas must be as specified or approved alternates.

LEGEND

D	REQUIRED
A	OPTIONAL
NA	NOT APPLICABLE



ZONE 7 : NON-CUSTOMER SPACES

The design intent for all non-customer spaces is to encourage and enhance workflow for the success of the business. These spaces include administrative functions, training/lunchrooms, and private offices.

- CENTRAL OFFICE
- COMPTROLLERS OFFICE
- OFFICE MANAGER
- GENERAL OFFICE
- FILE STORAGE AREA
- IT CLOSET
- PRINT / COPY ROOM
- DEALERS OFFICE
- CONFERENCE AND TRAINING ROOM
- LUNCHROOM
- EMPLOYEE RESTROOMS
- BUSINESS DEVELOPMENT CENTER
- INTERNET SALES DEPARTMENT

FACILITY TYPE	1: EXCLUSIVE STAND ALONE	2: SEPARATE SHOWROOM ; SHARED SERVICES	2: BG AS OUT LOT	3: DUPLEX	7: DUAL	REQUIREMENTS
7. NON- CUSTOMER SPACES						
Dealer Office	<input type="checkbox"/>	<input type="checkbox"/>	<input type="checkbox"/>	<input type="checkbox"/>	<input type="checkbox"/>	The dealer office furniture and finishes, if included and if visible or accessible to customer areas, must be as specified or approved alternates.
Business Development Center (BDC)	<input type="checkbox"/>	<input type="checkbox"/>	<input type="checkbox"/>	<input type="checkbox"/>	<input type="checkbox"/>	The BDC or "bullpen" is optional. If included and if visible or accessible to customer areas, finishes and furniture must be as specified or approved alternates.
Conference/Training	<input type="checkbox"/>	<input type="checkbox"/>	<input type="checkbox"/>	<input type="checkbox"/>	<input type="checkbox"/>	The conference and/or training areas are optional. If included and if visible or accessible to customer areas, finishes and furniture must be as specified or approved alternates.
Break Room	<input type="checkbox"/>	<input type="checkbox"/>	<input type="checkbox"/>	<input type="checkbox"/>	<input type="checkbox"/>	The break room is optional. If included and if visible or accessible to customer areas, finishes and furniture must be as specified or approved alternates.
Furniture	<input checked="" type="checkbox"/>	<input checked="" type="checkbox"/>	<input checked="" type="checkbox"/>	<input checked="" type="checkbox"/>	<input checked="" type="checkbox"/>	All furniture visible or accessible to customer areas must be as specified or approved alternates.
Finishes	<input checked="" type="checkbox"/>	<input checked="" type="checkbox"/>	<input checked="" type="checkbox"/>	<input checked="" type="checkbox"/>	<input checked="" type="checkbox"/>	All finishes visible or accessible to customer areas must be as specified or approved alternates.

LEGEND

D	REQUIRED
A	OPTIONAL
NA	NOT APPLICABLE

TECHNICAL MANUAL

[FINISHES](#)

[LIGHTING](#)

[FURNITURE](#)

[BRAND FOCUSED MERCHANDISE](#)

[RETURN HOME](#)



FINISHES

EXTERIOR

FLOORS

WALLS

CEILINGS

MILLWORK

MISCELLANEOUS

RETURN TO

[ZONE 1 : SHOWROOM AND SALES](#)

[ZONE 2 : NEW CAR DELIVERY](#)

[ZONE 3 : SERVICE DRIVE](#)

[ZONE 4 : CUSTOMER AMENITIES](#)

[ZONE 5 : SERVICE DEPARTMENT](#)

[ZONE 6 : PARTS DEPARTMENT](#)

[ZONE 7 : NON-CUSTOMER SPACES](#)



FINISH SCHEDULE

EXTERIOR









- FLOORS
- WALLS
- CEILINGS
- MILLWORK

RETURN TO

- ZONE 1 : SHOWROOM AND SALES
- ZONE 2 : NEW CAR DELIVERY
- ZONE 3 : SERVICE DRIVE
- ZONE 4 : CUSTOMER AMENITIES
- ZONE 5 : SERVICE DEPARTMENT
- ZONE 6 : PARTS DEPARTMENT
- ZONE 7 : NON-CUSTOMER SPACES

FINISH NOTES :

1. Toilet partitions to be neutral color (stainless steel, grey, white, and black are acceptable colors).
2. Door hardware to be anodized aluminum.
3. Floor mats to be solid color, dark grey or black, without logos.
4. Do not use wallcovering on restroom wet wall.

NO.	LOCATION	COLOR & MATERIAL SPECIFICATIONS	DESCRIPTIONS	REFERENCE IMAGE	MANUFACTURER/SUPPLIER
EXTERIOR					
ACM1	ENTRY ELEMENT AND SHOWROOM FASCIA	ALPOLIC TBL BLACK 3-4TBL-G75	ALUMINUM COMPOSITE MATERIAL MAX. SHEET SIZE 48" X 122"		ALPOLIC OR EQUAL DAVE KEARNEY 757-382-5724 ALT. SOURCES: ALUCOBOND, ALCOA
ACM2	ENTRY ELEMENT	ALUCOBOND NATURAL BRUSHED 50 FEVE GLOSS 50%	ALUMINUM COMPOSITE MATERIAL		ALUCOBOND OR EQUAL ALT. SOURCES: ALCOA WWW.ALUCOBONDUSA.COM/PRODUCTS
ACM3	SHOWROOM FASCIA, SERVICE RECEPTION FASCIA AND SURROUND	ALPOLIC RVW WHITE WHITE	ALUMINUM COMPOSITE MATERIAL MAX. SHEET SIZE 48" X 122"		ALPOLIC OR EQUAL DAVE KEARNEY 757-382-5724 ALT. SOURCES: ALUCOBOND, ALCOA
ACM4	ENTRY ELEMENT	ALPOLIC 3-4HPA-G80 HIGH POLISHED ALUMINUM	ALUMINUM COMPOSITE MATERIAL MAX. SHEET SIZE 48" X 122"		ALPOLIC OR EQUAL DAVE KEARNEY 757-382-5724 ALT. SOURCES: ALUCOBOND, ALCOA
EP1	SERVICE BUILDING STRUCTURE AND ANY OTHER BUILDING EXTERIOR EXCEPT MAIN SHOWROOM	BENJAMIN MOORE OC-66 SNOW WHITE	EXTERIOR GRADE PAINT		LOCAL BENJAMIN MOORE PAINT SUPPLY STORE WWW.BENJAMINMOORE.COM
GL1	EXTERIOR GLAZING, GLASS DOORS	SOLARBAND LOW E CLEAR, ANODIZED ALUMINUM OR SILVER METALLIC FRAMES	SPECIFICATIONS VARY DEPENDING ON LOCATION AND BUILDING CODES		PPG GLASS CONTACT: JOE MILLER 954-426-2606
CMU1*	SERVICE BUILDING STRUCTURE AND ANY OTHER BUILDING EXTERIOR EXCEPT MAIN SHOWROOM	INTEGRAL COLOR TO MATCH EP1 SPLIT FACED MASONRY GROUT TO MATCH	CONCRETE MASONRY UNIT		LOCAL SUPPLIER
CMU2*	SERVICE BUILDING STRUCTURE AND ANY OTHER BUILDING EXTERIOR EXCEPT MAIN SHOWROOM	INTEGRAL COLOR TO MATCH EP1 SPLIT FACED MASONRY GROUT TO MATCH	CONCRETE MASONRY UNIT		LOCAL SUPPLIER



FINISH SCHEDULE







EXTERIOR

FLOORS

- WALLS
- CEILINGS
- MILLWORK

RETURN TO

- ZONE 1 : SHOWROOM AND SALES
- ZONE 2 : NEW CAR DELIVERY
- ZONE 3 : SERVICE DRIVE
- ZONE 4 : CUSTOMER AMENITIES
- ZONE 5 : SERVICE DEPARTMENT
- ZONE 6 : PARTS DEPARTMENT
- ZONE 7 : NON-CUSTOMER SPACES

NO.	LOCATION	COLOR & MATERIAL SPECIFICATIONS	DESCRIPTIONS	REFERENCE IMAGE	MANUFACTURER/SUPPLIER
FLOORS					
B-T1	SHOWROOM PATTERN - BUICK LIFESTYLE ZONE	CROSSVILLE SHADES COLOR: FROST HON FINISH: HONED SIZE: 6" x 24" INSTALLATION: STACKED BOND NUMBER: SHD41.10624SPO TEC POWER GROUT 949 SILVERADO	PORCELAIN TILE		CROSSVILLE, INC. TONI HALE THALE@CROSSVILLEINC.COM 931-456-3997
G-T1	SHOWROOM PATTERN - GMC LIFESTYLE ZONE	CROSSVILLE SHADES COLOR: INK HON FINISH: HONED SIZE: 6" x 24" INSTALLATION: STACKED BOND NUMBER: SHD49.10624SPO TEC POWER GROUT 941 RAVEN	PORCELAIN TILE		CROSSVILLE, INC. TONI HALE THALE@CROSSVILLEINC.COM 931-456-3997
T2	SHOWROOM PATTERN - ALL CUSTOMER AREAS AND RESTROOMS INCLUDING SERVICE WRITERS AREA	CROSSVILLE SHADES COLOR: MIST HON FINISH: HONED SIZE: 12" x 24" INSTALLATION: RUNNING BOND NUMBER: SHD44.11224SPO TEC POWER GROUT 939 MIST	PORCELAIN TILE SHOWROOM, CUSTOMER TOUCH POINTS, INCLUDING RESTROOMS. PRIMARY FLOOR TILE WITH 4" X 24" BULLNOSE BASE WHERE WALLS ARE NOT TILED-SHD44.10424SBNS		CROSSVILLE, INC. TONI HALE THALE@CROSSVILLEINC.COM 931-456-3997
T3	OPTIONAL: FIELD TILE FOR SERVICE RECEPTION LANE AND SERVICE DEPARTMENT STALL	CROSSVILLE CROSS-TECH COLOR: GRAPHITE A850CTS SIZE: 8" X 8" TEC POWER GROUT 934	TRACTION TILE STRIPES FOR SERVICE RECEPTION LANE AND SERVICE DEPARTMENT STALLS		CROSSVILLE, INC. TONI HALE THALE@CROSSVILLEINC.COM 931-456-3997
T4	OPTIONAL: FIELD TILE FOR SERVICE DEPARTMENT, TECH SUPPORT SPACES AND SERVICE RECEPTION DEMARCATION LINES	CROSSVILLE CROSS-TECH COLOR: ONYX A880CTS SIZE: 8" X 8" TEC POWER GROUT 934	TRACTION TILE FOR SERVICE RECEPTION LANE, SERVICE DEPARTMENT AND TECH SUPPORT AREAS		CROSSVILLE, INC. TONI HALE THALE@CROSSVILLEINC.COM 931-456-3997
T5	SERVICE DEPARTMENT RESTROOMS	CROSSVILLE CROSS-COLOR CRV R001 SIZE: 8" X 8" TEC POWER GROUT 934	SERVICE RESTROOM TILE		CROSSVILLE, INC. TONI HALE THALE@CROSSVILLEINC.COM 931-456-3997



FINISH SCHEDULE

EXTERIOR

FLOORS

WALLS

CEILINGS

MILLWORK

RETURN TO

ZONE 1 : SHOWROOM AND SALES

ZONE 2 : NEW CAR DELIVERY








ZONE 3 : SERVICE DRIVE

ZONE 4 : CUSTOMER AMENITIES

ZONE 5 : SERVICE DEPARTMENT

ZONE 6 : PARTS DEPARTMENT

ZONE 7 : NON-CUSTOMER SPACES

NO.	LOCATION	COLOR & MATERIAL SPECIFICATIONS	DESCRIPTIONS	REFERENCE IMAGE	MANUFACTURER/SUPPLIER
EXP1	SERVICE DEPARTMENT EPOXY FLOOR ALTERNATE	SHERWIN WILLIAMS ARMORSEAL 1000 HS / ARMORSEAL 8100 NON-SKID EPOXY COLOR TO MATCH BENJAMIN MOORE 2121-30 PEWTER	EPOXY FLOOR COVERING		LOCAL SHERWIN WILLIAMS PAINT SUPPLY STORE WWW.SHERWIN-WILLIAMS.COM OR EQUAL
VT1	FILE STORAGE, PRINT/ COPY ROOMS, LUNCH ROOM, TECH PARTS, NON CUSTOMER TOUCH POINTS	SHAW CONTRACT GROUP STYLE: PIGMENT COLOR: GREY 65530 SIZE: 18CM X 122CM	RESILIENT FLOOR AT NON CUSTOMER TOUCH POINTS		SHAW 800-441-7429 WWW.SHAWFLOORS.COM
CPT1	ENCLOSED OFFICES, SHARED HOSPITALITY, NEW CAR DELIVERY OFFICES	INTERFACE TWIST AND SHINE MICRO COLOR: 607802 SMOKE MICRO SIZE 50 CM X 50CM INSTALLATION: MONOLITHIC	CARPET TILE AT CLOSED OFFICES AND HOSPITALITY CARPET INSET		INTERFACE 800-634-6032 WWW.INTERFACE.COM
B-CPT2	BUICK SPECIFIC SEATING AREA - SHOWROOM	INTERFACE HN820 COLOR: 104230 NICKEL SIZE: 25CM x 1M INSTALLATION: ASHLAR	CARPET TILE AT BRAND SPECIFIC SEATING AREA		INTERFACE 800-634-6032 WWW.INTERFACE.COM
G-CPT2	GMC SPECIFIC SEATING AREA - SHOWROOM	INTERFACE WORLD WOVEN WW870 COLOR: 105346 BLACK WEFY SIZE: 25CM x 1M INSTALLATION: ASHLAR	CARPET TILE AT BRAND SPECIFIC SEATING AREA		INTERFACE 800-634-6032 WWW.INTERFACE.COM
CPT3	NON CUSTOMER TOUCH POINTS	INTERFACE HARMONIZE COLOR: 104043 GRAVEL SIZE: 25CM X 1M INSTALLATION: ASHLAR	CARPET AT NON CUSTOMER TOUCH POINTS		INTERFACE 800-634-6032 WWW.INTERFACE.COM
CF1	PARTS STORAGE AREA	CONCRETE WITH ASHFORD FORMULA FINISH	CHEMICALLY PROCESSED CONCRETE SEALER		CURECRETE DISTRIBUTION 800-998-5664



FINISH SCHEDULE

EXTERIOR

FLOORS

WALLS

CEILINGS

MILLWORK

RETURN TO

ZONE 1 : SHOWROOM AND SALES

ZONE 2 : NEW CAR DELIVERY







ZONE 3 : SERVICE DRIVE

ZONE 4 : CUSTOMER AMENITIES

ZONE 5 : SERVICE DEPARTMENT

ZONE 6 : PARTS DEPARTMENT

ZONE 7 : NON-CUSTOMER SPACES

NO.	LOCATION	COLOR & MATERIAL SPECIFICATIONS	DESCRIPTIONS	REFERENCE IMAGE	MANUFACTURER/SUPPLIER
WALLS					
PT1	INTERIOR WALLS IN SHOWROOM, CORRIDORS, AND DOORS EXCEPT WHERE ACCENT COLORS ARE USED, BUICK LIFESTYLE WALL AND BUICK LIFESTYLE CEILING SIDE WALLS OF OFFICE	BENJAMIN MOORE WHITE PM-2	ECO SPEC WB INTERIOR GRADE LATEX PAINT, EGG SHELL FINISH ON WALLS, SEMI-GLOSS ON DOORS		LOCAL BENJAMIN MOORE PAINT SUPPLY STORE WWW.BENJAMINMOORE.COM
PT2	SHOWROOM & NEW CAR DELIVERY CEILING ACCENT	BENJAMIN MOORE WHALE GRAY 2134-40	ECO SPEC WB INTERIOR GRADE LATEX PAINT, EGG SHELL FINISH ON WALLS, SEMI-GLOSS ON DOORS		LOCAL BENJAMIN MOORE PAINT SUPPLY STORE WWW.BENJAMINMOORE.COM
PT3	RESTROOM ACCENT WALL	BENJAMIN MOORE PLATINUM GRAY EXT. RM. HC-179	ECO SPEC WB INTERIOR GRADE LATEX PAINT, EGG SHELL FINISH ON WALLS, SEMI-GLOSS ON DOORS		LOCAL BENJAMIN MOORE PAINT SUPPLY STORE WWW.BENJAMINMOORE.COM
PT4	SERVICE ADVISOR PORTAL ACCENT PAINT, MEDIA WALL ACCENT PAINT, GMC LIFESTYLE WALL AND GMC LIFESTYLE CEILING	BENJAMIN MOORE IRON MOUNTAIN 2134-30	ECO SPEC INTERIOR GRADE LATEX PAINT, EGG SHELL FINISH ON WALLS, SEMI-GLOSS ON DOORS		LOCAL BENJAMIN MOORE PAINT SUPPLY STORE WWW.BENJAMINMOORE.COM
PT5	SERVICE DEPARTMENT ACCENT PAINT	BENJAMIN MOORE STORMY MONDAY 2112-50	ECO SPEC INTERIOR GRADE LATEX PAINT, EGG SHELL FINISH ON WALLS, SEMI-GLOSS ON DOORS		LOCAL BENJAMIN MOORE PAINT SUPPLY STORE WWW.BENJAMINMOORE.COM
PT6	SERVICE DEPARTMENT ACCENT PAINT	BENJAMIN MOORE STONE 2112-40	ECO SPEC INTERIOR GRADE LATEX PAINT, EGG SHELL FINISH ON WALLS, SEMI-GLOSS ON DOORS		LOCAL BENJAMIN MOORE PAINT SUPPLY STORE WWW.BENJAMINMOORE.COM

NOTE:

- 4" tile base at tile floors unless otherwise noted. Base and grout to match floor specification.
- 4" vinyl base at carpet/ back of house to match wall color.



FINISH SCHEDULE

EXTERIOR

FLOORS

WALLS

CEILINGS

MILLWORK

RETURN TO

ZONE 1 : SHOWROOM AND SALES

ZONE 2 : NEW CAR DELIVERY






ZONE 3 : SERVICE DRIVE

ZONE 4 : CUSTOMER AMENITIES

ZONE 5 : SERVICE DEPARTMENT

ZONE 6 : PARTS DEPARTMENT

ZONE 7 : NON-CUSTOMER SPACES

NO.	LOCATION	COLOR & MATERIAL SPECIFICATIONS	DESCRIPTIONS	REFERENCE IMAGE	MANUFACTURER/SUPPLIER
WALLS					
GL1	SHOWROOM AND SALES	CLEAR GLASS IN CLEAR ANODIZED ALUM. FRAME	OFFICE STOREFRONT GLASS		OPEN
B-WD1	SHOWROOM LIFESTYLE ZONE, SHOWROOM WALL MOUNTED PANELS	ABET LAMINATI GRAINWOOD FINISH 639 GRAIN TO BE RUN HORIZONTALLY	WOOD LAMINATE, FOR BUICK FEATURE WALL AND HORIZONTAL FASCIA ON BUICK SIDE		ABET LAMINATI LEILA CALLOVINI LEILA.CALLOVINI@ABETLAMINATI.COM 416-720-9162
G-MW1	SHOWROOM LIFESTYLE ZONE, SHOWROOM WALL MOUNTED PANELS	MCNICHOLS SLOTTED PERFORATED PANEL 1/8" X 1" SLOTTED ROUND END SLOT ALUMINUM #178R006331 BRUSHED FINISH	PERFORATED METAL LAMINATE FOR GMC FEATURE WALL AND HORIZONTAL FASCIA ON GMC SIDE		MCNICHOLS RYAN STERLING RYAN.STERLING@MCNICHOLS.COM 214-342-7751
MW1	SERVICE ADVISOR BACK WALL	CHEMETAL SATIN SILVER ALUMINUM 909	ALUMINUM LAMINATE		CHEMETAL CHEMETAL.COM 800-807-7341
WT1	PANTRY & RESTROOM BACKSPLASH	VIRGINIA TILE VOC 14AS LISTLES GROUT TO MATCH	WALL TILE AT HOSPITALITY COUNTER & RESTROOM WET WALL		VIRGINIA TILE ROBIN SPEER ROBIN.SPEER@VIRGINIATILE.COM 734-765-6875

NOTE:

- 4" tile base at tile floors unless otherwise noted. Base and grout to match floor specification.
- 4" vinyl base at carpet/ back of house to match wall color.



FINISH SCHEDULE

EXTERIOR

FLOORS

WALLS

CEILINGS

MILLWORK

RETURN TO

ZONE 1 : SHOWROOM AND SALES

ZONE 2 : NEW CAR DELIVERY

ZONE 3 : SERVICE DRIVE

ZONE 4 : CUSTOMER AMENITIES

ZONE 5 : SERVICE DEPARTMENT

ZONE 6 : PARTS DEPARTMENT

ZONE 7 : NON-CUSTOMER SPACES

NO.	LOCATION	COLOR & MATERIAL SPECIFICATIONS	DESCRIPTIONS	REFERENCE IMAGE	MANUFACTURER/SUPPLIER
WALLS					
B-WC1	WALLCOVERING AT BUICK SALES OFFICE ACCENT WALL	MAHARAM TEK WALL PATTERN: STRAKE COLOR: 300076/008	SALES OFFICE BACK ACCENT WALL		MAHARAM SOMER MATTY SMATTY@MAHARAM.COM 1-800-645-3943
G-WC1	WALLCOVERING AT GMC SALES OFFICE ACCENT WALL	MAHARAM TEK WALL PATTERN: STRAKE COLOR: 300076/011	SALES OFFICE BACK ACCENT WALL		MAHARAM SOMER MATTY SMATTY@MAHARAM.COM 1-800-645-3943
WC2	ALTERNATE WALLCOVERING AT SALES OFFICE ACCENT WALL AND F&I OFFICES	MAHARAM TEK WALL PATTERN: STRAKE COLOR: 300076/010	SALES OFFICE BACK ACCENT WALL		MAHARAM SOMER MATTY SMATTY@MAHARAM.COM 1-800-645-3943
VB1	CUSTOMER TOUCH POINTS, WHERE PT1 AND ACCENT WALL COVERING ARE USED.	JOHNSONITE 08 ICICLE	VINYL WALL BASE		JOHNSONITE WWW.JOHNSONITE.COM 1-800-899-8916

NOTE:

- 4" tile base at tile floors unless otherwise noted. Base and grout to match floor specification.
- 4" vinyl base at carpet/ back of house to match wall color.



FINISH SCHEDULE

EXTERIOR
FLOORS
WALLS

CEILINGS

MILLWORK

RETURN TO

ZONE 1 : SHOWROOM AND SALES
ZONE 2 : NEW CAR DELIVERY
ZONE 3 : SERVICE DRIVE
ZONE 4 : CUSTOMER AMENITIES
ZONE 5 : SERVICE DEPARTMENT
ZONE 6 : PARTS DEPARTMENT
ZONE 7 : NON-CUSTOMER SPACES

NO.	LOCATION	COLOR & MATERIAL SPECIFICATIONS	DESCRIPTIONS	REFERENCE IMAGE	MANUFACTURER/SUPPLIER
CEILINGS					
ACT1	SHOWROOM, CUSTOMER AND NON CUSTOMER TOUCH POINTS	ARMSTRONG ULTIMA-1912 BEVELED REGULAR 24" X 24" x 9/16" GRID WHITE-FINE TEXTURE	ACOUSTICAL CEILING TILE		ARMSTRONG CEILING SYSTEMS 877-276-7876



FINISH SCHEDULE

ZONE FINISHES

EXTERIOR

FLOORS

WALLS

CEILINGS

MILLWORK

RETURN TO

ZONE 1 : SHOWROOM AND SALES

ZONE 2 : NEW CAR DELIVERY








ZONE 3 : SERVICE DRIVE

ZONE 4 : CUSTOMER AMENITIES

ZONE 5 : SERVICE DEPARTMENT

ZONE 6 : PARTS DEPARTMENT

ZONE 7 : NON-CUSTOMER SPACES

NO.	LOCATION	COLOR & MATERIAL SPECIFICATIONS	DESCRIPTIONS	REFERENCE IMAGE	MANUFACTURER/SUPPLIER
MILLWORK					
PL1	BREAK ROOM COUNTER, BREAK ROOM LOWER CABINETS, RESTROOM LOWER CABINETS/ SINK APRON, SERVICE WRITER	PIONITE SW826-VE COLOR: ANGEL WHITE	PLASTIC LAMINATE		PIONITE JULIE GREENFIELD JULIE_GREENFIELD@PANOLAM.COM 248-727-8231
PL2	BREAK ROOM UPPER CABINETS, CONCIERGE TABLE BASE	PIONITE SG228 SUEDE COLOR: SLATE	PLASTIC LAMINATE		PIONITE JULIE GREENFIELD JULIE_GREENFIELD@PANOLAM.COM 248-727-8231
PL3	MEDIA WALL SERVICE ADVISOR BASE CABINETS, REFRESHMENTS COUNTER CABINETS, RESTROOM BASE CABINETS	ABET LAMINATI GRAINWOOD FINISH 639	PLASTIC LAMINATE GRAIN TO BE RUN HORIZONTALLY		ABET LAMINATI LEILA CALLOVINI LEILA.CALLOVINI@ABETLAMINATI.COM 416-720-9162
SS1	PANTRY COUNTER AND RESTROOM COUNTER, RETAIL PARTS COUNTER AND CASHIER COUNTER	CAMBRIA COLOR: FIELDSTONE SIZE: 2CM, 3CM	QUARTZ COUNTER TOP		CAMBRIA REBECCA LUCKHARDT 248-797-7306 REBECCA.LUCKHARDT@CAMBRIAUSA.COM
SS2	CONCIERGE TOP	CAMBRIA COLOR: KIRKSTEAD SIZE: 2CM, 3CM	QUARTZ LEGS AND COUNTER		CAMBRIA REBECCA LUCKHARDT 248-797-7306 REBECCA.LUCKHARDT@CAMBRIAUSA.COM
MB1	BASE MATERIAL AT LIFESTYLE AND MEDIA WALLS, REFRESHMENT COUNTER AND SERVICE WRITE-UP	CHEMETAL SATIN SILVER ALUMINUM 909	ALUMINUM LAMINATE		CHEMETAL CHEMETAL.COM 800-807-7341
MB2	BASE MATERIAL AT CONCIERGE MILLWORK	CHEMETAL ALU MEDIUM 353	ALUMINUM LAMINATE		CHEMETAL CHEMETAL.COM 800-807-7341

LIGHTING

[INTERIOR LIGHTING](#)

[EXTERIOR LIGHTING](#)

[NON - COMPLIANT LIGHTING](#)

RETURN TO

[ZONE 1 : SHOWROOM AND SALES](#)

[ZONE 2 : NEW CAR DELIVERY](#)

[ZONE 3 : SERVICE DRIVE](#)

[ZONE 4 : CUSTOMER AMENITIES](#)

[ZONE 5 : SERVICE DEPARTMENT](#)

[ZONE 6 : PARTS DEPARTMENT](#)

[ZONE 7 : NON-CUSTOMER SPACES](#)



INTRODUCTION

The Buick GMC Showroom Lighting Strategy is designed to assist the Dealer in reducing energy consumption through the use of high performance tested and approved LED technology. Dealers interested in optimizing their total facility energy consumption should direct their Electrical Engineer to engage one of the GM program consultants to discuss lighting and lighting controls options for their project. In conjunction with the energy reduction strategy, enhancements to the overall visual activity for customers and employees will be achieved.

TECHNOLOGY

LED as a technology for the retail/commercial lighting industry can typically provide a 30-45% energy reduction, when compared to traditional metal halide, fluorescent, incandescent, and low voltage technologies. The investment costs for LED technology have predictably reduced over the past 18-24 months, to a current point that has made the conversion talks to LED much more attractive through shorter term ROI scenarios for the Dealer.

FIXTURE AND PERFORMANCE

The lighting specifications for all customer facing spaces have been developed to provide glare-free and visually comfortable illumination for the Showroom, Customer Lounge, Sales Offices, Restrooms, New Car Delivery, Service Write-Up/Drive, and Retail Parts areas. All interconnecting customer spaces are lit with visibly comfortable illumination through controlled optics. The plan focuses on driving the customers attention to key vehicle displays, customer touch points, graphics, and interface zones.

Customer display lighting is achieved through prescriptive modulation of footcandle levels using recessed adjustable singular LED optic units. The fixtures shall be fully adjustable with lockable rotation and a 0-35 degree of vertical aim (nadir). All fixtures shall be properly gasketed, lensed, and be free from any visible light leaks.

- The typical showroom light fixture shall be designed/aimed to achieve controlled vertical accent footcandle levels on all key displays. The showroom vehicle displays shall be lit to a level of 80-130FC measured 36" horizontal at 1.5 increments within each key zone. All accent units shall be featured with hot aim characteristics to allow the units to be focused without shutting the power to the fixture down.
- Ensure lighting specifications are met at the GMC Lifestyle display - with the darker flooring materials, additional recessed canned lighting may be necessary.

All fixtures shall have mechanical indexed aiming to permit future display reconfiguration as required. The max/min. contrast ratios delivered shall be 3:1-4:1. Beam spreads shall be 18-28 degrees typically for mounting heights and engineered for each site. Light levels are point specific and should be measured across multiple points for each display.

Light level calculations shall be taken across all display surfaces, vertical and horizontal, to ensure all light intensity values are achieved. The maximum visible aperture size of any recessed unit is 6" dia. 8" dia. fixtures are not approved due to glare control, optical considerations, and scale of trims.

The LED luminaire shall have documented delivered lumens per program application, a luminous efficacy of at least 95 lumens/watt, CRI of at least 90+ where listed for key zones, an estimated life of at least 50,000 hours at 70% lumen maintenance. All LEDs shall have been tested in accordance with LM-79 and LM-80.

PROGRAM KNOWLEDGABLE LIGHTING CONSULTANTS

- Blair Companies
- Wiedenbach Brown Inc.
- Commercial Lighting Industries



BLAIR COMPANIES

RICK SANCHEZ

Vice President

Blair Companies

312 - 656 - 3139 CELL

814 - 942 - 8570 OFFICE

ricksanchez@blaircompanies.com



LEE BACON

Lighting Program Director

Wiedenbach Brown

425 - 283 - 2533 WORK

lee.bacon@WBLight.com

www.wblight.com



COMMERCIAL LIGHTING INDUSTRIES

FARREN HALCOVICH

National Sales Manager

760-831-9815 CELL

lee.bacon@WBLight.com

<https://clidesign.com/>



LIGHTING SCHEDULE

INTERIOR LIGHTING

EXTERIOR LIGHTING

NON - COMPLIANT LIGHTING

RETURN TO

ZONE 1 : SHOWROOM AND SALES

ZONE 2 : NEW CAR DELIVERY

ZONE 3 : SERVICE DRIVE

ZONE 4 : CUSTOMER AMENITIES

ZONE 5 : SERVICE DEPARTMENT

ZONE 6 : PARTS DEPARTMENT

ZONE 7 : NON-CUSTOMER SPACES



FIXTURE NUMBER	A1	A2	A3	B1	B2	C1	D1
ZONE / LOCATION	ENTRY, CUSTOMER LOUNGE AREA, CORRIDORS, SHOWROOM, SERVICE WRITERS, CONCIERGE	CUSTOMER LOUNGE, CONFERENCE ROOM, NEW CAR DELIVERY, SERVICE WRITERS, VESTIBULE	OFFICE AREAS, RESTROOMS	SHOWROOM, BUICK & GMC LIFESTYLE ACCENT SEATING	SHOWROOM WALL	CUSTOMER LOUNGE, CONCIERGE	SERVICE DRIVE
DESCRIPTION	RECESSED	RECESSED	RECESSED	RECESSED	SOFFIT WALL WASH	DECORATIVE PENDANT	SUSPENDED LINEAR
MOUNTING INTERFACE	ACT/ SHOWROOM CEILING	GYP	ACT	ACT	ACT	ACT	
FINISH	BRUSHED NEUTRAL WHITE	BRUSHED NEUTRAL WHITE	BRUSHED NEUTRAL WHITE	BRUSHED NEUTRAL WHITE	BRUSHED NEUTRAL WHITE	PROGRAM METALLIC FINISH 50% MCM	WHITE
CRI PERFORMANCE R9 VALUE 80 OR HIGHER	85 + / 90	85 + / 90	85 + / 90	85 + / 90	85 + / 90	85 + / 90	90
OPTICS	INTEGRATED LED	INTEGRATED LED	INTEGRATED LED	INTEGRATED LED	INTEGRATED LED	ON BOARD	INTEGRAL AND FIXED
ADJUSTABLE	NO	NO	NO	YES	YES	NO	NO
THERMAL MGT.	PASSIVE COOLING ONLY (NO INTERNAL FANS)	PASSIVE COOLING ONLY (NO INTERNAL FANS)	PASSIVE COOLING ONLY (NO INTERNAL FANS)	PASSIVE COOLING ONLY (NO INTERNAL FANS)	PASSIVE COOLING ONLY (NO INTERNAL FANS)	PASSIVE COOLING ONLY (NO INTERNAL FANS)	PASSIVE COOLING ONLY (NO INTERNAL FANS)
COLOR TEMPERATURE (K)	4000K	4000K	3500K	4000K	4000K	4000K	4000K
LIGHT SOURCE	ARCHITECTURAL SOLID STATE LED	ARCHITECTURAL SOLID STATE LED	ARCHITECTURAL SOLID STATE LED	ARCHITECTURAL SOLID STATE LED	ARCHITECTURAL SOLID STATE LED	ARCHITECTURAL SOLID STATE LED	LED
NOTES	VISUAL COMFORT SHIELDING	VISUAL COMFORT SHIELDING	VISUAL COMFORT SHIELDING	VISUAL COMFORT SHIELDING	VISUAL COMFORT SHIELDING	VISUAL COMFORT SHIELDING	SHIELDED OPTIC/GLOVE/SHAD - PROGRAM FINISH - MOUNTING HEIGHT x'-x"
ELECTRICAL LISTING	U.L. OR LOCAL EQUAL	U.L. OR LOCAL EQUAL	U.L. OR LOCAL EQUAL	U.L. OR LOCAL EQUAL	U.L. OR LOCAL EQUAL	U.L. OR LOCAL EQUAL	U.L. OR LOCAL EQUAL
SIZE	6" DIA	6" DIA	6" DIA	6" DIA	6" DIA	12 - 14"	LINEAR MODULAR
DRIVER	ELECTRONIC	ELECTRONIC	ELECTRONIC	ELECTRONIC	ELECTRONIC	ELECTRONIC	INTEGRAL
DIMMING CAPABLE	YES	YES	YES	YES	YES	N/A	YES



LIGHTING SCHEDULE

INTERIOR LIGHTING

EXTERIOR LIGHTING

NON - COMPLIANT LIGHTING

RETURN TO

ZONE 1 : SHOWROOM AND SALES

ZONE 2 : NEW CAR DELIVERY

ZONE 3 : SERVICE DRIVE

ZONE 4 : CUSTOMER AMENITIES

ZONE 5 : SERVICE DEPARTMENT

ZONE 6 : PARTS DEPARTMENT



FIXTURE NUMBER	D3	D4	E1	E2	E3	E4	F1
ZONE / LOCATION	SERVICE DRIVE	SERVICE DRIVE/ SERVICE DEPARTMENT	FEATURE VEHICLE DISPLAY BUICK	FEATURE VEHICLE DISPLAY BUICK	FEATURE VEHICLE DISPLAY GMC	FEATURE VEHICLE DISPLAY GMC	NEW CAR DELIVERY, SERVICE WRITERS
DESCRIPTION	RECESSED SERVICE DRIVE DOWNLIGHT	OPEN CEILING SERVICE DRIVE PENDANT OPTION	RECESSED LINEAR	SUSPENDED LINEAR	RECESSED LINEAR WITH PATTERN CONNECTORS	SUSPENDED LINEAR WITH PATTERN CONNECTORS	RECESSED OPTION
MOUNTING INTERFACE	ACT	OPEN	GYP/ SHOWROOM CEILING FEATURE VEHICLE	ACT (OPTION)	GYP/ SHOWROOM CEILING FEATURE VEHICLE	ACT (OPTION)	GYP
FINISH	NATURAL	WHITE	PROGRAM WHITE	PROGRAM WHITE	PROGRAM CARBON	PROGRAM CARBON	PROGRAM WHITE
CRI PERFORMANCE R9 VALUE 80 OR HIGHER	90	90	85 + / 90	85 + / 90	85 + / 90	85 + / 90	85 + / 90
OPTICS	INTEGRATED LED	INTEGRATED LED	MODULAR LED	MODULAR LED	MODULAR LED	MODULAR LED	MODULAR LED
ADJUSTABLE	NO	NO	YES	YES	YES	YES	YES
THERMAL MGT.	PASSIVE COOLING ONLY (NO INTERNAL FANS)	PASSIVE COOLING ONLY (NO INTERNAL FANS)	PASSIVE COOLING ONLY (NO INTERNAL FANS)	PASSIVE COOLING ONLY (NO INTERNAL FANS)	PASSIVE COOLING ONLY (NO INTERNAL FANS)	PASSIVE COOLING ONLY (NO INTERNAL FANS)	PASSIVE COOLING ONLY (NO INTERNAL FANS)
COLOR TEMPERATURE (K)	5000K	5000K	4000K	4000K	4000K	4000K	4000K
LIGHT SOURCE	ARCHITECTURAL SOLID STATE LED	ARCHITECTURAL SOLID STATE LED	ARCHITECTURAL SOLID STATE LED	ARCHITECTURAL SOLID STATE LED	ARCHITECTURAL SOLID STATE LED	ARCHITECTURAL SOLID STATE LED	ARCHITECTURAL SOLID STATE LED
NOTES	PROGRAM FINISH SERVICE DRIVE	PROGRAM FINISH SERVICE DRIVE	HYBRID INTEGRATED LINEAR OPTICS	HYBRID INTEGRATED LINEAR OPTICS	HYBRID INTEGRATED LINEAR OPTICS	HYBRID INTEGRATED LINEAR OPTICS	HYBRID INTEGRATED LINEAR OPTICS
ELECTRICAL LISTING	U.L. OR LOCAL EQUAL	U.L. OR LOCAL EQUAL	U.L. OR LOCAL EQUAL	U.L. OR LOCAL EQUAL	U.L. OR LOCAL EQUAL	U.L. OR LOCAL EQUAL	U.L. OR LOCAL EQUAL
SIZE	6" DIA	18" DIA	5"W X LENGTH	5"W X LENGTH	5"W X LENGTH	5"W X LENGTH	5"W X LENGTH
DRIVER	ELECTRONIC	ELECTRONIC	ELECTRONIC	ELECTRONIC	ELECTRONIC	ELECTRONIC	ELECTRONIC
DIMMING CAPABLE	N/A	N/A	YES	YES	YES	YES	YES



LIGHTING SCHEDULE

INTERIOR LIGHTING

EXTERIOR LIGHTING

NON - COMPLIANT LIGHTING

RETURN TO

ZONE 1 : SHOWROOM AND SALES

ZONE 2 : NEW CAR DELIVERY


ZONE 3 : SERVICE DRIVE

ZONE 4 : CUSTOMER AMENITIES

ZONE 5 : SERVICE DEPARTMENT

ZONE 6 : PARTS DEPARTMENT

ZONE 7 : NON-CUSTOMER SPACES



FIXTURE NUMBER	F2	G	H	I1	I2	EM
ZONE / LOCATION	NEW CAR DELIVERY, SERVICE WRITERS	SERVICE WRITE-UP, SERVICE RECEPTION	RESTROOM WALLS	BDC AND OFFICES, CONFERENCE ROOM, BACK OF HOUSE AREAS	PARTS AREA, BACK OF HOUSE	EMERGENCY
DESCRIPTION	SUSPENDED OPTION	RECESSED OR SUSPENDED	RESTROOM WALLS	RECESSED	SURFACE UTILITY	EXIT
MOUNTING INTERFACE	ACT (OPTION)	GYP / LAY IN OR OPEN	RESTROOM PERIMETER COVE	ACT	GYP OR ACT	GYP OR ACT
FINISH	PROGRAM WHITE	PROGRAM WHITE	WHITE	PROGRAM WHITE	NATURAL	BRUSHED AL
CRI PERFORMANCE R9 VALUE 80 OR HIGHER	85 + / 90	85 + / 90	85 +	85 +	90	N/A
OPTICS	MODULAR LED	MODULAR LED	LINEAR LED	MODULAR LED	LINEAR LED	LED
ADJUSTABLE	YES	NO	NO	NO	NO	N/A
THERMAL MGT.	PASSIVE COOLING ONLY (NO INTERNAL FANS)	PASSIVE COOLING ONLY (NO INTERNAL FANS)	PASSIVE COOLING ONLY (NO INTERNAL FANS)	PASSIVE COOLING ONLY (NO INTERNAL FANS)	PASSIVE COOLING ONLY (NO INTERNAL FANS)	PASSIVE COOLING ONLY (NO INTERNAL FANS)
COLOR TEMPERATURE (K)	4000K	5000K	4000K	3500K	4000K	N/A
LIGHT SOURCE	ARCHITECTURAL SOLID STATE LED	ARCHITECTURAL SOLID STATE LED	ARCHITECTURAL SOLID STATE LED	ARCHITECTURAL SOLID STATE LED	ARCHITECTURAL SOLID STATE LED	EMERGENCY LIGHTING LED
NOTES	HYBRID INTEGRATED LINEAR OPTICS	HYBRID INTEGRATED LINEAR OPTICS	INTEGRATED LED CONCEALED	HP LED OPTICS	GMPEP	AS REQUIRED PER CODE
ELECTRICAL LISTING	U.L. OR LOCAL EQUAL	U.L. OR LOCAL EQUAL	U.L. OR LOCAL EQUAL	U.L. OR LOCAL EQUAL	U.L. OR LOCAL EQUAL	U.L. OR LOCAL EQUAL
SIZE	5"W X LENGTH	5"W X LENGTH	N/A	2' X 2'	N/A	N/A
DRIVER	ELECTRONIC	ELECTRONIC	ELECTRONIC	ELECTRONIC	N/A	N/A
DIMMING CAPABLE	YES	N/A	N/A	N/A	N/A	N/A



LIGHTING SCHEDULE

INTERIOR LIGHTING

EXTERIOR LIGHTING

NON - COMPLIANT LIGHTING

RETURN TO

- ZONE 1 : SHOWROOM AND SALES
- ZONE 2 : NEW CAR DELIVERY
- ZONE 3 : SERVICE DRIVE
- ZONE 4 : CUSTOMER AMENITIES
- ZONE 5 : SERVICE DEPARTMENT
- ZONE 6 : PARTS DEPARTMENT
- ZONE 7 : NON-CUSTOMER SPACES



FIXTURE NUMBER	FX1	FX2	FX3	FX4
ZONE / LOCATION	EXTERIOR DECORATIVE	EXTERIOR RECESSED	EXTERIOR TOWER	EXTERIOR UTILITY
DESCRIPTION	BOLLARD	FULLY RECESSED WALL	IN GRADE	POLE FIXTURE
SOURCE	LED	LED	LED	LD
CRI PERFORMANCE	85	85	85	85
COLOR TEMPERATURE (K)	4000	5000	5000	5000
TECHNOLOGY	INTEGRATED LED	INTEGRATED LED	INTEGRATED LED	HP-5 LED
THERMAL MGT.	PASSIVE COOLING ONLY	PASSIVE COOLING ONLY	PASSIVE COOLING ONLY	PASSIVE COOLING ONLY
OPTICS	CONCEALED	PER SPEC	PER SPEC	PER SPEC
ADJUSTABLE	N/A	N/A	YES	N/A
WATTAGE	SEE ENGINEERED LIGHTING PLANS	SEE ENGINEERED LIGHTING PLANS	SEE ENGINEERED LIGHTING PLANS	SEE ENGINEERED LIGHTING PLANS
DRIVER	ELECTRONIC	ELECTRONIC	ELECTRONIC	ELECTRONIC
DIMMING CAPABLE	N/A	N/A	N/A	N/A
EM CAPABLE	YES	YES	YES	YES
DRIVER ACCESS	INTEGRAL	INTEGRAL	INTEGRAL	INTEGRAL
ELECTRICAL LISTING	U.L. OR LOCAL EQUAL	U.L. OR LOCAL EQUAL	U.L. OR LOCAL EQUAL	U.L. OR LOCAL EQUAL
FIXTURE FINISH	MATCH CLEAR ANODIZED APPEARANCE ALUMINUM	MATCH CLEAR ANODIZED APPEARANCE ALUMINUM	MATCH CLEAR ANODIZED APPEARANCE ALUMINUM	MATCH ACM
SIZE / DIMENSION	48" OR LESS	3" X 9"	4" TO 6"	PER SPEC



LIGHTING SCHEDULE

INTERIOR LIGHTING

EXTERIOR LIGHTING

NON - COMPLIANT LIGHTING

RETURN TO

ZONE 1 : SHOWROOM AND SALES

ZONE 2 : NEW CAR DELIVERY

ZONE 3 : SERVICE DRIVE

ZONE 4 : CUSTOMER AMENITIES

ZONE 5 : SERVICE DEPARTMENT


ZONE 6 : PARTS DEPARTMENT

ZONE 7 : NON-CUSTOMER SPACES


NON - COMPLIANT FIXTURES

Below are examples of non-compliant light fixtures in customer facing areas. Note: This list is not all inclusive and is only representative of a selection of non-compliant fixtures.

All fixtures with flat acrylic or prismatic lenses are non-compliant



All parabolic lensed fixtures are non-compliant



All fixtures with exposed light sources are non-compliant



All fixtures with large, exposed heat sinks are non-compliant



FURNITURE

[ZONE FINISHES](#)

[EXTERIOR](#)

[FLOORS](#)

[WALLS](#)

[CEILINGS](#)

[MILLWORK](#)

[MISCELLANEOUS](#)

RETURN TO

[ZONE 1 : SHOWROOM AND SALES](#)

[ZONE 2 : NEW CAR DELIVERY](#)

[ZONE 3 : SERVICE DRIVE](#)

[ZONE 4 : CUSTOMER AMENITIES](#)

[ZONE 5 : SERVICE DEPARTMENT](#)

[ZONE 6 : PARTS DEPARTMENT](#)

[ZONE 7 : NON-CUSTOMER SPACES](#)



FURNITURE SCHEDULE







ZONE 1

- ZONE 2
- ZONE 3
- ZONE 4
- ZONE 5
- ZONE 6
- ZONE 7
- MISCELLANEOUS

RETURN TO

- ZONE 1 : SHOWROOM AND SALES
- ZONE 2 : NEW CAR DELIVERY
- ZONE 3 : SERVICE DRIVE
- ZONE 4 : CUSTOMER AMENITIES
- ZONE 5 : SERVICE DEPARTMENT
- ZONE 6 : PARTS DEPARTMENT
- ZONE 7 : NON-CUSTOMER SPACES

*Product Images are **FOR REFERENCE ONLY**. They do not illustrate approved finishes or configurations. Refer to Compliant Manufacturer's Finishes column for approved finish specifications and consult with your architect for facility-specific solutions.

INTERIOR ZONE 1 : SHOWROOM & SALES			
Component & General Description	Product Image *	Mfr./Product	Compliant Manufacturer's Finishes
<p>TASK CHAIR Fully adjustable, ergonomic task chair</p> <p>Base: 4 star swivel base</p> <p>Back Upholstery: Mesh back (or equivalent) in black or dark grey</p> <p>Seat Upholstery: Graded-in, mid-grade or better fabric, vinyl or leather in black or charcoal grey</p> <p>Casters: Polished aluminum, specification type per floor material</p> <p>Armrest: Black or polished aluminum</p>		Herman Miller <i>EAMES</i>	Base & Frame: Polished Aluminum Back: Black leather or vinyl Seat (Fabric): Black leather or vinyl
<p>Back Upholstery: Mesh back (or equivalent) in black or dark grey</p> <p>Seat Upholstery: Graded-in, mid-grade or better fabric, vinyl or leather in black or charcoal grey</p> <p>Casters: Polished aluminum, specification type per floor material</p> <p>Armrest: Black or polished aluminum</p>		Stylex <i>SAVA MESH</i>	Back & Frame: Polished aluminum Seat: Black mesh M1
<p>Casters: Polished aluminum, specification type per floor material</p> <p>Armrest: Black or polished aluminum</p>		Andreu World <i>FLEX-HIGH BACK</i>	Base & Frame: Polished aluminum Back: Revive 1 Seat: Revive 1
<p>SALES OFFICES Freestanding Desking System</p> <p>Panels and/or Legs: Cool grey metallic panels with matching metal trim pieces</p> <p>Work Surfaces: White laminate</p> <p>Storage: Cool grey neutral metallic Drawer and door fronts in:</p> <ul style="list-style-type: none"> • White laminate 		Haworth <i>COMPOSE</i>	Panel Fabric: Glimmer Winter 2C-001 Metal Skins & Trim: Metallic Silver Laminate: POLAR PW-PL Storage (Case): Metallic Silver
<p>Storage: Cool grey neutral metallic Drawer and door fronts in:</p> <ul style="list-style-type: none"> • White laminate 		Steelcase <i>U-FREE</i> <i>(Universal freestanding)</i>	Panel Fabric: Cord Ivory 5101 Metal Skins & Trim: Metallic Silver Laminate: Milk Storage (Case): Metallic Silver
		Herman Miller <i>CANVAS</i>	Panel Fabric: Fog 9251 Metal Skins & Trim: Metallic Silver Laminate: Frosty white Storage: Metallic Silver



FURNITURE SCHEDULE




ZONE 1

- ZONE 2
- ZONE 3
- ZONE 4
- ZONE 5
- ZONE 6
- ZONE 7
- MISCELLANEOUS

RETURN TO

- ZONE 1 : SHOWROOM AND SALES
- ZONE 2 : NEW CAR DELIVERY
- ZONE 3 : SERVICE DRIVE
- ZONE 4 : CUSTOMER AMENITIES
- ZONE 5 : SERVICE DEPARTMENT
- ZONE 6 : PARTS DEPARTMENT
- ZONE 7 : NON-CUSTOMER SPACES

*Product Images are **FOR REFERENCE ONLY**. They do not illustrate approved finishes or configurations. Refer to Compliant Manufacturer's Finishes column for approved finish specifications and consult with your architect for facility-specific solutions.

INTERIOR ZONE 1 : SHOWROOM & SALES				
Component & General Description	Product Image *	Mfr./Product	Compliant Manufacturer's Finishes	
GUEST SEATING Frame: Natural wood or polished aluminum base Upholstery: Graded-in fabric or vinyl in black or charcoal grey		Steelcase <i>PLAYER</i>	Frame & Arms Upholstery (Vinyl) Upholstery (Fabric)	Platinum Solid 6249 Black 5809 Cogent Connect: Licorice 5S26 or Graphite 5S25
		Stylex <i>RIDGE GUEST FOUR LEG WOOD</i>	Upholstery: Base:	Maharam Switch 466515 008 Universe Natural maple
		Davis <i>SKETCH</i>	Upholstery: Base:	Maharam Steelcut Trio 383 Polished aluminum



FURNITURE SCHEDULE



ZONE 1

- ZONE 2
- ZONE 3
- ZONE 4
- ZONE 5
- ZONE 6
- ZONE 7
- MISCELLANEOUS

RETURN TO

- ZONE 1 : SHOWROOM AND SALES
- ZONE 2 : NEW CAR DELIVERY
- ZONE 3 : SERVICE DRIVE
- ZONE 4 : CUSTOMER AMENITIES
- ZONE 5 : SERVICE DEPARTMENT
- ZONE 6 : PARTS DEPARTMENT
- ZONE 7 : NON-CUSTOMER SPACES

*Product Images are **FOR REFERENCE ONLY**. They do not illustrate approved finishes or configurations. Refer to Compliant Manufacturer's Finishes column for approved finish specifications and consult with your architect for facility-specific solutions.

INTERIOR ZONE 1A : CONCIERGE			
Component & General Description	Product Image *	Mfr./Product	Compliant Manufacturer's Finishes
CAFE HEIGHT SEATING Seat: Black powdercoat or upholstery		Bernhardt ACE	Seat and Frame: Charcoal gray
Frame: Black powdercoat or polished aluminum		Davis TRE STOOL	Seat and Frame: Powder coat matte black Footrest: Chrome Height: 17 7/8" (Note: seating height to be appropriate for counter height)



FURNITURE SCHEDULE

ZONE 1

- ZONE 2
- ZONE 3
- ZONE 4
- ZONE 5
- ZONE 6
- ZONE 7
- MISCELLANEOUS

RETURN TO

- ZONE 1 : SHOWROOM AND SALES
- ZONE 2 : NEW CAR DELIVERY
- ZONE 3 : SERVICE DRIVE
- ZONE 4 : CUSTOMER AMENITIES
- ZONE 5 : SERVICE DEPARTMENT
- ZONE 6 : PARTS DEPARTMENT
- ZONE 7 : NON-CUSTOMER SPACES

*Product Images are **FOR REFERENCE ONLY**. They do not illustrate approved finishes or configurations. Refer to Compliant Manufacturer's Finishes column for approved finish specifications and consult with your architect for facility-specific solutions.

INTERIOR ZONE 1B : BUICK SHOWROOM

Component & General Description	Product Image *	Mfr./Product	Compliant Manufacturer's Finishes
OCCASIONAL TABLES Occasional table series • Round coffee table options Top: Oak white oil and walnut lacquer Base: Oak white oil and walnut lacquer		Haworth <i>OPENEST SPRIG TABLE</i>	Top: Plank White Oak Base: Plank White Oak
		Coalesse <i>COFFEE TABLE CH008</i>	Top: Oak Oil 3227 Base: Oak Oil 3227
		Andreu World <i>OLIVA COFFEE TABLE</i>	Top: Natural Oak Base: Natural Oak
ACCENT SEATING Arm Chair Base: Matte white powdercoated aluminum Upholstery: Buick specific mid-grade or better fabric or vinyl to match: Maharam Instill 466351 009 Ride		Coalesse <i>BOB LOUNGE CHAIR</i>	Seat (Leather): Maharam Instill 466351 009 Ride Base: Milk matte 4242 white 4 star base
		Davis <i>GINGKO LOUNGE CHAIR</i>	Seat (Leather): Hampton - Mocha Base: Matte white 4 prong fixed base



FURNITURE SCHEDULE



ZONE 1

- ZONE 2
- ZONE 3
- ZONE 4
- ZONE 5
- ZONE 6
- ZONE 7
- MISCELLANEOUS

RETURN TO

- ZONE 1 : SHOWROOM AND SALES
- ZONE 2 : NEW CAR DELIVERY
- ZONE 3 : SERVICE DRIVE
- ZONE 4 : CUSTOMER AMENITIES
- ZONE 5 : SERVICE DEPARTMENT
- ZONE 6 : PARTS DEPARTMENT
- ZONE 7 : NON-CUSTOMER SPACES

*Product Images are **FOR REFERENCE ONLY**. They do not illustrate approved finishes or configurations. Refer to Compliant Manufacturer's Finishes column for approved finish specifications and consult with your architect for facility-specific solutions.

INTERIOR ZONE 1B : BUICK SHOWROOM			
Component & General Description	Product Image *	Mfr./Product	Compliant Manufacturer's Finishes
<p>ACCENT SEATING</p> <p>Sofa</p> <p>Base: Matte white powdercoated or polished aluminum</p>		<p>Coalesse VISALIA</p>	<p>Seat (Fabric): Maharam Messenger 458640-046 Ice</p> <p>Base: Milk Matte 4242</p>
<p>Upholstery: Cool grey mid-grade or better fabric</p>		<p>Haworth JOHN JOHN SOFA</p>	<p>Seat (Leather): 3 Grigio</p> <p>Base: Polished Aluminum</p>



FURNITURE SCHEDULE

ZONE 1

- ZONE 2
- ZONE 3
- ZONE 4
- ZONE 5
- ZONE 6
- ZONE 7
- MISCELLANEOUS

RETURN TO

- ZONE 1 : SHOWROOM AND SALES
- ZONE 2 : NEW CAR DELIVERY
- ZONE 3 : SERVICE DRIVE
- ZONE 4 : CUSTOMER AMENITIES
- ZONE 5 : SERVICE DEPARTMENT
- ZONE 6 : PARTS DEPARTMENT
- ZONE 7 : NON-CUSTOMER SPACES

*Product Images are **FOR REFERENCE ONLY**. They do not illustrate approved finishes or configurations. Refer to Compliant Manufacturer's Finishes column for approved finish specifications and consult with your architect for facility-specific solutions.

INTERIOR ZONE 1C : GMC SHOWROOM			
Component & General Description	Product Image *	Mfr./Product	Compliant Manufacturer's Finishes
ACCENT SEATING Sofa Base: Polished aluminum Upholstery: Black mid-grade or better fabric or leather		Bernhardt <i>B.1</i>	Upholstery: Bernhardt Anthracite 3113-281 Base: Brushed nickel
		Keilhauer <i>BOXCAR</i>	Upholstery: Black full grain leather or Maharam Micro 006 Base: Chrome
		Keilhauer <i>HIGHLAND</i>	Upholstery: Black full grain leather or Maharam Micro 006 Base: Chrome
ACCENT SEATING Arm chair Base: Chrome Upholstery: GMC brand specific mid-grade or better fabric or vinyl to match: Momentum Textiles Civil Sangria		Bernhardt <i>B.3 CHAIR</i>	Upholstery: Bernhardt Solo Wine 3505-060 Base: Chrome
		Keilhauer <i>BRANDEEN CHAIR</i>	Upholstery: Momentum Textiles Civil Sangria Base: Chrome
		Keilhauer <i>BOXCAR</i>	Upholstery: Momentum Textiles Civil Sangria Base: Chrome



FURNITURE SCHEDULE

ZONE 1

- ZONE 2
- ZONE 3
- ZONE 4
- ZONE 5
- ZONE 6
- ZONE 7
- MISCELLANEOUS

RETURN TO

- ZONE 1 : SHOWROOM AND SALES
- ZONE 2 : NEW CAR DELIVERY
- ZONE 3 : SERVICE DRIVE
- ZONE 4 : CUSTOMER AMENITIES
- ZONE 5 : SERVICE DEPARTMENT
- ZONE 6 : PARTS DEPARTMENT
- ZONE 7 : NON-CUSTOMER SPACES

*Product Images are **FOR REFERENCE ONLY**. They do not illustrate approved finishes or configurations. Refer to Compliant Manufacturer's Finishes column for approved finish specifications and consult with your architect for facility-specific solutions.

INTERIOR ZONE 1C : GMC SHOWROOM			
Component & General Description	Product Image *	Mfr./Product	Compliant Manufacturer's Finishes
OCCASIONAL TABLES Occasional table series • Rectangular or square coffee table options		Andreu World RAGLAN TABLE	Base: Aluminum (clear polished) Top: Matte black lacquered
Top: Black powdercoated aluminum or chrome finish Base: Chrome or black powdercoated aluminum		Keilhauer BOXCAR	Base: Chrome Top: Chrome
		Knoll 1966 COFFEE TABLE	Base: Onyx Top: Dark bronze porcelain



FURNITURE SCHEDULE

ZONE 1

ZONE 2

ZONE 3

ZONE 4

ZONE 5

ZONE 6

ZONE 7

MISCELLANEOUS

RETURN TO

ZONE 1 : SHOWROOM AND SALES

ZONE 2 : NEW CAR DELIVERY

ZONE 3 : SERVICE DRIVE







ZONE 4 : CUSTOMER AMENITIES

ZONE 5 : SERVICE DEPARTMENT

ZONE 6 : PARTS DEPARTMENT

ZONE 7 : NON-CUSTOMER SPACES

*Product Images are **FOR REFERENCE ONLY**. They do not illustrate approved finishes or configurations. Refer to Compliant Manufacturer's Finishes column for approved finish specifications and consult with your architect for facility-specific solutions.

INTERIOR ZONE 2 : NEW CAR DELIVERY			
Component & General Description	Product Image *	Mfr./Product	Compliant Manufacturer's Finishes
GUEST SEATING Upholstery: Graded-in, mid-grade or better fabric, vinyl or leather in black or dark grey Base: Powdercoated black matte or brushed aluminum		Andreu World RAGLAN	Upholstery: Maharam Mantle 466517 022 Standard Base: Black
		Stylex NYC LOUNGE RELAXED	Upholstery: Maharam Mantle 466517, 022 Standard or Edelman Royal Hide - Coal Ash Base: Black Matte
		Bernhardt B.1	Upholstery: Bernhardt Element - Cinder Base: Brushed Nickel
LOUNGE CHAIR Upholstery: Graded-in, mid-grade or better fabric, vinyl or leather in Buick specific camel Base: Powdercoated black matte or brushed aluminum		Bernhardt B.1	Upholstery: Bernhardt Saddle 3111-225 Base: Brushed Nickel
		Andreu World RAGLAN	Upholstery: Edelman Luv-A-Bull Saddle LVB02 Base: Brushed Nickel
		Coalesse VISALIA	Frame: Low gloss black 4710 Base (Leather): Black Leather Ebony L112 Seat + Arms (Leather): Edelman Luv-A-Bull Saddle LVB02



FURNITURE SCHEDULE

ZONE 1

ZONE 2

ZONE 3

ZONE 4

ZONE 5

ZONE 6

ZONE 7

MISCELLANEOUS

RETURN TO

ZONE 1 : SHOWROOM AND SALES

ZONE 2 : NEW CAR DELIVERY

ZONE 3 : SERVICE DRIVE






ZONE 4 : CUSTOMER AMENITIES

ZONE 5 : SERVICE DEPARTMENT

ZONE 6 : PARTS DEPARTMENT

ZONE 7 : NON-CUSTOMER SPACES

*Product Images are **FOR REFERENCE ONLY**. They do not illustrate approved finishes or configurations. Refer to Compliant Manufacturer's Finishes column for approved finish specifications and consult with your architect for facility-specific solutions.

INTERIOR ZONE 2 : NEW CAR DELIVERY			
Component & General Description	Product Image *	Mfr./Product	Compliant Manufacturer's Finishes
<p>OCCASIONAL TABLES</p> <p>Occasional table series</p> <ul style="list-style-type: none"> Round coffee table options <p>Top: Clear glass or black powdercoated aluminum or black laminate</p> <p>Base: Chrome or black powdercoated aluminum</p>		<p>Stylex <i>DIA</i></p>	<p>Base: Matte Black (BM) Top: Starphire Low Iron Glass (SFGR)</p>
<p>GUEST SEATING</p> <p>Frame: Natural wood or polished aluminum base</p> <p>Upholstery: Graded-in, mid-grade or better fabric, vinyl or leather in black or charcoal grey</p>		<p>Davis <i>GINKGO WIRE TABLE</i></p>	<p>Base: Matte black Top (Laminate): Nero Ingo</p>
		<p>Steelcase <i>PLAYER</i></p>	<p>Frame & Arms: Platinum Solid 6249 Upholstery (Vinyl): Black 5809 Upholstery (Fabric): Cogent Connect: Licorice 5S26 or Graphite 5S25</p>
		<p>Stylex <i>RIDGE GUEST FOUR LEG WOOD</i></p>	<p>Upholstery: Maharam Switch 466515 008 Universe Base: Natural maple</p>
		<p>Davis <i>FSKETCH</i></p>	<p>Upholstery: Maharam Steelcut Trio 383 Base: Polished aluminum</p>



FURNITURE SCHEDULE

ZONE 1

ZONE 2

ZONE 3

ZONE 4

ZONE 5

ZONE 6

ZONE 7

MISCELLANEOUS

RETURN TO

ZONE 1 : SHOWROOM AND SALES

ZONE 2 : NEW CAR DELIVERY

ZONE 3 : SERVICE DRIVE







ZONE 4 : CUSTOMER AMENITIES

ZONE 5 : SERVICE DEPARTMENT

ZONE 6 : PARTS DEPARTMENT

ZONE 7 : NON-CUSTOMER SPACES

*Product Images are **FOR REFERENCE ONLY**. They do not illustrate approved finishes or configurations. Refer to Compliant Manufacturer's Finishes column for approved finish specifications and consult with your architect for facility-specific solutions.

INTERIOR ZONE 2 : NEW CAR DELIVERY			
Component & General Description	Product Image *	Mfr./Product	Compliant Manufacturer's Finishes
<p>TASK CHAIR Fully adjustable, ergonomic task chair</p> <p>Base: 4 star swivel base</p>		Herman Miller <i>EAMES</i>	<p>Base & Frame: Polished Aluminum</p> <p>Back: Black leather or vinyl</p> <p>Seat (Fabric): Black leather or vinyl</p>
<p>Back Upholstery: Mesh back (or equivalent) in black or charcoal grey</p> <p>Seat Upholstery: Graded-in, mid-grade or better fabric, vinyl or leather in black or charcoal grey</p>		Stylox <i>SAVA MESH</i>	<p>Back & Frame: Polished aluminum</p> <p>Seat: Black mesh M1</p>
<p>Casters: Polished aluminum, specification type per floor material</p> <p>Armrest: Black or polished aluminum</p>		Andreu World <i>FLEX HIGH BACK</i>	<p>Base & Frame: Polished aluminum</p> <p>Back: Revive 1</p> <p>Seat: Revive 1</p>
<p>SALES OFFICES Freestanding Desking System</p> <p>Panels and/or Legs: Cool grey metallic panels with matching metal trim pieces</p> <p>Work Surfaces: White laminate</p> <p>Storage: Cool grey neutral metallic Drawer and door fronts in: <ul style="list-style-type: none"> White laminate </p>		Haworth <i>COMPOSE</i>	<p>Panel Fabric: Glimmer Winter 2C-001</p> <p>Metal Skins & Trim: Metallic Silver</p> <p>Laminate: Polar PW-PL</p> <p>Storage (Case): Metallic Silver</p>
		Steelcase <i>U-FREE (Universal freestanding)</i>	<p>Panel Fabric: Cord Ivory 5101</p> <p>Metal Skins & Trim: Metallic Silver</p> <p>Laminate: Milk</p> <p>Storage (Case): Metallic Silver</p>
		Herman Miller <i>CANVAS</i>	<p>Panel Fabric: Fog 9251</p> <p>Metal Skins & Trim: Metallic Silver</p> <p>Laminate: Frosty white</p> <p>Storage: Metallic Silver</p>



FURNITURE SCHEDULE

- ZONE 1
- ZONE 2
- ZONE 3**
- ZONE 4
- ZONE 5
- ZONE 6
- ZONE 7
- MISCELLANEOUS

RETURN TO

- ZONE 1 : SHOWROOM AND SALES
- ZONE 2 : NEW CAR DELIVERY
- ZONE 3 : SERVICE DRIVE
- ZONE 4 : CUSTOMER AMENITIES
- ZONE 5 : SERVICE DEPARTMENT
- ZONE 6 : PARTS DEPARTMENT
- ZONE 7 : NON-CUSTOMER SPACES

*Product Images are **FOR REFERENCE ONLY**. They do not illustrate approved finishes or configurations. Refer to Compliant Manufacturer's Finishes column for approved finish specifications and consult with your architect for facility-specific solutions.

INTERIOR ZONE 3 : SERVICE DRIVE				
Component & General Description	Product Image *	Mfr./Product	Compliant Manufacturer's Finishes	
SERVICE MANAGER DESK Freestanding Desking System Panels and/or Legs: Cool grey metallic panels with matching metal trim pieces Work Surfaces: White laminate Storage: Cool grey neutral metallic Drawer and door fronts in: <ul style="list-style-type: none"> White laminate 		Haworth <i>COMPOSE</i>	Panel Fabric:	Glimmer Winter 2C-001
			Metal Skins & Trim:	Metallic Silver
			Laminate:	Polar PW-PL
		Storage:	Metallic Silver	
		Steelcase <i>U-FREE (Universal freestanding)</i>	Panel Fabric:	Cord Ivory 5101
			Metal Skins & Trim:	Metallic Silver
			Laminate:	Milk
		Storage:	Metallic Silver	
		Herman Miller <i>CANVAS</i>	Panel Fabric:	Fog 9251
			Metal Skins & Trim:	Metallic Silver
			Laminate:	Frosty white
		Storage:	Metallic Silver	
GUEST SEATING Frame: Natural wood or polished aluminum base Upholstery: Graded-in fabric or vinyl in black or charcoal grey		Steelcase <i>PLAYER</i>	Frame & Arms	Platinum Solid 6249
			Upholstery (Vinyl)	Black 5809
			Upholstery (Fabric)	Cogent Connect: Licorice 5S26 or Graphite 5S25
		Base:	Chrome	
		Stylex <i>RIDGE GUEST FOUR LEG WOOD</i>	Upholstery:	Maharam Switch 466515 008 Universe
			Base:	Natural maple
		Davis <i>SKETCH</i>	Upholstery:	Maharam Steelcut Trio 383
			Base:	Polished aluminum









FURNITURE SCHEDULE

- ZONE 1
- ZONE 2
- ZONE 3**
- ZONE 4
- ZONE 5
- ZONE 6
- ZONE 7
- MISCELLANEOUS

RETURN TO

- ZONE 1 : SHOWROOM AND SALES
- ZONE 2 : NEW CAR DELIVERY
- ZONE 3 : SERVICE DRIVE
- ZONE 4 : CUSTOMER AMENITIES
- ZONE 5 : SERVICE DEPARTMENT
- ZONE 6 : PARTS DEPARTMENT
- ZONE 7 : NON-CUSTOMER SPACES

*Product Images are **FOR REFERENCE ONLY**. They do not illustrate approved finishes or configurations. Refer to Compliant Manufacturer's Finishes column for approved finish specifications and consult with your architect for facility-specific solutions.

INTERIOR ZONE 3 : SERVICE DRIVE			
Component & General Description	Product Image *	Mfr./Product	Compliant Manufacturer's Finishes
COUNTER HEIGHT TASK STOOL Fully adjustable, ergonomic task stool, counter height Base: Silver metallic finish Back Upholstery: Mesh back (or equivalent) in black or charcoal grey Seat Upholstery: Graded-in, mid-grade or better fabric, vinyl or leather in black or charcoal grey Casters: Polished aluminum, specification type per floor material Armrest: Black		Steelcase <i>THINK</i>	Frame: Platinum metallic 4799 Seat and Back: Charcoal grey 3D Knit back
		Herman Miller <i>AERON</i>	Back & Frame: Graphite G1 Upholstery (Fabric): Pellicle Classic: Carbon 3D01 or Lead 3D02
		Steelcase <i>LEAP</i>	Base & Frame: Platinum Solid 6249 Back: 3D Knit: Licorice 5064 or Graphite 5092 Seat (Fabric): Cogent Connect: Licorice 5S26 or Graphite 5S25 Seat (Vinyl): Black 5809 Seat (Leather): Black L107
TASK CHAIR Fully adjustable, ergonomic task chair Base: 4 star swivel base Back Upholstery: Mesh back (or equivalent) in black or charcoal grey Seat Upholstery: Graded-in, mid-grade or better fabric, vinyl or leather in black or charcoal grey Casters: Polished aluminum, specification type per floor material Armrest: Black or polished aluminum		Herman Miller <i>EAMES</i>	Base & Frame: Polished Aluminum Back: Black leather or vinyl Seat: Black leather or vinyl
		Stylex <i>SAVA MESH</i>	Back & Frame: Polished aluminum Seat: Black mesh M1 Back: Black mesh M1
		Andreu World <i>FLEX HIGH BACK</i>	Base & Frame: Polished aluminum Back: Revive 1 Seat: Revive 1








FURNITURE SCHEDULE

- ZONE 1
- ZONE 2
- ZONE 3
- ZONE 4**
- ZONE 5
- ZONE 6
- ZONE 7
- MISCELLANEOUS

RETURN TO

- ZONE 1 : SHOWROOM AND SALES
- ZONE 2 : NEW CAR DELIVERY
- ZONE 3 : SERVICE DRIVE
- ZONE 4 : CUSTOMER AMENITIES
- ZONE 5 : SERVICE DEPARTMENT
- ZONE 6 : PARTS DEPARTMENT
- ZONE 7 : NON-CUSTOMER SPACES

*Product Images are **FOR REFERENCE ONLY**. They do not illustrate approved finishes or configurations. Refer to Compliant Manufacturer's Finishes column for approved finish specifications and consult with your architect for facility-specific solutions.

INTERIOR ZONE 4 : CUSTOMER AMENITIES			
Component & General Description	Product Image *	Mfr./Product	Compliant Manufacturer's Finishes
OCCASIONAL TABLES Occasional table series • End, round coffee table options Top: Clear glass or black Base: Matte Black Legs: Matte Black		Stylex DIA	Base: Matte Black (BM) Top: Starphire Low Iron Glass (SFGGR)
CAFE HEIGHT SEATING Seat: Black powdercoating or upholstery Frame: Black or polished aluminum		Davis GINKGO WIRE TABLE	Base: Matte black Top (Laminate): Nero Ingo
		Bernhardt ACE	Seat and Frame: Charcoal gray
		Davis TRE STOOL	Seat and Frame: Black paint Footrest: Chrome
		Andreu World LINEAL COMFORT	Upholstery: Maharam Bask 700009-001 Apollo Base: Black aluminum









FURNITURE SCHEDULE

- ZONE 1
- ZONE 2
- ZONE 3
- ZONE 4**
- ZONE 5
- ZONE 6
- ZONE 7
- MISCELLANEOUS

RETURN TO

- ZONE 1 : SHOWROOM AND SALES
- ZONE 2 : NEW CAR DELIVERY
- ZONE 3 : SERVICE DRIVE
- ZONE 4 : CUSTOMER AMENITIES
- ZONE 5 : SERVICE DEPARTMENT
- ZONE 6 : PARTS DEPARTMENT
- ZONE 7 : NON-CUSTOMER SPACES

*Product Images are **FOR REFERENCE ONLY**. They do not illustrate approved finishes or configurations. Refer to Compliant Manufacturer's Finishes column for approved finish specifications and consult with your architect for facility-specific solutions.

INTERIOR ZONE 4 : CUSTOMER AMENITIES			
Component & General Description	Product Image *	Mfr./Product	Compliant Manufacturer's Finishes
SOFA Upholstery: Graded-in, mid-grade or better fabric, vinyl or leather in black or charcoal grey Base: Powdercoated black matte or brushed aluminum		Andreu World RAGLAN	Upholstery: Maharam Mantle 466517022 Standard Pillows: Brentano - Perspective- Tower of Babel Base: Black
		Stylex NYC LOUNGE RELAXED	Upholstery: Maharam Mantle 466517022 Standard or Edelman Royal Hide - Coal Ash Base: Black Matte
		Bernhardt B.1	Upholstery: Berhardt Element - Cinder Pillows: Brentano - Perspective - Tower of Babel Base: Brushed Nickel
LOUNGE CHAIR Upholstery: Graded-in, mid-grade or better fabric, vinyl or leather in Buick specific camel Base: Powdercoated black matte or brushed aluminum		Bernhardt B.1	Upholstery: Edelman Luv-A-Bull Saddle LVB02 Base: Brushed Nickel
		Andreu World RAGLAN	Upholstery: Edelman Luv-A-Bull Saddle LVB02 Base: Brushed Nickel
		Coalesse VISALIA	Frame: Low gloss black 4710 Base (Leather): Black Leather Ebony L112 Seat + Arms: Edelman Luv-A-Bull Saddle LVB02







FURNITURE SCHEDULE

- ZONE 1
- ZONE 2
- ZONE 3
- ZONE 4**
- ZONE 5
- ZONE 6
- ZONE 7
- MISCELLANEOUS

RETURN TO

- ZONE 1 : SHOWROOM AND SALES
- ZONE 2 : NEW CAR DELIVERY
- ZONE 3 : SERVICE DRIVE
- ZONE 4 : CUSTOMER AMENITIES
- ZONE 5 : SERVICE DEPARTMENT
- ZONE 6 : PARTS DEPARTMENT
- ZONE 7 : NON-CUSTOMER SPACES

*Product Images are **FOR REFERENCE ONLY**. They do not illustrate approved finishes or configurations. Refer to Compliant Manufacturer's Finishes column for approved finish specifications and consult with your architect for facility-specific solutions.

INTERIOR ZONE 4 : CUSTOMER AMENITIES			
Component & General Description	Product Image *	Mfr./Product	Compliant Manufacturer's Finishes
<p>CHILDREN'S TABLES AND CHAIRS Child-sized laminate top table and wood back & seat sled base chairs • Dealer preference for shape Chair: White back & seat, Chrome sled base Table: White or light anigre laminate with chrome base</p>		Leland <i>LITTLE MARQUETTE</i>	Frame: Sterling ST Seat & Back: White Table Top: Frosty White
<p>CAFE TABLE Collaboration table Base: Black Table: Black *Built in power required</p>		Andreu World <i>CLOSED TABLE</i>	Base: Black laminate Top: Black laminate
		Steelcase <i>CAMPFIRE BIG TABLE</i>	Base: Blackwood LPL Top: Blackwood LPL
		Bernhardt <i>POWER BAR TABLE</i>	Frame & Arms: Platinum Solid 6249 Base: Oak 866 Top: Oak 866



FURNITURE SCHEDULE

- ZONE 1
- ZONE 2
- ZONE 3
- ZONE 4
- ZONE 5**
- ZONE 6
- ZONE 7
- MISCELLANEOUS

RETURN TO

- ZONE 1 : SHOWROOM AND SALES
- ZONE 2 : NEW CAR DELIVERY
- ZONE 3 : SERVICE DRIVE
- ZONE 4 : CUSTOMER AMENITIES
- ZONE 5 : SERVICE DEPARTMENT
- ZONE 6 : PARTS DEPARTMENT
- ZONE 7 : NON-CUSTOMER SPACES

*Product Images are **FOR REFERENCE ONLY**. They do not illustrate approved finishes or configurations. Refer to Compliant Manufacturer's Finishes column for approved finish specifications and consult with your architect for facility-specific solutions.

INTERIOR ZONE 5 : SERVICE DEPARTMENT			
Component & General Description	Product Image *	Mfr./Product	Compliant Manufacturer's Finishes
<p>DESKING SYSTEM Freestanding Desking System</p> <p>Panels and/or Legs: Cool grey metallic panels with matching metal trim pieces</p> <p>Work Surfaces: White laminate</p> <p>Storage: Cool grey neutral metallic Drawer and door fronts in: <ul style="list-style-type: none"> • White laminate </p>		Haworth COMPOSE	Panel Fabric: Glimmer Winter 2C-001 Metal Skins & Trim: Metallic Silver Laminate: Polar PW-PL Storage: Silver metallic
<p>Work Surfaces: White laminate</p> <p>Storage: Cool grey neutral metallic Drawer and door fronts in: <ul style="list-style-type: none"> • White laminate </p>		Steelcase U-FREE (Universal freestanding)	Panel Fabric: Cord Ivory 5101 Metal Skins & Trim: Metallic Silver Laminate: Milk Storage: Silver metallic
		Herman Miller CANVAS	Panel Fabric: Fog 9251 Metal Skins & Trim: Metallic Silver Laminate: Frosty white Storage: Silver metallic
<p>TASK CHAIR Fully adjustable, ergonomic task chair</p> <p>Base: 4 star swivel base</p> <p>Back Upholstery: Mesh back (or equivalent) in black or charcoal grey</p> <p>Seat Upholstery: Graded-in, mid-grade or better fabric, vinyl or leather in black or charcoal grey</p> <p>Casters: Polished aluminum, specification type per floor material</p> <p>Armrest: Black or polished aluminum</p>		Herman Miller EAMES	Base & Frame: Polished Aluminum Back: Black vinyl or leather Seat (Fabric): Black vinyl or leather
		Stylex SAVA MESH	Back & Frame: Polished aluminum Seat: Black mesh M1 Back: Black mesh M1
		Andreu World FLEX HIGH BACK	Base & Frame: Polished aluminum Back: Revive 1 Seat: Revive 1









FURNITURE SCHEDULE

- ZONE 1
- ZONE 2
- ZONE 3
- ZONE 4
- ZONE 5**
- ZONE 6
- ZONE 7
- MISCELLANEOUS

RETURN TO

- ZONE 1 : SHOWROOM AND SALES
- ZONE 2 : NEW CAR DELIVERY
- ZONE 3 : SERVICE DRIVE
- ZONE 4 : CUSTOMER AMENITIES
- ZONE 5 : SERVICE DEPARTMENT
- ZONE 6 : PARTS DEPARTMENT
- ZONE 7 : NON-CUSTOMER SPACES

*Product Images are **FOR REFERENCE ONLY**. They do not illustrate approved finishes or configurations. Refer to Compliant Manufacturer's Finishes column for approved finish specifications and consult with your architect for facility-specific solutions.

INTERIOR ZONE 5 : SERVICE DEPARTMENT			
Component & General Description	Product Image *	Mfr./Product	Compliant Manufacturer's Finishes
<p>COUNTER HEIGHT TASK STOOL Fully adjustable, ergonomic task stool, counter height</p> <p>Base: Silver metallic finish</p> <p>Back Upholstery: Mesh back (or equivalent) in black or charcoal grey</p> <p>Seat Upholstery: Graded-in, mid-grade or better fabric, vinyl or leather in black or charcoal grey</p> <p>Casters: Polished aluminum, specification type per floor material</p> <p>Armrest: Black</p>		Steelcase <i>THINK</i>	<p>Frame: Platinum metallic 4799</p> <p>Seat and Back: Charcoal grey 3D Knit back</p>
<p>Back Upholstery: Mesh back (or equivalent) in black or charcoal grey</p> <p>Seat Upholstery: Graded-in, mid-grade or better fabric, vinyl or leather in black or charcoal grey</p> <p>Casters: Polished aluminum, specification type per floor material</p> <p>Armrest: Black</p>		Herman Miller <i>AERON</i>	<p>Back & Frame: Graphite G1</p> <p>Upholstery (Fabric): Pellicle Classic: Carbon 3D01 or Lead 3D02</p>
<p>Back Upholstery: Mesh back (or equivalent) in black or charcoal grey</p> <p>Seat Upholstery: Graded-in, mid-grade or better fabric, vinyl or leather in black or charcoal grey</p> <p>Casters: Polished aluminum, specification type per floor material</p> <p>Armrest: Black</p>		Steelcase <i>LEAP</i>	<p>Base & Frame: Platinum Solid 6249</p> <p>Back: 3D Knit: Licorice 5064 or Graphite 5092</p> <p>Seat (Fabric): Cogent Connect: Licorice 5526 or Graphite 5525</p> <p>Seat (Vinyl): Black 5809</p> <p>Seat (Leather): Black L107</p>
<p>GUEST SEATING</p> <p>Frame: Natural wood or polished aluminum base</p> <p>Upholstery: Graded-in fabric or vinyl in black or charcoal grey</p>		Steelcase <i>PLAYER</i>	<p>Frame & Arms: Platinum Solid 6249</p> <p>Upholstery (Vinyl): Black 5809</p> <p>Upholstery (Fabric): Cogent Connect: Licorice 5526 or Graphite 5525</p> <p>Base: Chrome</p>
<p>Upholstery: Graded-in fabric or vinyl in black or charcoal grey</p>		Stylex <i>RIDGE GUEST FOUR LEG WOOD</i>	<p>Upholstery: Maharam Switch 466515 008 Universe</p> <p>Base: Natural maple</p>
<p>Upholstery: Graded-in fabric or vinyl in black or charcoal grey</p>		Davis <i>SKETCH</i>	<p>Upholstery: Maharam Steelcut Trio 383</p> <p>Base: Polished aluminum</p>









FURNITURE SCHEDULE

- ZONE 1
- ZONE 2
- ZONE 3
- ZONE 4
- ZONE 5**
- ZONE 6
- ZONE 7
- MISCELLANEOUS

RETURN TO

- ZONE 1 : SHOWROOM AND SALES
- ZONE 2 : NEW CAR DELIVERY
- ZONE 3 : SERVICE DRIVE
- ZONE 4 : CUSTOMER AMENITIES
- ZONE 5 : SERVICE DEPARTMENT
- ZONE 6 : PARTS DEPARTMENT
- ZONE 7 : NON-CUSTOMER SPACES

*Product Images are **FOR REFERENCE ONLY**. They do not illustrate approved finishes or configurations. Refer to Compliant Manufacturer's Finishes column for approved finish specifications and consult with your architect for facility-specific solutions.

INTERIOR ZONE 5 : SERVICE DEPARTMENT			
Component & General Description	Product Image *	Mfr./Product	Compliant Manufacturer's Finishes
CAFE TABLE Cafe height, multiple base and top options Frame: Silver metallic or brushed metal finish Top: White laminate		Haworth <i>COMPOSE</i>	Base: Metallic Silver TR-LE Laminate: Polar PW-PL
		Herman Miller <i>EVERYWHERE TABLE</i>	Base: Metallic Silver MS Laminate: Frosty White
		Steelcase <i>GROUPOWORK BASE UNIVERSAL TABLE TOP</i>	Base: Platinum Metallic 4799 Laminate: Milk
BREAK AREA CHAIR Café height seating, polypropylene back and seat Frame: Charcoal grey metallic or black painted finish Back & Seat: Black Polypropylene		Haworth <i>VERY</i>	Frame: Black TR-F
		Herman Miller <i>LIMERICK</i>	Frame: Black BK
		Steelcase <i>DOMINO</i>	Frame: Black 6205



FURNITURE SCHEDULE

- ZONE 1
- ZONE 2
- ZONE 3
- ZONE 4
- ZONE 5
- ZONE 6**
- ZONE 7
- MISCELLANEOUS

RETURN TO

- ZONE 1 : SHOWROOM AND SALES
- ZONE 2 : NEW CAR DELIVERY
- ZONE 3 : SERVICE DRIVE
- ZONE 4 : CUSTOMER AMENITIES
- ZONE 5 : SERVICE DEPARTMENT
- ZONE 6 : PARTS DEPARTMENT
- ZONE 7 : NON-CUSTOMER SPACES

*Product Images are **FOR REFERENCE ONLY**. They do not illustrate approved finishes or configurations. Refer to Compliant Manufacturer's Finishes column for approved finish specifications and consult with your architect for facility-specific solutions.

INTERIOR ZONE 6 : PARTS DEPARTMENT			
Component & General Description	Product Image *	Mfr./Product	Compliant Manufacturer's Finishes
INVENTORY OFFICE & PARTS MANAGER OFFICE Freestanding Desking System Panels and/or Legs: Cool grey metallic panels with matching metal trim pieces Work Surfaces: White laminate Storage: Cool grey neutral metallic Drawer and door fronts in: <ul style="list-style-type: none"> • White laminate 		Haworth COMPOSE	Panel Fabric: Glimmer Winter 2C-001 Metal Skins & Trim: Metallic Silver Laminate: Polar PW-PL Storage: Silver metallic
		Steelcase U-FREE (Universal freestanding)	Panel Fabric: Cord Ivory 5101 Metal Skins & Trim: Metallic Silver Laminate: Milk Storage: Silver metallic
		Herman Miller CANVAS	Panel Fabric: Fog 9251 Metal Skins & Trim: Metallic Silver Laminate: Frosty white Storage: Silver metallic
TASK CHAIR Fully adjustable, ergonomic task chair Base: 4 star swivel base Back Upholstery: Mesh back (or equivalent) in black or charcoal grey Seat Upholstery: Graded-in, mid-grade or better fabric, vinyl or leather in black or charcoal grey Casters: Polished aluminum, specification type per floor material Armrest: Black or polished aluminum		Herman Miller EAMES	Base & Frame: Polished Aluminum Back: Black leather or vinyl Seat (Fabric): Black leather or vinyl
		Stylex SAVA MESH	Back & Frame: Polished aluminum Seat: Black mesh M1 Back: Black mesh M1
		Andreu World FLEX HIGH BACK	Base & Frame: Polished aluminum Back: Revive 1 Seat: Revive 1









FURNITURE SCHEDULE

- ZONE 1
- ZONE 2
- ZONE 3
- ZONE 4
- ZONE 5
- ZONE 6**
- ZONE 7
- MISCELLANEOUS

RETURN TO

- ZONE 1 : SHOWROOM AND SALES
- ZONE 2 : NEW CAR DELIVERY
- ZONE 3 : SERVICE DRIVE
- ZONE 4 : CUSTOMER AMENITIES
- ZONE 5 : SERVICE DEPARTMENT
- ZONE 6 : PARTS DEPARTMENT
- ZONE 7 : NON-CUSTOMER SPACES

*Product Images are **FOR REFERENCE ONLY**. They do not illustrate approved finishes or configurations. Refer to Compliant Manufacturer's Finishes column for approved finish specifications and consult with your architect for facility-specific solutions.

INTERIOR ZONE 6 : PARTS DEPARTMENT			
Component & General Description	Product Image *	Mfr./Product	Compliant Manufacturer's Finishes
<p>COUNTER HEIGHT TASK STOOL Fully adjustable, ergonomic task stool, counter height</p> <p>Base: Silver metallic finish</p> <p>Back Upholstery: Mesh back (or equivalent) in black or charcoal grey</p> <p>Seat Upholstery: Graded-in, mid-grade or better fabric, vinyl or leather in black or charcoal grey</p>		Steelcase <i>THINK</i>	<p>Frame: Platinum metallic 4799</p> <p>Seat and Back: Charcoal grey 3D Knit back</p>
<p>Casters: Polished aluminum, specification type per floor material</p> <p>Armrest: Black</p>		Herman Miller <i>AERON</i>	<p>Back & Frame: Graphite G1</p> <p>Upholstery (Fabric): Pellicle Classic: Carbon 3D01 or Lead 3D02</p>
		Steelcase <i>LEAP</i>	<p>Base & Frame: Platinum Solid 6249</p> <p>Back: 3D Knit: Licorice 5064 or Graphite 5092</p> <p>Seat (Fabric): Cogent Connect: Licorice 5526 or Graphite 5525</p> <p>Seat (Vinyl): Black 5809</p> <p>Seat (Leather): Black L107</p>
<p>GUEST SEATING</p> <p>Frame: Natural wood or polished aluminum base</p> <p>Upholstery: Graded-in fabric or vinyl in black or charcoal grey</p>		Steelcase <i>PLAYER</i>	<p>Frame & Arms: Platinum Solid 6249</p> <p>Upholstery (Vinyl): Black 5809</p> <p>Upholstery (Fabric): Cogent Connect: Licorice 5526 or Graphite 5525</p> <p>Base: Chrome</p>
		Stylex <i>RIDGE GUEST FOUR LEG WOOD</i>	<p>Upholstery: Maharam Switch 466515 008 Universe</p> <p>Base: Natural maple</p>
		Davis <i>SKETCH</i>	<p>Upholstery: Maharam Steelcut Trio 383</p> <p>Base: Polished aluminum</p>



FURNITURE SCHEDULE

- ZONE 1
- ZONE 2
- ZONE 3
- ZONE 4
- ZONE 5
- ZONE 6

ZONE 7

MISCELLANEOUS

RETURN TO

- ZONE 1 : SHOWROOM AND SALES
- ZONE 2 : NEW CAR DELIVERY
- ZONE 3 : SERVICE DRIVE
- ZONE 4 : CUSTOMER AMENITIES
- ZONE 5 : SERVICE DEPARTMENT
- ZONE 6 : PARTS DEPARTMENT
- ZONE 7 : NON-CUSTOMER SPACES

*Product Images are **FOR REFERENCE ONLY**. They do not illustrate approved finishes or configurations. Refer to Compliant Manufacturer's Finishes column for approved finish specifications and consult with your architect for facility-specific solutions.

INTERIOR ZONE 7 : NON-CUSTOMER SPACES				
Component & General Description	Product Image *	Mfr./Product	Compliant Manufacturer's Finishes	
OFFICE DESKS Freestanding Desking System Panels and/or Legs: Cool grey metallic panels with matching metal trim pieces Work Surfaces: White laminate Storage: Cool grey neutral metallic Drawer and door fronts in: <ul style="list-style-type: none"> • White laminate 		Haworth COMPOSE	Panel Fabric:	Glimmer Winter 2C-001
			Metal Skins & Trim:	Metallic Silver
			Laminate:	Polar PW-PL
		Storage:	Metallic Silver	
		Steelcase U-FREE (Universal freestanding)	Panel Fabric:	Cord Ivory 5101
			Metal Skins & Trim:	Metallic Silver
			Laminate:	Milk
			Storage:	Metallic Silver
		Herman Miller CANVAS	Panel Fabric:	Fog 9251
			Metal Skins & Trim:	Metallic Silver
			Laminate:	Frosty white
			Storage:	Metallic Silver
GUEST SEATING Frame: Natural wood or polished aluminum base Upholstery: Graded-in fabric or vinyl in black or charcoal grey		Steelcase PLAYER	Frame & Arms	Platinum Solid 6249
			Upholstery (Vinyl)	Black 5809
			Upholstery (Fabric)	Cogent Connect: Licorice 5S26 or Graphite 5S25
			Base:	Chrome
		Stylex RIDGE GUEST FOUR LEG WOOD	Upholstery:	Maharam Switch 466515 008 Universe
			Base:	Natural maple
		Davis SKETCH	Upholstery:	Maharam Steelcut Trio 383
			Base:	Polished aluminum



FURNITURE SCHEDULE

- ZONE 1
- ZONE 2
- ZONE 3
- ZONE 4
- ZONE 5
- ZONE 6







ZONE 7

MISCELLANEOUS

RETURN TO

- ZONE 1 : SHOWROOM AND SALES
- ZONE 2 : NEW CAR DELIVERY
- ZONE 3 : SERVICE DRIVE
- ZONE 4 : CUSTOMER AMENITIES
- ZONE 5 : SERVICE DEPARTMENT
- ZONE 6 : PARTS DEPARTMENT
- ZONE 7 : NON-CUSTOMER SPACES

*Product Images are **FOR REFERENCE ONLY**. They do not illustrate approved finishes or configurations. Refer to Compliant Manufacturer's Finishes column for approved finish specifications and consult with your architect for facility-specific solutions.

INTERIOR ZONE 7 : NON-CUSTOMER SPACES			
Component & General Description	Product Image *	Mfr./Product	Compliant Manufacturer's Finishes
<p>COUNTER HEIGHT TASK STOOL Fully adjustable, ergonomic task stool, counter height</p> <p>Base: Silver metallic finish</p>		Steelcase <i>THINK</i>	<p>Frame: Platinum metallic 4799</p> <p>Seat and Back: Charcoal grey 3D Knit back</p>
<p>Back Upholstery: Mesh back (or equivalent) in black or charcoal grey</p> <p>Seat Upholstery: Graded-in, mid-grade or better fabric, vinyl or leather in black or charcoal grey</p>		Herman Miller <i>AERON</i>	<p>Back & Frame: Graphite G1</p> <p>Upholstery (Fabric): Pellicle Classic: Carbon 3D01 or Lead 3D02</p>
<p>Casters: Polished aluminum, specification type per floor material</p> <p>Armrest: Black</p>		Steelcase <i>LEAP</i>	<p>Base & Frame: Platinum Solid 6249</p> <p>Back: 3D Knit: Licorice 5064 or Graphite 5092</p> <p>Seat (Fabric): Cogent Connect: Licorice 5S26 or Graphite 5S25</p> <p>Seat (Vinyl): Black 5809</p> <p>Seat (Leather): Black L107</p>
<p>TASK CHAIR Fully adjustable, ergonomic task chair</p> <p>Base: 4 star swivel base</p>		Herman Miller <i>EAMES</i>	<p>Base & Frame: Polished Aluminum</p> <p>Back: Black leather or vinyl</p> <p>Seat : Black leather or vinyl</p>
<p>Back Upholstery: Mesh back (or equivalent) in black or charcoal grey</p> <p>Seat Upholstery: Graded-in, mid-grade or better fabric, vinyl or leather in black or charcoal grey</p>		Stylex <i>SAVA MESH</i>	<p>Back & Frame: Polished aluminum</p> <p>Seat: Black mesh M1</p> <p>Back: Black mesh M1</p>
<p>Casters: Polished aluminum, specification type per floor material</p> <p>Armrest: Black or polished aluminum</p>		Andreu World <i>FLEX HIGH BACK</i>	<p>Base & Frame: Polished aluminum</p> <p>Back: Revive 1</p> <p>Seat: Revive 1</p>



FURNITURE SCHEDULE

- ZONE 1
- ZONE 2
- ZONE 3
- ZONE 4
- ZONE 5
- ZONE 6
- ZONE 7

MISCELLANEOUS

RETURN TO

- ZONE 1 : SHOWROOM AND SALES
- ZONE 2 : NEW CAR DELIVERY
- ZONE 3 : SERVICE DRIVE
- ZONE 4 : CUSTOMER AMENITIES
- ZONE 5 : SERVICE DEPARTMENT
- ZONE 6 : PARTS DEPARTMENT
- ZONE 7 : NON-CUSTOMER SPACES

*Product Images are **FOR REFERENCE ONLY**. They do not illustrate approved finishes or configurations. Refer to Compliant Manufacturer's Finishes column for approved finish specifications and consult with your architect for facility-specific solutions.

INTERIOR ZONE 7 : NON-CUSTOMER SPACES

Component & General Description	Product Image *	Mfr./Product	Compliant Manufacturer's Finishes	
GUEST SEATING Frame: Natural wood or polished aluminum base Upholstery: Graded-in fabric or vinyl in black or charcoal grey		Steelcase <i>PLAYER</i>	Frame & Arms Upholstery (Vinyl) Upholstery (Fabric)	Platinum Solid 6249 Black 5809 Cogent Connect: Licorice 5S26 or Graphite 5S25
		Stylex <i>RIDGE GUEST FOUR LEG WOOD</i>	Upholstery: Base:	Maharam Switch 466515 008 Universe Natural maple
		Davis <i>SKETCH</i>	Upholstery: Base:	Maharam Steelcut Trio 383 Polished aluminum

INTERIOR ZONE : ALL AREAS

Component & General Description	Product Image *	Mfr./Product	Compliant Manufacturer's Finishes	
CUSTOMER CONVENIENCE POWER DISTRIBUTION Power Hub Frame: Metallic Finish		Steelcase <i>THREAD</i>	Power Hub: Connectors: Plastic Face Plate:	Platinum Metallic Platinum Solid Merle



FURNITURE SCHEDULE

- ZONE 1
- ZONE 2
- ZONE 3
- ZONE 4
- ZONE 5
- ZONE 6
- ZONE 7

MISCELLANEOUS

RETURN TO

- ZONE 1 : SHOWROOM AND SALES
- ZONE 2 : NEW CAR DELIVERY
- ZONE 3 : SERVICE DRIVE
- ZONE 4 : CUSTOMER AMENITIES
- ZONE 5 : SERVICE DEPARTMENT
- ZONE 6 : PARTS DEPARTMENT
- ZONE 7 : NON-CUSTOMER SPACES

UNDERCARPET POWER DISTRIBUTION

Customer Convenience Power Distribution

Modular power distribution is recommended as a flexible, easily installed solution for customer convenience power.

From Steelcase Thread product literature: "A Workplace solution unlike any other, Thread's ultra thin design lays underneath the carpet. At a height of just 3/16", Thread power track seamlessly integrates into a space, providing power to furniture and users, without impacting foot traffic".



Installing Thread is about as easy as laying carpet, with modularity that makes it easy to reconfigure. Power can easily be added to new construction or retrofitted into existing spaces.

Utilizing 5 main components Thread is easily assembled and disassembled giving you power exactly where you need it.



Utilizing 5 main components Thread is easily assembled and disassembled giving you power exactly where you need it.

1. **INFEED** doesn't interfere with traffic or the workplace aesthetic. Add power without core drilling or trenching.
2. **TRACKS** create a remarkably thin (3/16") design that lies under carpet tiles.
3. **CONNECTORS** build a grid of power that allows you to accept standard NEMA 3-prong plugs or proprietary low profile plugs.
4. **POWER HUBS** can be located anywhere in the space. Access power at a work surface height, seated height, or use an adapter to access power on the floor.
5. **LOW-PROFILE PLUG ADAPTER** is an 8¾" long adapter that allows a single three-prong plug to connect to Steelcase's proprietary low-profile connectors.

BRAND FOCUSED MERCHANDISE

ZONE 1

ZONE 3

ZONE 4

RETURN TO

ZONE 1 : SHOWROOM AND SALES

ZONE 2 : NEW CAR DELIVERY

ZONE 3 : SERVICE DRIVE

ZONE 4 : CUSTOMER AMENITIES

ZONE 5 : SERVICE DEPARTMENT

ZONE 6 : PARTS DEPARTMENT

ZONE 7 : NON-CUSTOMER SPACES



BRAND FOCUSED MERCH.

ZONE 1

ZONE 3
ZONE 4

RETURN TO

ZONE 1 : SHOWROOM AND SALES
ZONE 2 : NEW CAR DELIVERY
ZONE 3 : SERVICE DRIVE
ZONE 4 : CUSTOMER AMENITIES
ZONE 5 : SERVICE DEPARTMENT
ZONE 6 : PARTS DEPARTMENT
ZONE 7 : NON-CUSTOMER SPACES


SHOWROOM FIXTURES

Showroom fixtures are available for purchase from DCI Marketing.

Actual fixtures and requirements may vary from those shown. A full list of required items to be purchased from DCI Marketing is available on Global Connect Facility Image.

DCI Marketing
300 W. Big Beaver
Troy, MI 48084

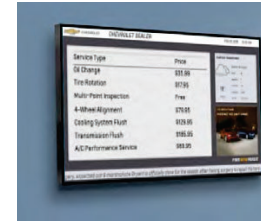
Customer Service Department
800.766.5660
gmdw.dcim.com



1 SHOWROOM REAR WALL BRAND LETTERS



2 PRODUCT INFORMATION CENTER



3 IN DEALERSHIP DIGITAL NETWORK (IDDN)

Review approved vendor list [here](#).



4 5 - WHEEL MOBILE ACCESSORIES DISPLAY



BRAND FOCUSED MERCH.

ZONE 1

ZONE 3

ZONE 4

RETURN TO

- ZONE 1 : SHOWROOM AND SALES
- ZONE 2 : NEW CAR DELIVERY
- ZONE 3 : SERVICE DRIVE
- ZONE 4 : CUSTOMER AMENITIES
- ZONE 5 : SERVICE DEPARTMENT
- ZONE 6 : PARTS DEPARTMENT
- ZONE 7 : NON-CUSTOMER SPACES

SERVICE FIXTURES

Service fixtures are available for purchase from DCI Marketing.

Actual fixtures and requirements may vary from those shown. A full list of required items to be purchased from DCI Marketing is available on Global Connect Facility Image.

DCI Marketing
300 W. Big Beaver
Troy, MI 48084

Customer Service Department
800.766.5660
gmdw.dcm.com



1 AFTER HOURS DROP BOX



2 HOURS OF OPERATION SIGN



3 EXTERIOR LOT PAVEMENT MARKINGS AND EXTERIOR DIRECTIONAL LANE LIGHTS



4 DIGITAL MENU BOARD IN DEALERSHIP DIGITAL NETWORK (IDDN)
Review approved vendor list [here](#).



5 MONITOR SWING ARM



BRAND FOCUSED MERCH.

ZONE 1

ZONE 3

ZONE 4

RETURN TO

ZONE 1 : SHOWROOM AND SALES

ZONE 2 : NEW CAR DELIVERY

ZONE 3 : SERVICE DRIVE

ZONE 4 : CUSTOMER AMENITIES

ZONE 5 : SERVICE DEPARTMENT

ZONE 6 : PARTS DEPARTMENT

ZONE 7 : NON-CUSTOMER SPACES

CUSTOMER AMENITIES FIXTURES

Customer amenities fixtures are available for purchase from DCI Marketing.

Actual fixtures and requirements may vary from those shown. A full list of required items to be purchased from DCI Marketing is available on Global Connect Facility Image.

DCI Marketing

300 W. Big Beaver
Troy, MI 48084

Customer Service Department
800.766.5660
gmdw.dci.com



1 CHARGING STATION - OPTIONAL

*Customer access to convenience outlets is required.



2 ACCESORIES SLATWALL

Laminated wood panel with aluminum inserts to hold Buick GMC accessories. At least one Accessories Slat Wall is to be dedicated to GM accessories only. Accessories Slat Wall Kit required.

DUAL FACILITIES

CADILLAC | RETURN HOME





CADILLAC

DUAL FACILITY

FACILITY TYPE	1: EXCLUSIVE STAND ALONE				2: SEPARATE SHOWROOM; SHARED SERVICES				2: BG AS OUT LOT				3 OR 6: DUPLEX				7: DUAL				REQUIREMENTS	
	NA	NA	NA	NA	NA	NA	NA	NA	NA	NA	NA	NA	NA	NA	NA	NA	NA	NA	NA	NA		
DUAL FACILITIES																						
Exterior	NA	NA	NA	NA	NA	NA	NA	NA	NA	NA	NA	NA	NA	NA	NA	NA	NA	NA	NA	NA	■	For dual facilities, the Buick GMC brand image is used.
Signage	NA	NA	NA	NA	NA	NA	NA	NA	NA	NA	NA	NA	NA	NA	NA	NA	NA	NA	NA	NA	■	Signage for Cadillac must be placed on the primary exterior building elevation as indicated in the DID dealer specific drawings. The shared Service Drive and Service Write-up area will be branded to the Buick GMC image, except as noted.
Interior Fixtures, Finishes, Furniture	NA	NA	NA	NA	NA	NA	NA	NA	NA	NA	NA	NA	NA	NA	NA	NA	NA	NA	NA	NA	■	Interior finishes, fixtures and furniture must be Buick GMC specification. Reference Cadillac CI documentation for all requirements.
Brand-Focused Merchandise	NA	NA	NA	NA	NA	NA	NA	NA	NA	NA	NA	NA	NA	NA	NA	NA	NA	NA	NA	NA	■	Brand-focused merchandising elements for all brands that are sold in the facility must be included in the Showroom. Reference Cadillac CI documentation for all requirements.

LEGEND

■	REQUIRED
□	OPTIONAL
NA	NOT APPLICABLE

NOTE: All Cadillac millwork and furniture at feature display wall by Cadillac specific vendors. Refer to Cadillac Design Intent Document for additional information.

Cadillac service writer feature back wall by Cadillac specific vendors. Refer to Cadillac Design Intent Document for additional information.





CADILLAC

