

**THE SAENGER
THEATRE RENEWAL
PROJECT**

142 North Rampart Street
New Orleans, LA

Client
Saenger Theatre Redevelopment Company
1800 Post Oak Boulevard, 6
Boulevard Place, Suite 450,
Houston, TX 77056

Architect
MARTINEZ+JOHNSON
ARCHITECTURE

1412 Eye St., NW
Washington, DC 20005
202.333.4480

Structural Engineer
Lundy & Franke Engineering, Inc.
549 Heimer Road, San
Antonio, TX 78232
210.370.7900

Theatre Consultant
Schuler Shook
123 Third Street North #210,
Minneapolis, MN 55401
612.339.5958


Acoustical Engineer
Akustiks
93 North Main Street, South
Norwalk, CT 06854
203.299.1904

MEP Engineer
JBA Consulting Engineers, Inc.
3525 N. Causeway Blvd., Suite
500 Metairie, LA 70002
504.830.0199


Civil Engineer
Linfield, Hunter, & Junius, Inc.
3606 18th Street Suite 200,
Metairie, LA 70002
504.833.5300

Architectural Historian
EHT Traceries, Inc.
1121 Fifth Street NW
Washington, DC 20001
202.393.1199


GATE NO.	LOCATION		INTERIOR GATE								REMARKS	
	TO	FROM	NEW / EXIST.	DIMENSION		NO. OF LEAVES	TYPE	MATERIAL	FINISH			
	NAME	NO.		NAME	NO.					W		H
00 BASEMENT LEVEL												
G002A	LADIES' LOUNGE	002	PATIO LOBBY	001	EXIST.	3'-0"	7'-0"	2	GT-1	WROUGHT IRON	DEC. PTD.	PROVIDED HARDWARE TO ATTACH GATE TO WALL IN OPEN POSITION
G002B	LADIES' LOUNGE	002			EXIST.	3'-4"	7'-0"	2	GT-2	WROUGHT IRON	DEC. PTD.	
G005A	PATIO LOBBY	001	MEN'S LOUNGE	005	EXIST.	3'-0"	7'-0"	2	GT-1	WROUGHT IRON	DEC. PTD.	PROVIDED HARDWARE TO ATTACH GATE TO WALL IN OPEN POSITION
G005B	MEN'S LOUNGE	005			EXIST.	3'-4"	7'-0"	2	GT-2	WROUGHT IRON	DEC. PTD.	
02 LOGE LEVEL												
G225A	LOGE PROMENADE	200	HOUSE RIGHT VOMITORY	225	EXIST.	5'-2"	7'-1"	2	GT-3	WROUGHT IRON	DEC. PTD.	PROVIDED HARDWARE TO ATTACH GATE TO WALL IN OPEN POSITION
G230A	LOGE PROMENADE	200	HOUSE LEFT VOMITORY	230	EXIST.	5'-2"	7'-1"	2	GT-3	WROUGHT IRON	DEC. PTD.	PROVIDED HARDWARE TO ATTACH GATE TO WALL IN OPEN POSITION
03 MIDDLE BALCONY LEVEL												
G321A			STAIR 18	320	EXIST.	3'-0"	7'-0"	1	E9	WROUGHT IRON	DEC. PTD.	
G321B	PROMENADE	321	PROMENADE	321	EXIST.	4'-9"	9'-0"	2	GT-5	WROUGHT IRON	DEC. PTD.	
G325B			PROMENADE	326	EXIST.	3'-0"	7'-0"	1	GT-4	WROUGHT IRON	DEC. PTD.	
04 UPPER BALCONY LEVEL												
G428B	STAIR 18	428	UPPER BALCONY	430	EXIST.	4'-0"	7'-0"	1	GT-6	WROUGHT IRON	DEC. PTD.	PROVIDED HARDWARE TO ATTACH GATE TO WALL IN OPEN POSITION
G428C	STAIR 18	428			EXIST.	3'-0"	7'-0"	1	GT-7	WROUGHT IRON	DEC. PTD.	
G431B	STAIR 19	431			NEW	3'-0"	7'-0"	1	GT-7	WROUGHT IRON	DEC. PTD.	




TYPE GT-1




TYPE GT-2




TYPE GT-3




TYPE GT-4



TYPE GT-5



TYPE GT-6



TYPE GT-7

THESE DRAWINGS, SPECIFICATIONS, AND OTHER DOCUMENTS, (COLLECTIVELY, THE "DOCUMENTS") INCLUDING WITHOUT LIMITATION ELECTRONIC VERSIONS THEREOF AND THE IDEAS, DESIGNS, AND ARRANGEMENTS REPRESENTED THEREBY ARE AND SHALL REMAIN THE PROPERTY OF MARTINEZ & JOHNSON ARCHITECTURE P.C. AS DEFINED BY APPLICABLE CONTRACTUAL AGREEMENTS (THE "AGREEMENTS") AND AS PROTECTED BY THE COPYRIGHT STATUTES OF THE UNITED STATES. USE OF THE DOCUMENTS SHALL BE STRICTLY LIMITED TO THE PROJECT FOR WHICH THEY WERE PREPARED AND DEVELOPED (THE "PROJECT") PER THE TERMS OF THE AGREEMENTS. NO PART OF THE DOCUMENTS SHALL BE COPIED, DISCLOSED TO OTHERS, OR USED IN CONNECTION WITH ANY OTHER WORK OR PROJECT, OR BY ANY OTHER PERSONS FOR ANY PURPOSES, OTHER THAN THE COMPLETION OF THE PROJECT, WITHOUT THE SPECIFIC WRITTEN AUTHORIZATION OF MARTINEZ & JOHNSON ARCHITECTURE P.C. THE DOWNLOADING, OPENING, OR VIEWING OF ELECTRONIC VERSIONS OF THE DOCUMENTS OR VISUAL CONTACT WITH ANY PRINTED FORM THEREOF SHALL CONSTITUTE CONCLUSIVE EVIDENCE OF ACCEPTANCE OF THESE RESTRICTIONS.

7502

DATE: No.: REVISION:

DATE: ISSUE:
02.19.10 PERMIT SET
04.02.10 GMP CONTRACT SET
11.11.10 CONTRACT SET

SHEET TITLE:
INTERIOR GATE
SCHEDULE, ELEVATIONS
AND DETAILS

KEY PLAN

A-5.30