

**THE SAENGER
THEATRE RENEWAL
PROJECT**

142 North Rampart Street
New Orleans, LA

Client
Saenger Theatre Redevelopment Company
1800 Post Oak Boulevard, 6
Boulevard Place, Suite 450,
Houston, TX 77056

Architect
**MARTINEZ+JOHNSON
ARCHITECTURE**

1412 Eye St., NW
Washington, DC 20005
202.333.4480

Structural Engineer
Lundy & Franke Engineering, Inc.
549 Heimer Road, San
Antonio, TX 78232
210.970.7900

Theatre Consultant
Schuler Shook
123 Third Street North #210,
Minneapolis, MN 55401
612.339.5958

Acoustical Engineer
Akustiks
93 North Main Street, South
Norwalk, CT 06854
203.299.1904

MEP Engineer
JBA Consulting Engineers, Inc.
3525 N. Causeway Blvd., Suite
500 Metairie, LA 70002
504.830.0159

Civil Engineer
Linfield, Hunter, & Junius, Inc.
3606 18th Street Suite 200,
Metairie, LA 70002
504.833.5300

Architectural Historian
EHT Traceries, Inc.
1121 Fifth Street NW
Washington, DC 20001
202.393.1199

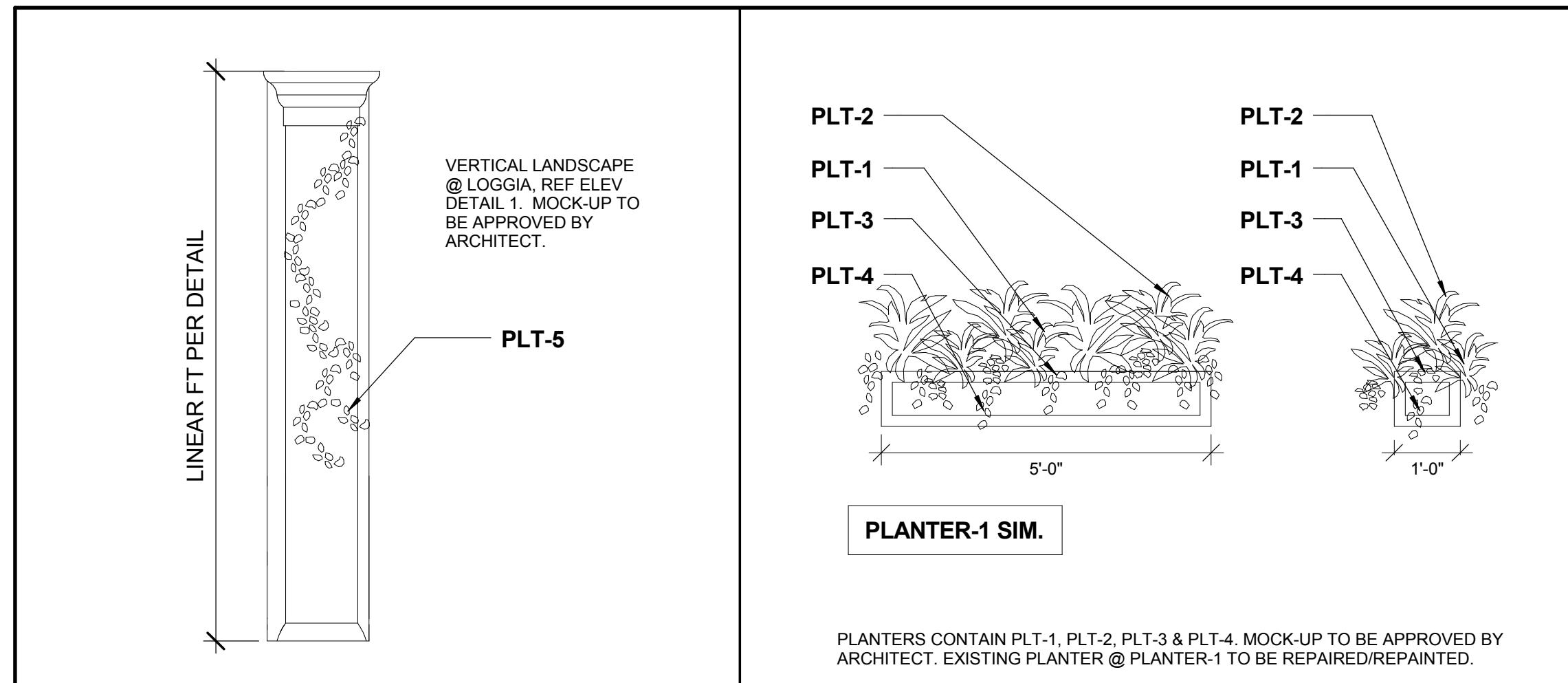
THESE DRAWINGS, SPECIFICATIONS, AND OTHER DOCUMENTS (COLLECTIVELY, THE "DOCUMENTS") INCLUDING WITHOUT LIMITATION ELECTRONIC VERSIONS THEREOF AND THE IDEAS, DESIGNS, AND ARRANGEMENTS REPRESENTED THEREBY ARE AND SHALL REMAIN THE PROPERTY OF MARTINEZ & JOHNSON ARCHITECTURE P.C. AS DEFINED BY APPLICABLE CONTRACTUAL AGREEMENTS (THE "AGREEMENTS") AND AS PROTECTED BY THE COPYRIGHT STATUTES OF THE UNITED STATES. USE OF THE DOCUMENTS SHALL BE STRICTLY LIMITED TO THE PROJECT FOR WHICH THEY WERE PREPARED AND DEVELOPED. NO PART OF THE DOCUMENTS SHALL BE COPIED, DISCLOSED TO OTHERS, OR USED IN CONNECTION WITH ANY OTHER WORK OR PROJECT, OR BY ANY OTHER PERSONS FOR ANY PURPOSES, OTHER THAN THE COMPLETION OF THE PROJECT WITHOUT THE SPECIFIC WRITTEN AUTHORIZATION OF MARTINEZ & JOHNSON ARCHITECTURE P.C. THE DOWNLOADING, OPENING, OR VIEWING OF ELECTRONIC VERSIONS OF THE DOCUMENTS OR VISUAL CONTACT WITH ANY PRINTED FORM THEREOF SHALL CONSTITUTE CONCLUSIVE EVIDENCE OF ACCEPTANCE OF THESE RESTRICTIONS.

7502

DATE:	No.:	REVISION:
02.19.10		PERMIT SET
04.02.10		GMP CONTRACT SET
11.11.10		CONTRACT SET

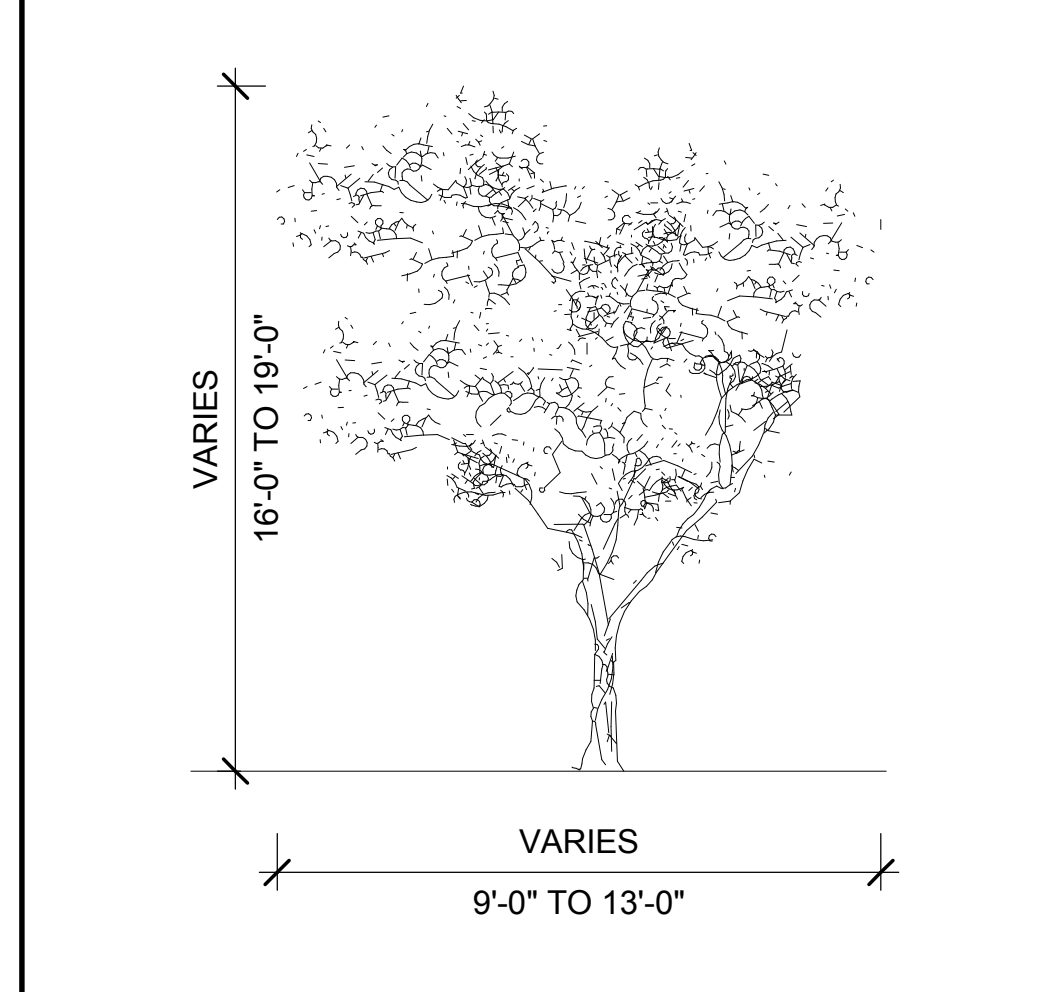
SHEET TITLE:
**INTERIOR LANDSCAPING &
BIRD SCHEDULE,
ELEVATIONS AND DETAILS**

A-5.49

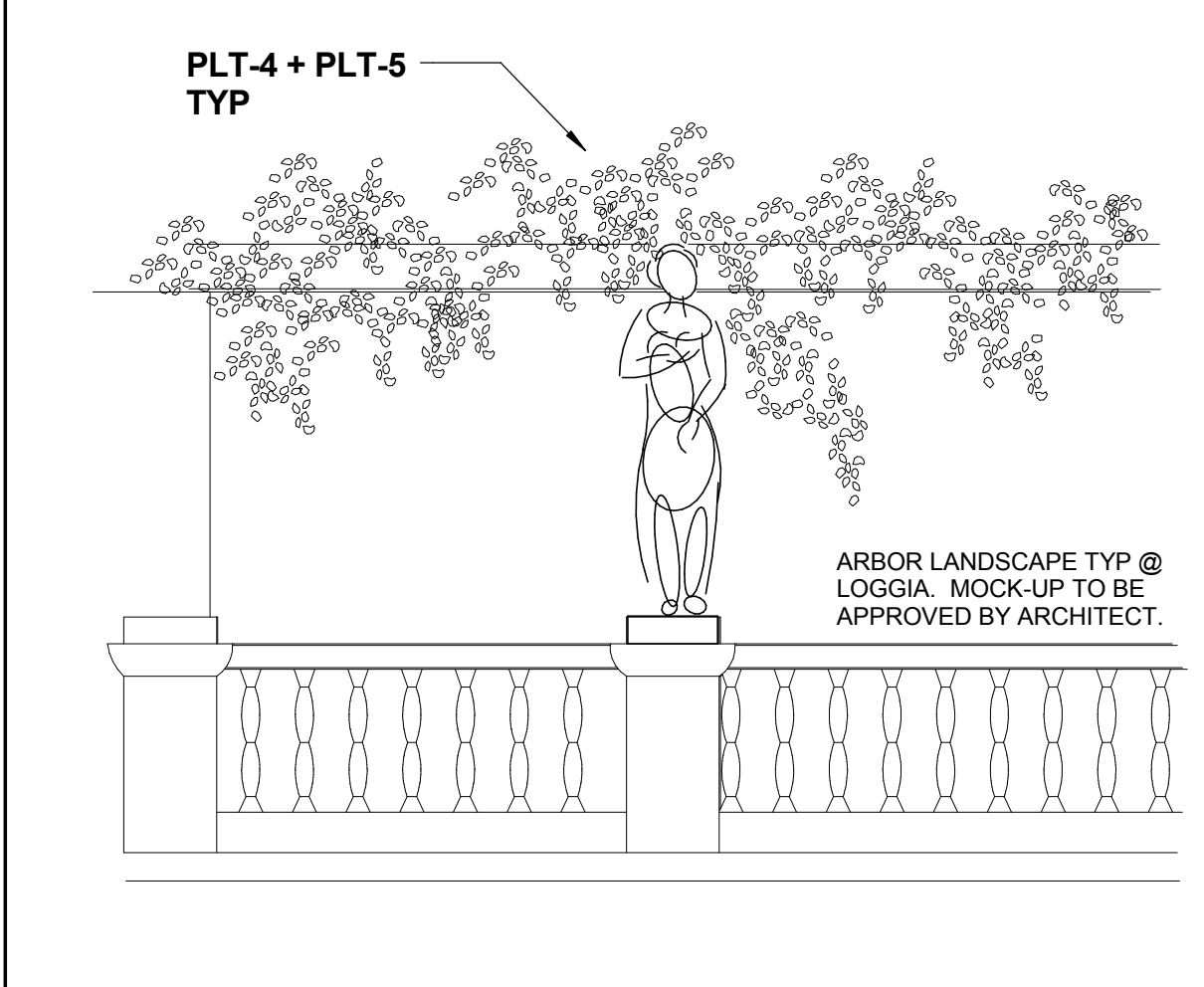


VERT LNDSACP DETAIL 1/2" = 1'-0" 6

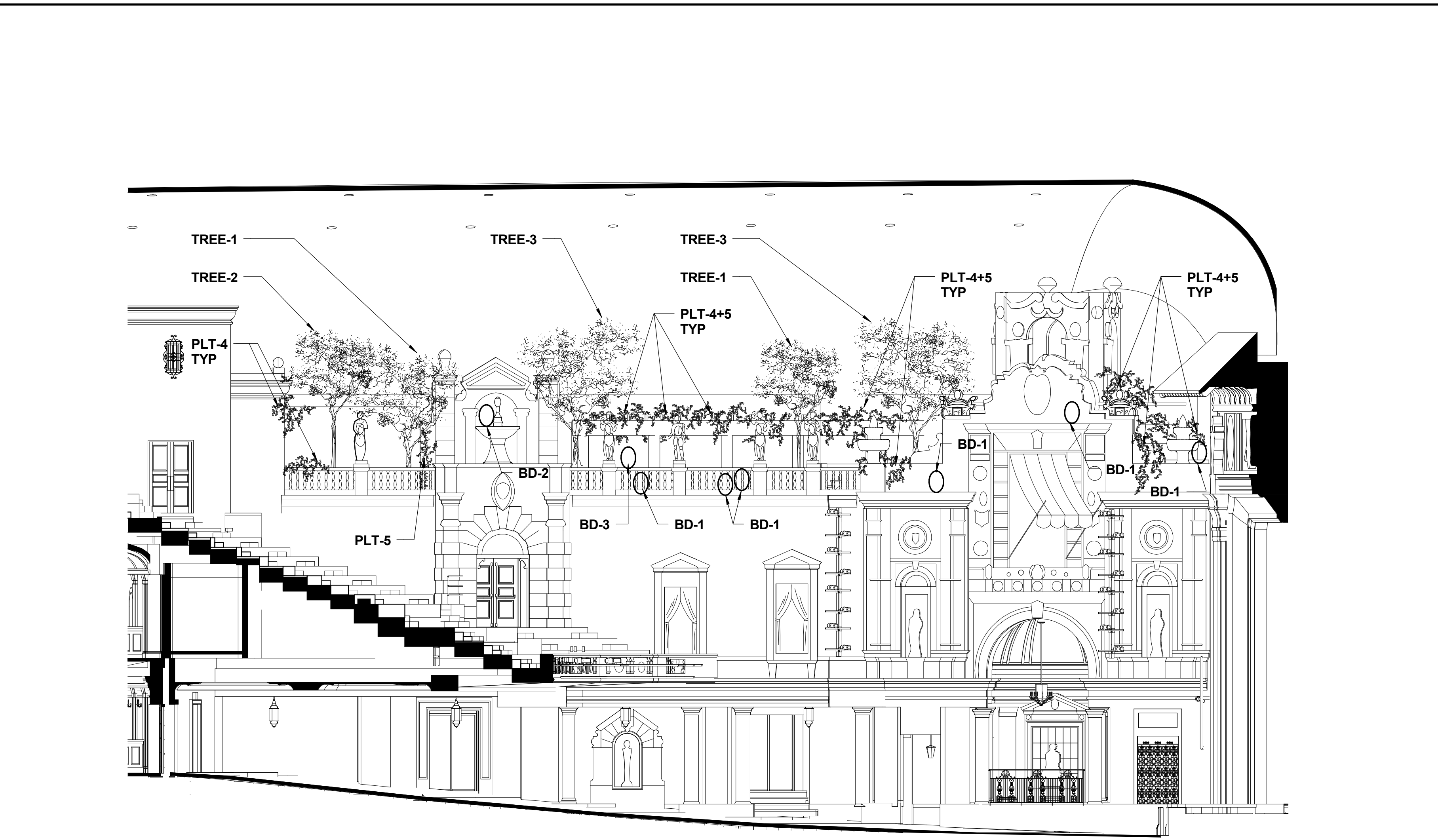
PLANTER-2 DETAIL 1/2" = 1'-0" 5



TREE DETAIL 1/4" = 1'-0" 4



ARBOR DETAIL 3/8" = 1'-0" 3

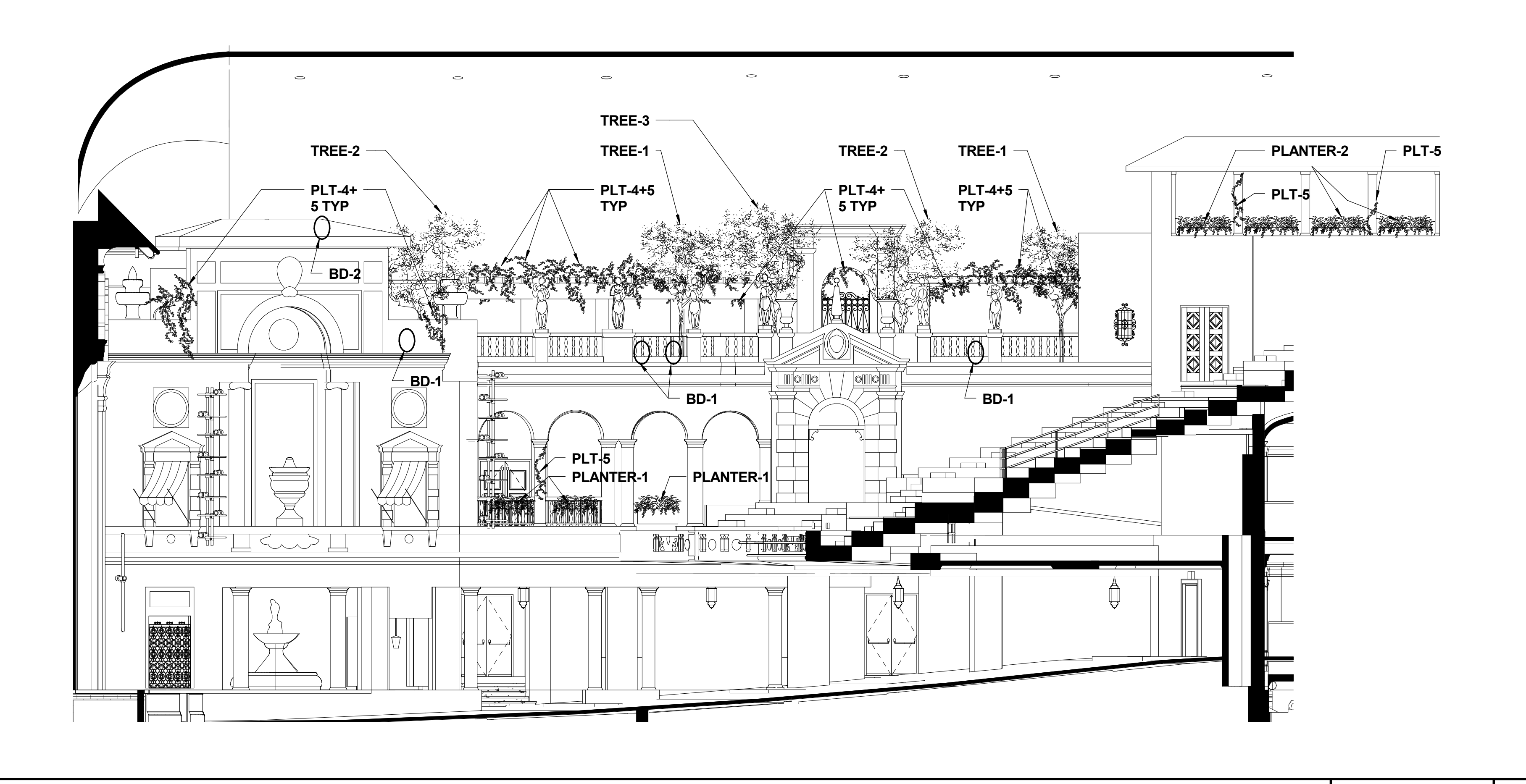


HOUSE LEFT ELEVATION W LANDSCAPE 1/8" = 1'-0" 2

INTERIOR LANDSCAPING AND BIRDS				
LAND TYPE	TAG NO	DESCRIPTION	MANUFACTURER	LOCATION

BIRD				
BIRD	BD-1	10" Pidgeon	Barnard Ltd. 07093	HOUSE CHAMBER - SEE ELEV DETAILS 1 & 2
BIRD	BD-2	18" Black Flying Crow	Hanken Imports B321226	HOUSE CHAMBER - SEE ELEV DETAILS 1 & 2
BIRD	BD-3	24" Peacock w closed wings	Hanken Imports B867	HOUSE CHAMBER - SEE ELEV DETAILS 1 & 2
PLANT				
PLANT	PLT-1	10" Tropical Foliage	Gian Rocco	HOUSE CHAMBER - SEE ELEV DETAILS 1 & 2
PLANT	PLT-2	1'-6" Tropical Foliage	Gian Rocco	HOUSE CHAMBER - SEE ELEV DETAILS 1 & 2
PLANT	PLT-3	Small Ivy Sprig	Gian Rocco	HOUSE CHAMBER - SEE ELEV DETAILS 1 & 2
PLANT	PLT-4	Large Ivy Sprig	Gian Rocco	HOUSE CHAMBER - SEE ELEV DETAILS 1 & 2
PLANT	PLT-5	Ivy Rope Swag	Gian Rocco	HOUSE CHAMBER - SEE ELEV DETAILS 1 & 2
PLANTER				
PLANTER	PLTR-2	1'-0"x5'-0"x10" Dec. Planter	TBD	HOUSE CHAMBER - SEE ELEV DETAILS 1 & 2
PLANTER	PLTR-1	EXIST		HOUSE CHAMBER - SEE ELEV DETAILS 1 & 2
TREE				
TREE	TREE-1	16'-0" x 9'-0" Locust Tree	Gian Rocco	HOUSE CHAMBER - SEE ELEV DETAILS 1 & 2
TREE	TREE-2	17'-6" x 11'-0" Locust Tree	Gian Rocco	HOUSE CHAMBER - SEE ELEV DETAILS 1 & 2
TREE	TREE-3	19'-0" x 13'-0" Locust Tree	Gian Rocco	HOUSE CHAMBER - SEE ELEV DETAILS 1 & 2

- INTERIOR LANDSCAPING GENERAL NOTES:**
1. FOLIAGE SHOULD BE REPLICA FOLIAGE COMPOSED OF POLYESTER IMPREGNATED WITH FIRE RETARDANT CHEMICALS.
 2. FABRIC IS TO BE UNITIZED OR PIN SEALED WHENEVER POSSIBLE AND HAVE A MIN. OF #20 GAUGE INTERNAL WIRE.
 3. ALL FABRIC FOLIAGE TO HAVE POLYURETHANE FINISH TO PREVENT DUST ACCUMULATION.
 4. FOILAGE MUST BE INHERENTLY FIRE RETARDANT AND HAVE BEEN TESTED AND COMPLY WITH CALIFORNIA TITLE 19, NPA 701, US GOVERNMENT SIN-494.4 FLAMMABILITY CODE AND QUALIFY AS A NFPA CLASS A FIRE RETARDANT MATERIAL AS TESTED BY ASTM 84-95.
 5. ALL NATURAL WOOD TRUNKS TO BE TOPICALLY TREATED WITH CS-1000 FIRE RETARDANT.
 6. LATERAL BRANCHES AND MAIN TRUNKS TO BE CABLED OR WIRED TOGETHER.
 7. ONLY HARDWOOD STEMS TO BE USED.
 8. ALL BRANCH TIPS TO BE CONED.
 9. ALL BRANCH IMPERFECTIONS TO BE HAND PAINTED.
 10. PLANTS TO BE OF A QUALITY AND SIZE EQUAL TO OR SURPASSING FOLIAGE NO. 1 GRADE AS DESCRIBED IN THE INTERIOR PLANT SPECIFICATION OF GUIDE TO INTERIOR LANDSCAPE SPECIFICATIONS, 1988 EDITION.
 11. NO PLANT(S) PROVIDED UNDER THIS AGREEMENT SHALL BE ACCEPTED WHICH REQUIRES PERMANENT STAKING IN.
 12. ALL TRUNKS ARE SET INTO PVC COLLARS SET INTO A GROWERS POT.



HOUSE RIGHT ELEVATION W LANDSCAPE 1/8" = 1'-0" 1