

**THE SAENGER
THEATRE RENEWAL
PROJECT**
142 North Rampart Street
New Orleans, LA

Client
Saenger Theatre Redevelopment Company
1800 Post Oak Boulevard, 6
Boulevard Place, Suite 450,
Houston, TX 77056

Architect
MARTINEZ+JOHNSON
ARCHITECTURE
1412 Eye St., NW
Washington, DC 20005
202.333.4480

Structural Engineer
Lundy & Franke Engineering, Inc.
549 Heimer Road, San
Antonio, TX 78232
210.370.7900

Theatre Consultant
Schuler Shook
123 Third Street North #210,
Minneapolis, MN 55401
612.339.5958

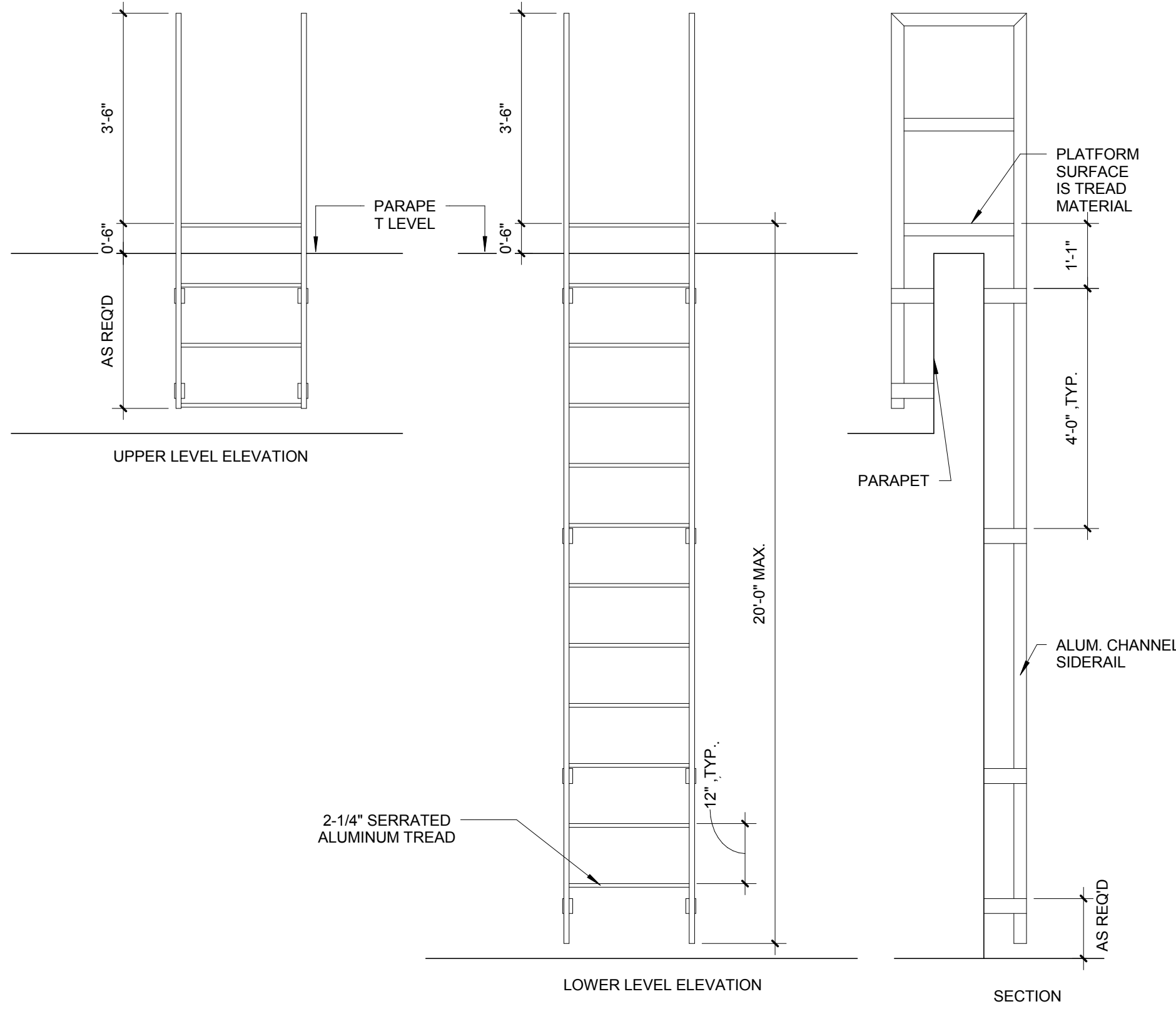
Acoustical Engineer
Akustiks
93 North Main Street, South
Norwalk, CT 06854
203.293.1904

MEP Engineer
JBA Consulting Engineers, Inc.
3525 N. Causeway BLVD, Suite
500 Metairie, LA 70002
504.830.0159

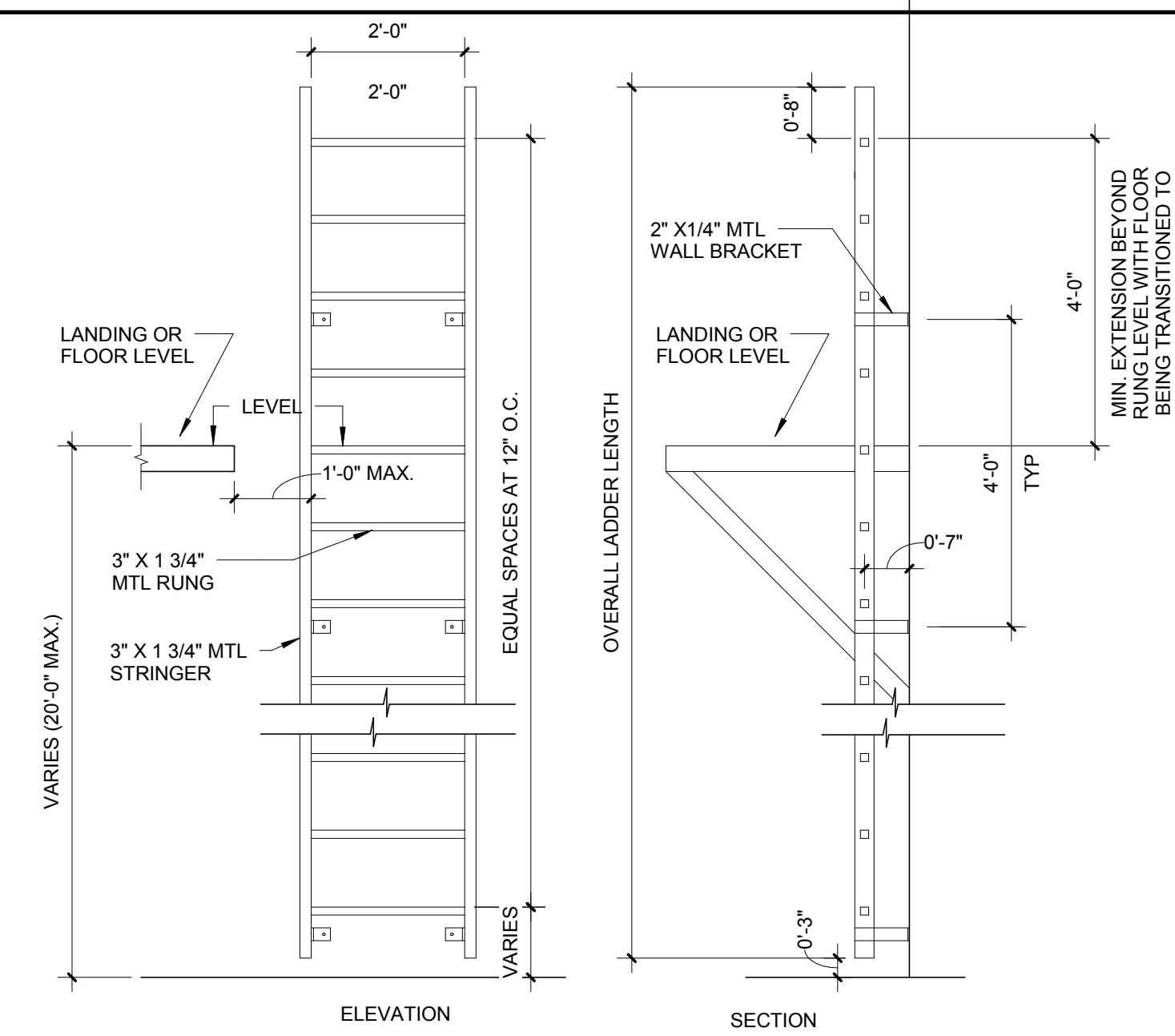
Civil Engineer
Linfield, Hunter, & Junius, Inc.
3606 18th Street Suite 200,
Metairie, LA 70002
504.833.5300

Architectural Historian
EHT Traceries, Inc.
1121 Fifth Street NW
Washington, DC 20001
202.393.1199

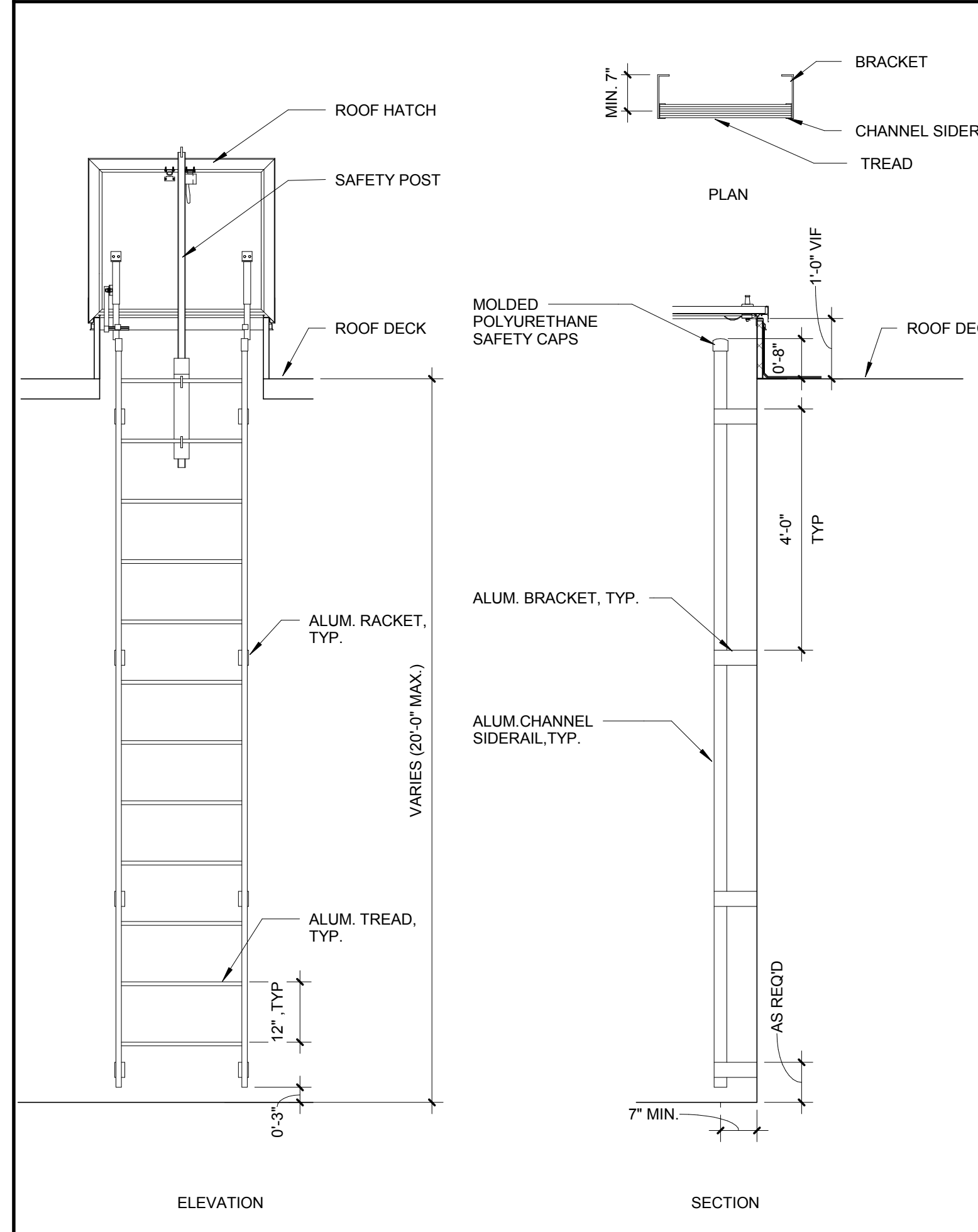
LADDER SCHEDULE							
LOCATION	NUMBER	TYPE	LOW ELEVATION	HIGH ELEVATION	FINISH	REMARKS	
03 MIDDLE BALCONY							
03 MIDDLE BALCONY	LADDER-1	TYPE - 1	31' - 10" (VIF)	36' - 0" (VIF)	PTD - BLACK		
03 MIDDLE BALCONY	LADDER-5	TYPE - 1	31' - 10" (VIF)	36' - 0" (VIF)	PTD - BLACK		
03 MIDDLE BALCONY	LADDER-10	TYPE - 2	20' 8 1/2" (VIF)	32'-0" (VIF)	PTD -	SHIP LADDER	
04 UPPER BALCONY							
04 UPPER BALCONY	LADDER-2	TYPE - 1	36' - 0" (VIF)	42' - 4 1/4" (VIF)	PTD - BLACK	SHIP LADDER	
04 UPPER BALCONY	LADDER-3	TYPE - 1	36' - 0" (VIF)	42' - 4 1/4" (VIF)	PTD - BLACK	SHIP LADDER	
04 UPPER BALCONY	LADDER-4	TYPE - 1	36' - 0" (VIF)	42' - 4 1/4" (VIF)	PTD - BLACK	SHIP LADDER	
04 UPPER BALCONY	LADDER-6	TYPE - 1	36' - 0" (VIF)	40' - 0" (VIF)	PTD - BLACK	SHIP LADDER	
04 UPPER BALCONY	LADDER-7	TYPE - 1	40' - 0" (VIF)	43' - 9" (VIF)	PTD - BLACK	SHIP LADDER	
04 UPPER BALCONY	LADDER-8	SHIP LADDER	32' - 8" (VIF)	43' - 9" (VIF)	PTD - BLACK	LADDER LAYS FLAT AGAINST EXISTING SLOPED FLOOR	
04 UPPER BALCONY	LADDER-9	TYPE - 5	34' - 0" (VIF)	74' - 6" (VIF)	PTD - BLACK	SHIP LADDER W/ CAGE	
CATWALK LEVEL							
CATWALK LEVEL	LADDER-12	TYPE - 4	68' - 7" (VIF)	74' - 6" (VIF)			
GRID IRON LEVEL							
GRID IRON LEVEL	LADDER-11	TYPE - 5	74' - 6" (VIF)	87' - 6" (VIF)	PTD - BLACK	SHIP LADDER W/ CAGE	
ROOF PLAN							
ROOF PLAN	LADDER 13	TYPE - 6	51' - 2 1/2" (VIF)	60' - 0 3/4" (VIF)		SHIP LADDER	
ROOF PLAN	LADDER 14	TYPE - 6	60' - 0 3/4" (VIF)	60' - 8" (VIF)		SHIP LADDER	



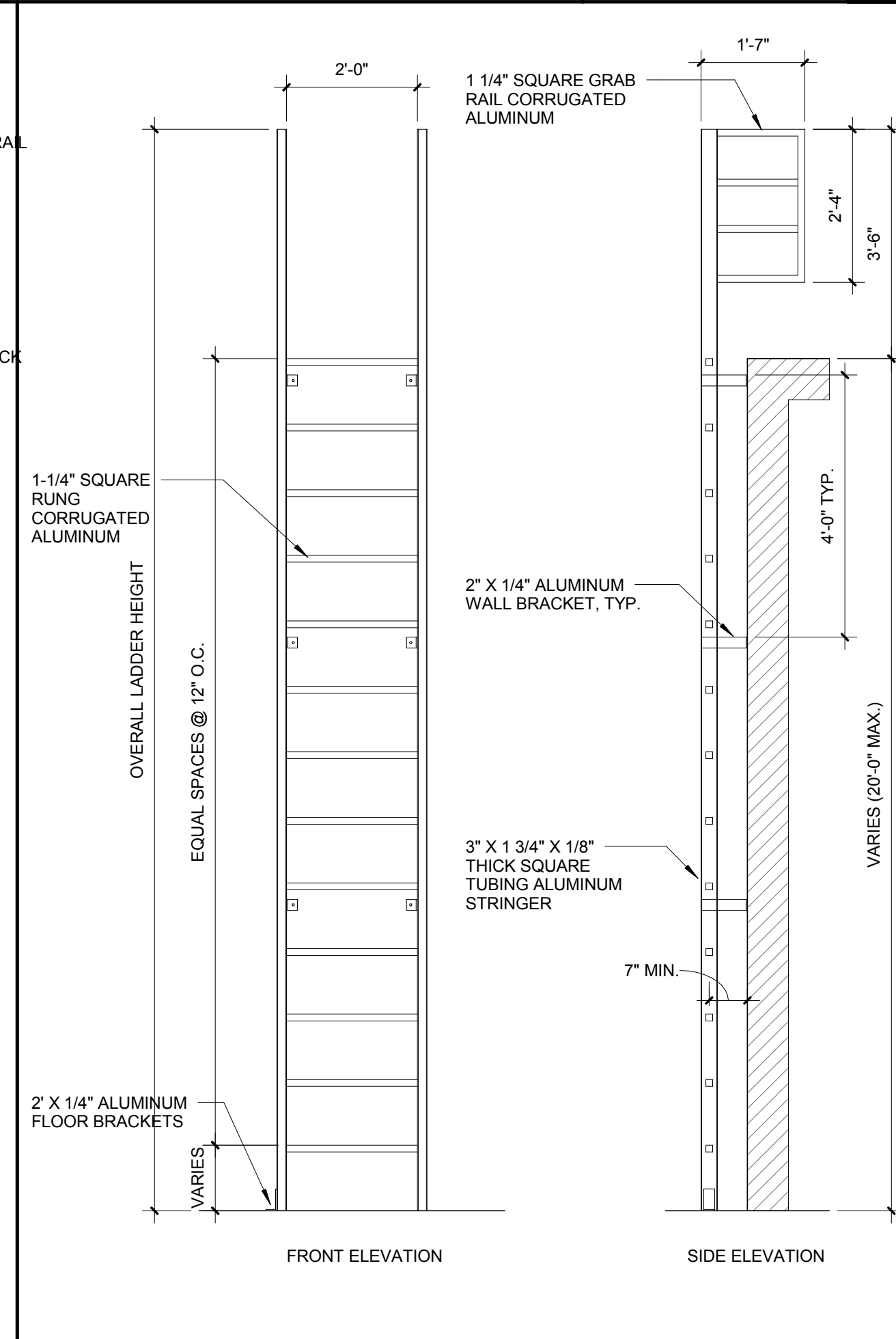
FIXED LADDER WITH PARAPET PLATFORM & ROOFSIDE TYP-6 1/2" = 1'-0" 11



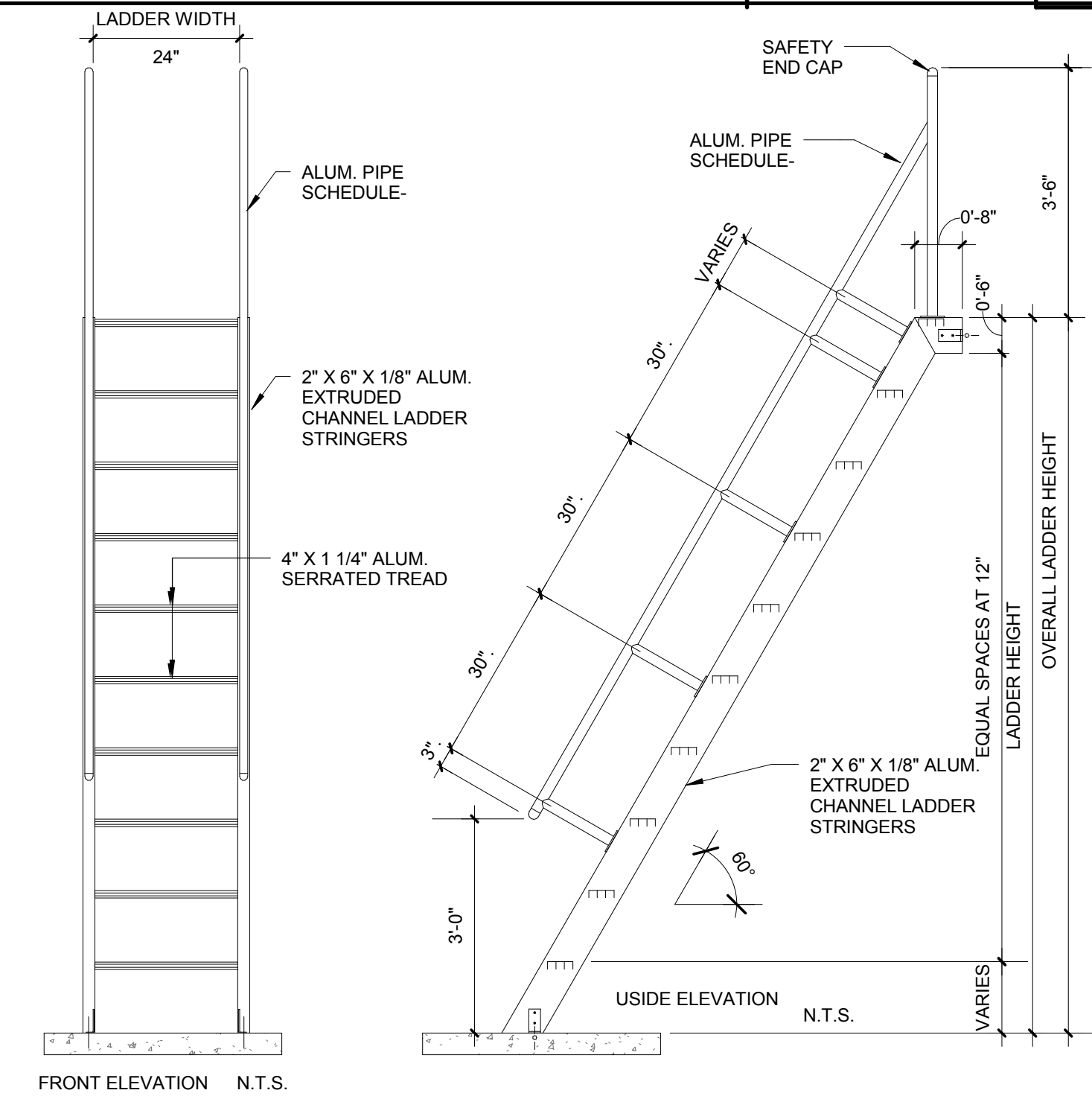
CONCESS. 1 - FRONT ELEVATION 1/2" = 1'-0" 6



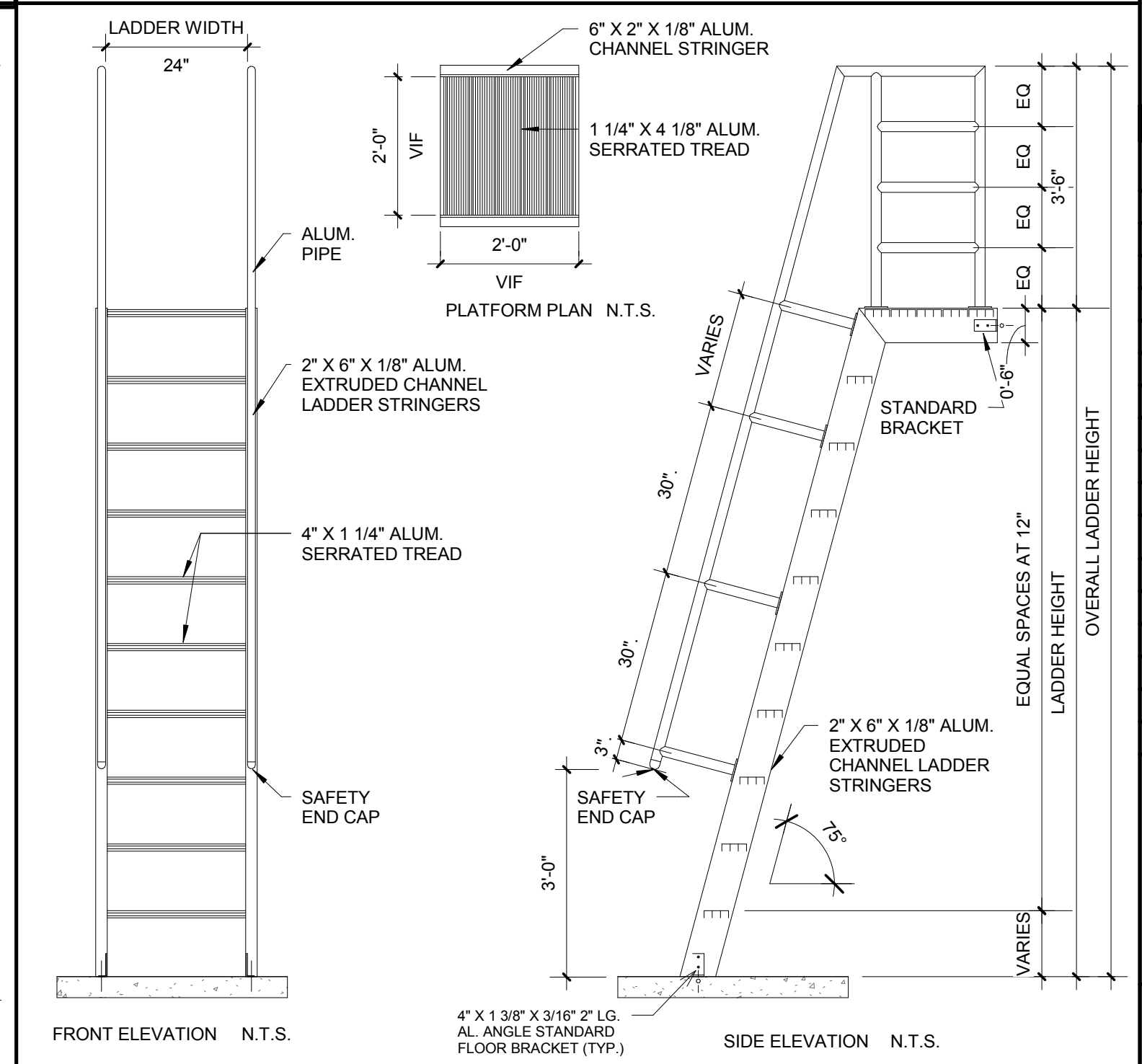
FIXED LADDER TO ROOF HATCH TYP-5 1/2" = 1'-0" 12



FIXED LADDER DETAIL TYPE-4 1/2" = 1'-0" 9



SHIP LADDER TYPE-2 1/2" = 1'-0" 5



SHIP LADDER TYPE-1 1/2" = 1'-0" 1

THESE DRAWINGS, SPECIFICATIONS, AND OTHER DOCUMENTS (COLLECTIVELY, THE "DOCUMENTS") INCLUDING WITHOUT LIMITATION ELECTRONIC VERSIONS THEREOF AND THE IDEAS, DESIGNS, AND ARRANGEMENTS REPRESENTED THEREBY ARE AND SHALL REMAIN THE PROPERTY OF MARTINEZ & JOHNSON ARCHITECTURE P.C. AS DEFINED BY APPLICABLE CONTRACTUAL AGREEMENTS (THE "AGREEMENTS") AND AS PROTECTED BY THE COPYRIGHT STATUTES OF THE UNITED STATES. USE OF THE DOCUMENTS SHALL BE STRICTLY LIMITED TO THE PROJECT FOR WHICH THEY WERE PREPARED AND DEVELOPED (THE "PROJECT") PER THE TERMS OF THE AGREEMENTS. NO PART OF THE DOCUMENTS SHALL BE COPIED, DISCLOSED TO OTHERS, OR USED IN CONNECTION WITH ANY OTHER WORK OR PROJECT, OR BY ANY OTHER PERSONS FOR ANY PURPOSES, OTHER THAN THE COMPLETION OF THE PROJECT WITHOUT THE SPECIFIC WRITTEN AUTHORIZATION OF MARTINEZ & JOHNSON ARCHITECTURE P.C. THE DOWNLOADING, OPENING, OR VIEWING OF ELECTRONIC VERSIONS OF THE DOCUMENTS OR VISUAL CONTACT WITH ANY PRINTED FORM THEREOF SHALL CONSTITUTE CONCLUSIVE EVIDENCE OF ACCEPTANCE OF THESE RESTRICTIONS.

7502

DATE:	No.:	REVISION:
02.19.10		PERMIT SET
04.02.10		GMP CONTRACT SET
11.11.10		CONTRACT SET

SHEET TITLE:
**LADDER SCHEDULE,
ELEVATIONS AND
SECTIONS**

A-7.10