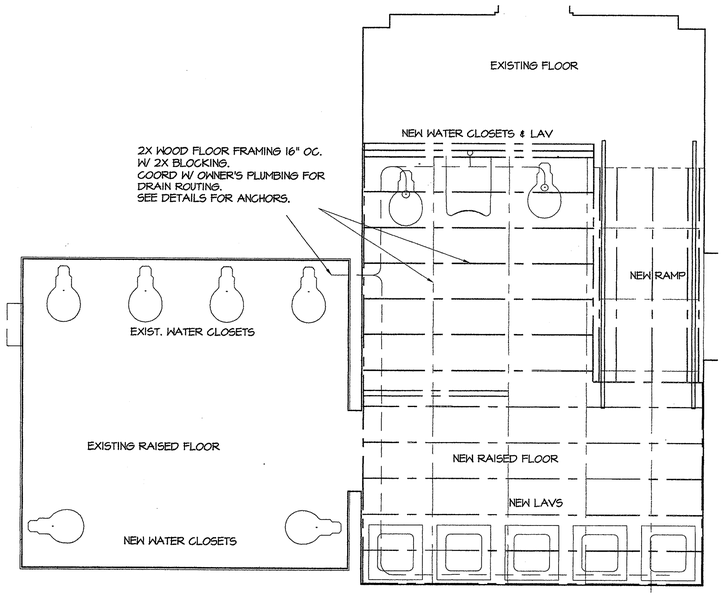

3 / A1 NEW FRAMING PLAN 2ND FLOOR @ WOMENS REST ROOM
SCALE: 3/8" = 1'-0"

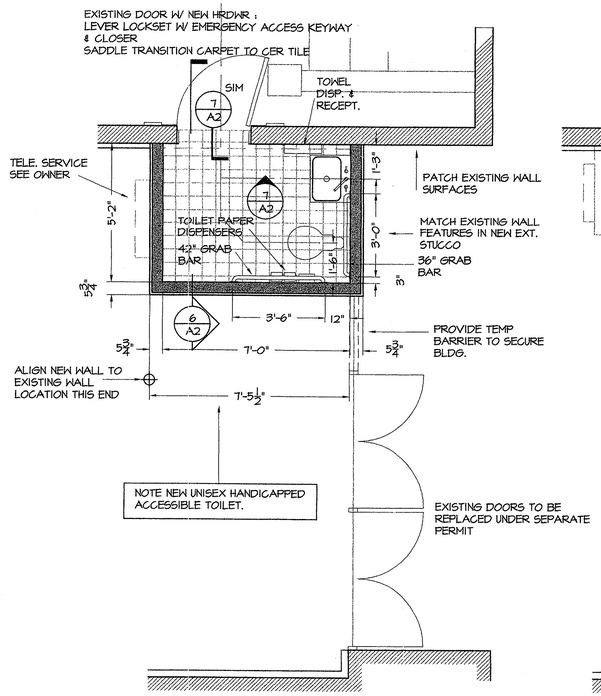

4 / A1 NEW PLAN @ 1ST FLOOR
SCALE: 3/8" = 1'-0"

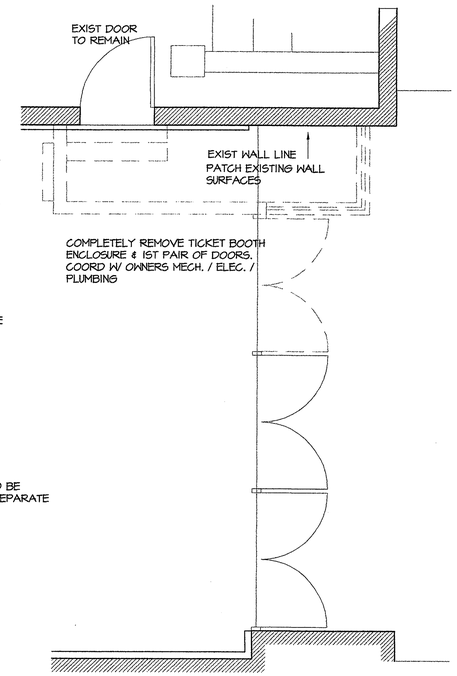

5 / A1 DEMOLITION PLAN @ 1ST FLOOR
SCALE: 3/8" = 1'-0"

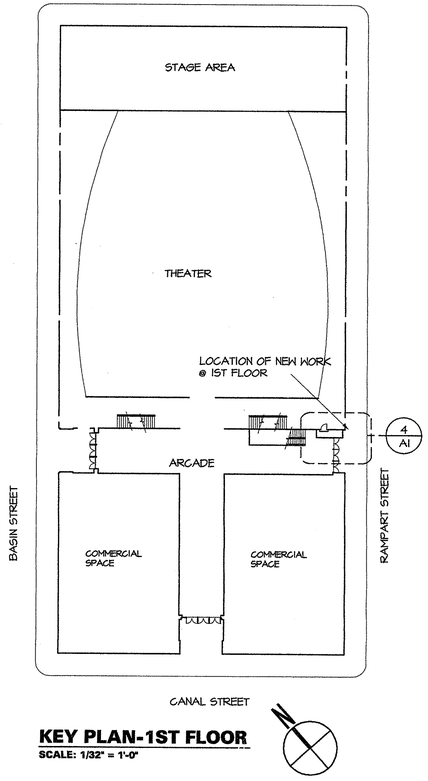

KEY PLAN-1ST FLOOR
SCALE: 1/32" = 1'-0"

GENERAL NOTES:
1. ALL MECHANICAL, ELECTRICAL, & PLUMBING WORK BY OWNER AND IS NOT INCLUDED AS A PART OF SERVICES BY LYONS & HUDSON ARCHITECTS, LTD.
2. ALL SIGNAGE IS BY OWNER AND IS NOT INCLUDED AS A PART OF SERVICES BY LYONS & HUDSON ARCHITECTS, LTD.
3. THE OWNER SHALL SECURE ALL PERMITS REQUIRED TO EFFECT THE WORK.

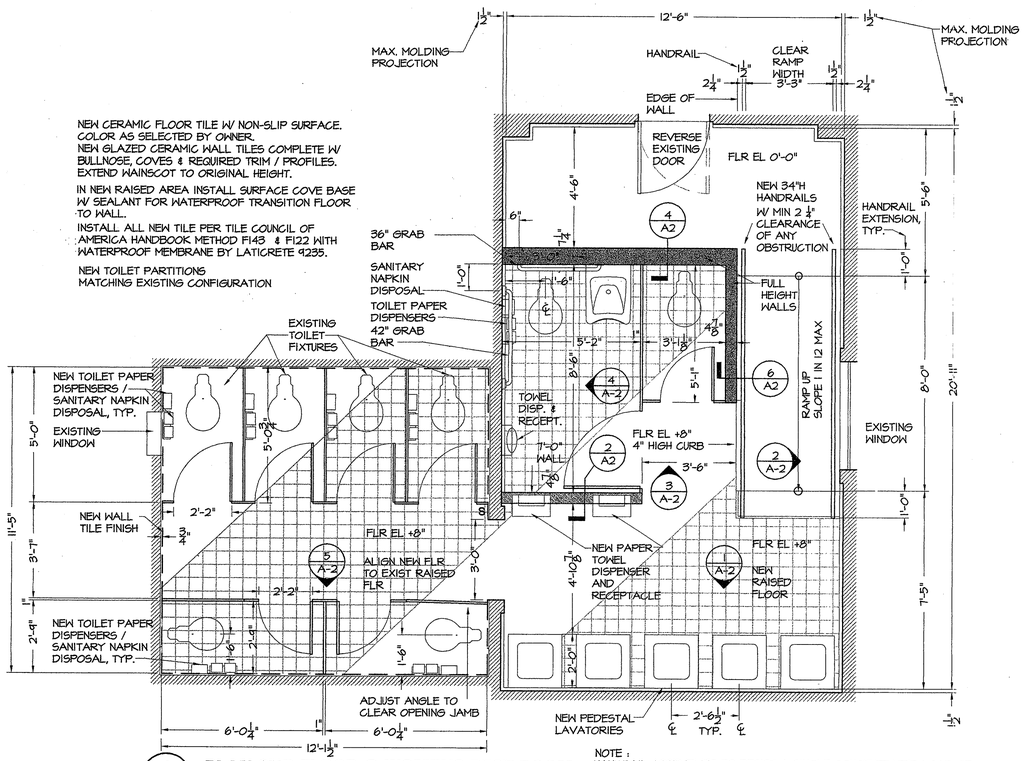

1 / A1 PLAN 2ND FLOOR @ WOMENS REST ROOM
SCALE: 3/8" = 1'-0"

NOTE:
HANDRAIL ASSEMBLIES TO RESIST A SINGLE CONCENTRATED LOAD OF 200 LBS. APPLIED IN ANY DIRECTION.
GRAB BARS TO RESIST A SINGLE CONCENTRATED LOAD OF 250 LBS. IN ANY DIRECTION AT ANY POINT.

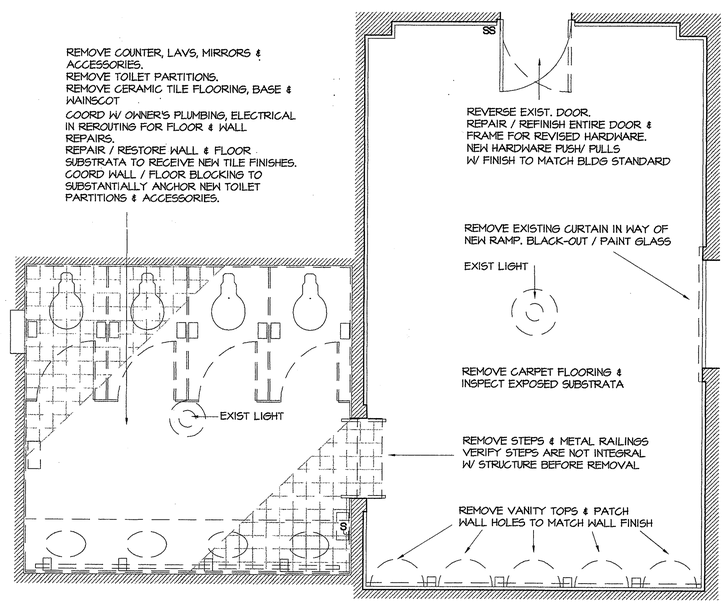

2 / A1 DEMOLITION PLAN 2ND FLOOR @ WOMENS REST ROOM
SCALE: 3/8" = 1'-0"

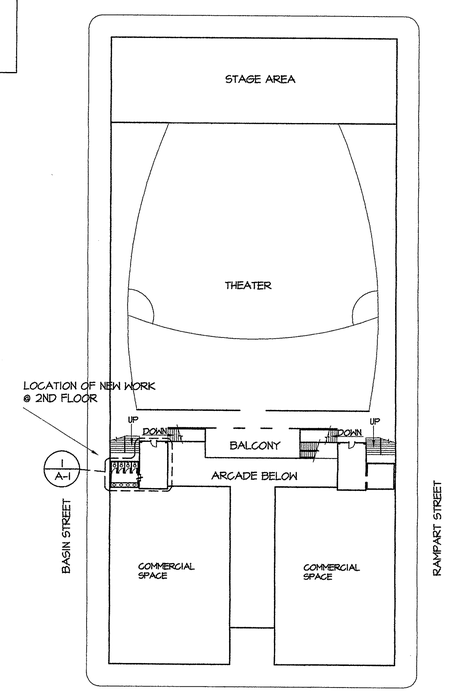

KEY PLAN-2ND FLOOR
SCALE: 1/32" = 1'-0"

IMPROVEMENTS TO SAENGER THEATER
143 NORTH RAMPART ST.
NEW ORLEANS, LA 70112

LYONS&HUDSON
Architects, Ltd. A Professional Corporation
Suite 400/810 Union Street/New Orleans, Louisiana 70112

Revisions:

Date: 1AUG2005
Drawn: GJE/CB
Checked: WJH

Project No: 1569A

Sheet No. A-1