

**THE SAENGER
THEATRE RENEWAL
PROJECT**

142 North Rampart Street
New Orleans, LA

Client
Saenger Theatre Redevelopment Company
200 West Loop South, Suite
1040 Houston TX 77027

Architect
**MARTINEZ+JOHNSON
ARCHITECTURE**

1412 Eye St., NW
Washington, DC 20005
202.333.4480

Structural Engineer
Shawn J. Franke, P.E.
549 Helmer Road San
Antonio TX 78232
210.979.7900

Theatre Consultant
Schuler Shook
123 Third Street North #210
Minneapolis, MN 55401
612.338.5958

Acoustical Engineer
Akustiks
93 North Main Street South
Norwalk, CT 06854
202.299.1904

MEP Engineer
JBA Consulting Engineers, Inc.
3525 N. Causeway Blvd., Suite
500 Metairie, LA 70002
504.830.0139

Civil Engineer
Linfield, Hunter, & Junius, Inc.
3608 18th Street Suite 200
Metairie, LA 70002
504.835.5300

Architectural Historian
EHT Traceries, Inc.
1121 Fifth Street NW
Washington, DC 20001
202.393.1199



Next Step Design
FOODSERVICE CONSULTANTS
1116 West Street, Suite C
Annapolis, MD 21401
410.263.1200

THESE DRAWINGS, SPECIFICATIONS AND OTHER DOCUMENTS (COLLECTIVELY, "THE DOCUMENTS") INCLUDING WITHOUT LIMITATION ELECTRONIC VERSIONS THEREOF AND THE IDEAS, DESIGNS AND ARRANGEMENTS REPRESENTED THEREBY, ARE AND SHALL REMAIN THE PROPERTY OF MARTINEZ & JOHNSON ARCHITECTURE P.C. AS DEFINED BY APPLICABLE CONTRACTUAL AGREEMENTS ("THE AGREEMENTS") AND AS PROTECTED BY THE COPYRIGHT STATUTES OF THE UNITED STATES. USE OF THE DOCUMENTS SHALL BE STRICTLY LIMITED TO THE PROJECT FOR WHICH THEY WERE PREPARED AND DEVELOPED ("THE PROJECT") PER THE TERMS OF THE AGREEMENTS. NO PART OF THE DOCUMENTS SHALL BE COPIED, DISCLOSED TO OTHERS, OR USED IN CONNECTION WITH ANY OTHER WORK OR PROJECT, OR BY ANY OTHER PERSONS FOR ANY PURPOSES, OTHER THAN THE COMPLETION OF THE PROJECT, WITHOUT THE SPECIFIC WRITTEN AUTHORIZATION OF MARTINEZ & JOHNSON ARCHITECTURE P.C. THE COPYING, OPENING, OR VIEWING OF ELECTRONIC VERSIONS OF THE DOCUMENTS OR VISUAL CONTACT WITH ANY PRINTED FORM THEREOF SHALL CONSTITUTE CONCLUSIVE EVIDENCE OF ACCEPTANCE OF THESE RESTRICTIONS.

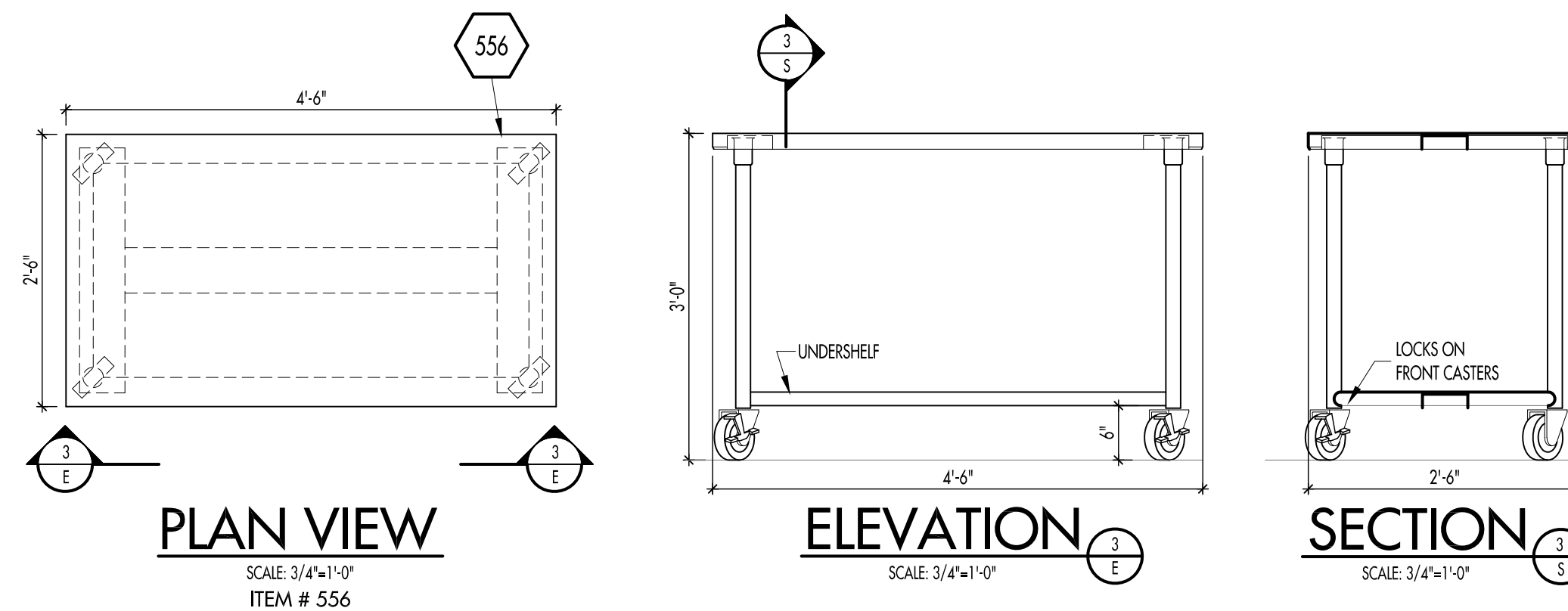
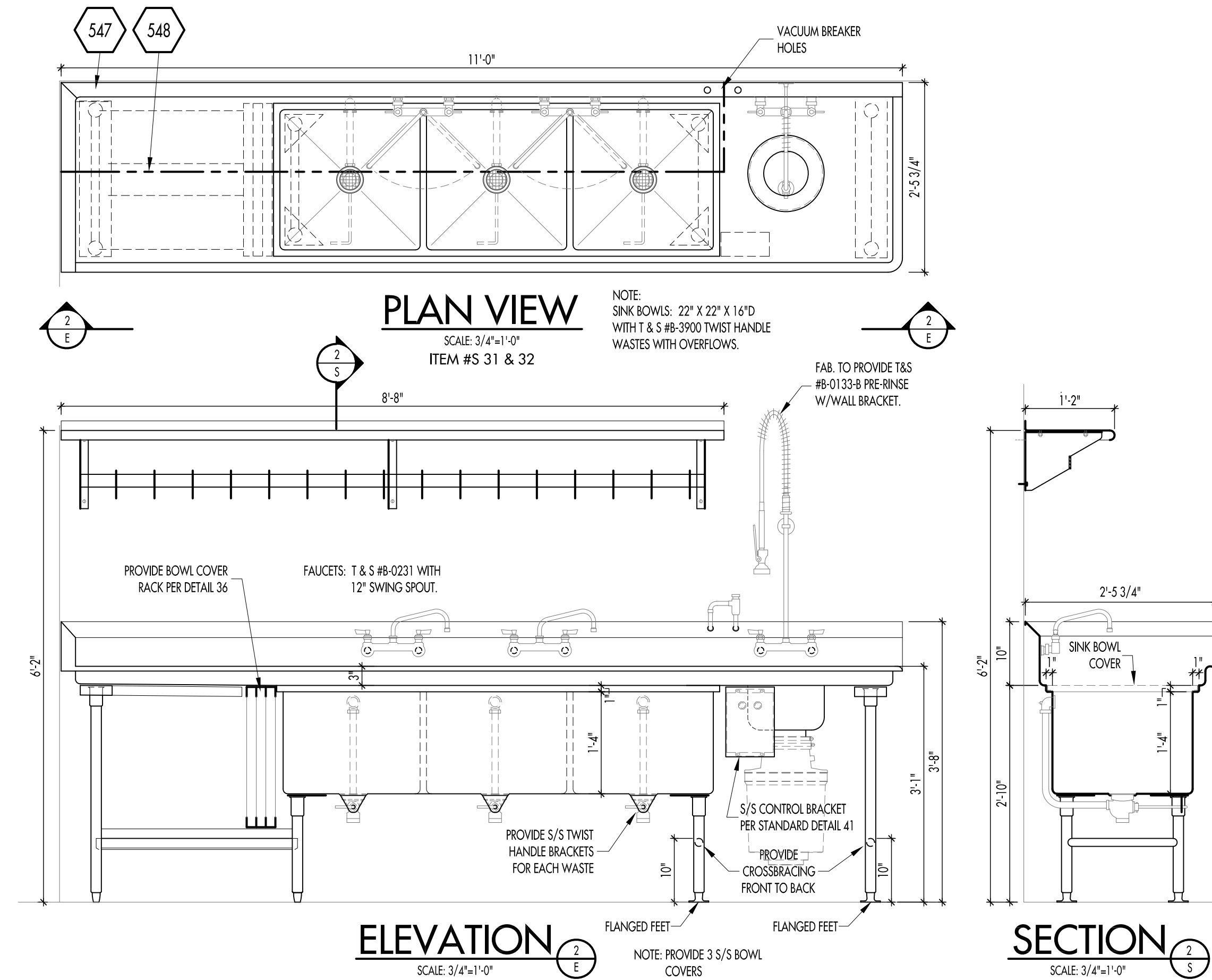
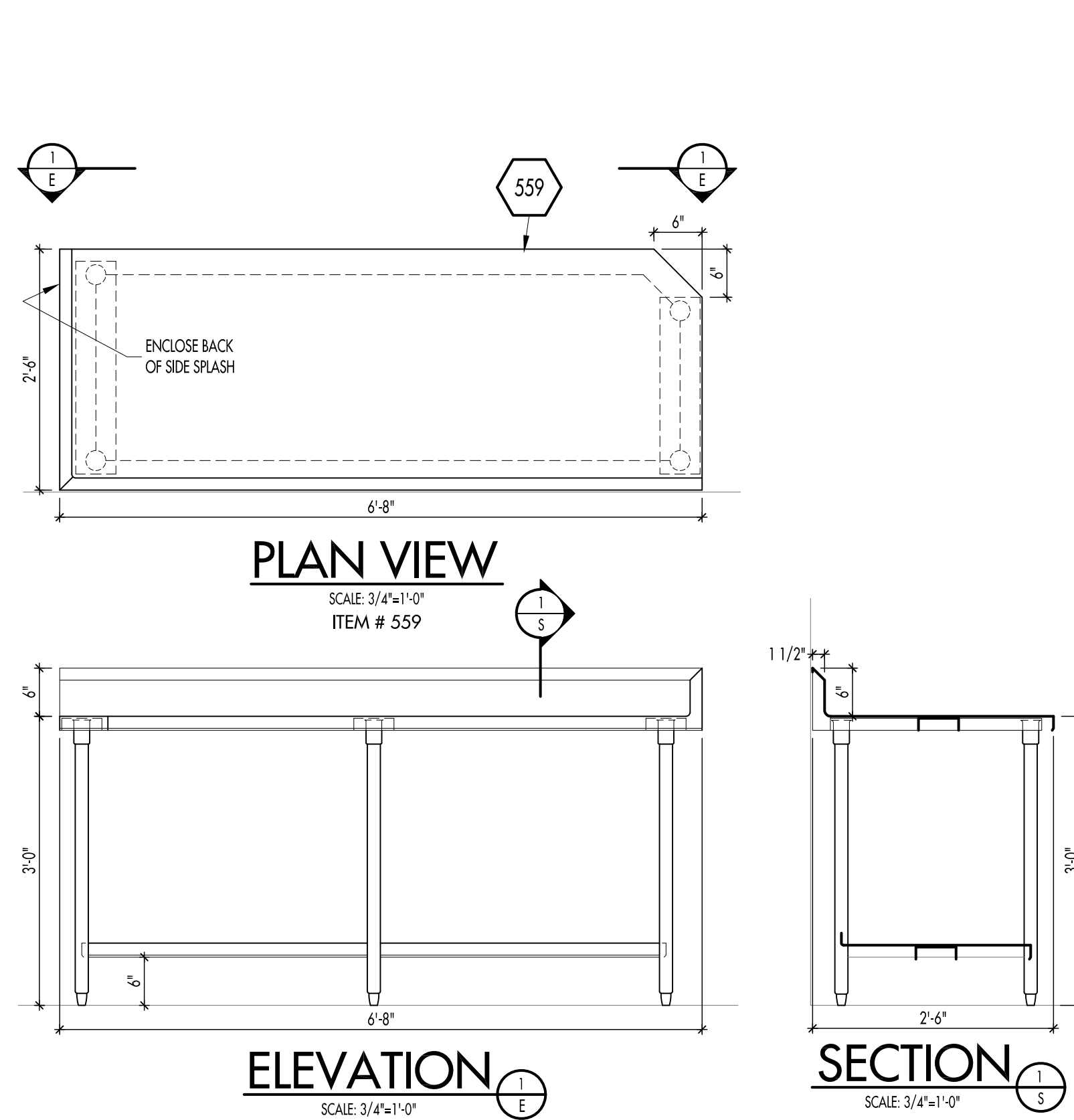
7502

DATE:	No.:	ISSUE:
02.19.10	1	PERMIT SET
04.02.10	2	GMP CONTRACT SET
11.11.10	-	CONTRACT SET

DATE:	No.:	REVISION:

SHEET TITLE:
**FOODSERVICE
FABRICATION
ELEVATIONS & SECTIONS**

FS-FAB4



NOTE:
FABRICATORS ARE RESPONSIBLE FOR OBTAINING THEIR OWN FIELD DIMENSIONS, LOCATIONS OF ANY REQUIRED FIELD JOINTS, AND FOR VERIFYING ALL CUTOUT AND OPENING DIMENSIONS SHOWN ON THESE DRAWINGS.

COPYRIGHT®
UNAUTHORIZED USE OF THE FOODSERVICE DESIGNS, DETAILS, AutoCAD BLOCKS, AND SPECIFICATIONS CONTAINED IN THESE DOCUMENTS IS STRICTLY PROHIBITED. NSD, INC. MAINTAINS OWNERSHIP OF SAME. THIS PROHIBITION EXTENDS FROM PRINTED MATERIAL TO ANY ELECTRONIC VERSION OF THE SAME. NO USE, OTHER THAN THAT FOR WHICH IT IS INTENDED, IS STRICTLY PROHIBITED WITHOUT WRITTEN PERMISSION FROM NEXT STEP DESIGN, INC. ALL RIGHTS RESERVED.

- CONSTRUCTION NOTES:**
- UNLESS OTHERWISE NOTED, METAL GAUGES SHALL BE AS FOLLOWS:
A. BASES, INCLUDING EXTERIOR AND INTERIOR WRAPS AND PANELS AND FACES OF DOORS, DRAWERS, AND ACCESS PANELS TO BE 18GA S/S
B. TOPS, SINK BOWLS, AND SPLASHES TO BE 14GA S/S
C. WALL AND TABLE MOUNTED SHELVES TO BE 16GA S/S. WALL SHELVES TO BE SUPPORTED USING 14GA S/S BRACKETS. TABLE MOUNTED SHELVES TO BE SUPPORTED USING 1 5/8" ROUND S/S TUBING AND 14GA S/S GUSSETS.
D. WALL CABINET WRAPS AND DOOR FACES TO BE 18GA S/S. INTERIOR SHELVES TO BE 16GA S/S.
E. INTERIOR REFRIGERATOR, FREEZER, & HEATED CABINET WRAPS TO BE 20GA S/S.
F. OPEN CABINET BASE & WORK TABLE UNDERSHELVES TO BE 16GA S/S.
 - UNLESS OTHERWISE NOTED, ALL EDGES SHALL BE AS FOLLOWS:
A. COUNTER TOPS: BULLNOSE EDGE - DETAIL 1
B. CABINET BASE OPEN SHELVES: FLAT EDGE - DETAIL 2
C. OPEN BASE OPEN SHELVES: FLAT EDGE - DETAIL 2
D. WALL SHELVES/PASS THRU SHELVES: LONG FLAT EDGE - DETAIL 6
 - LEGS TO BE 1 5/8" DIA. S/S W/S/S GUSSETS AND S/S ADJ. BULLET FEET.
 - CROSSBRACING TO 1 1/4" DIA. S/S TUBING.
 - ALL EXPOSED CHANNEL FRAMING TO BE 14GA S/S. USE 14GA GALV. OTHERWISE.
 - ALL CUTTING BOARDS TO BE 3/4" THICK AND MANUFACTURED BY RICHLITE.
 - PROVIDE SOUND DEADENING MATERIAL ON UNDERSIDE OF ALL TOPS.
 - PROVIDE (1) ORANGE FACE S.R. SINGLE RECEPTACLE FOR PRINTER AND (1) EMPTY J.B. FOR POS DATA CABLE. USE COMPONENT HARDWARE #858-1010. RUN (CONCEALED) CONDUIT W/ PULL STRING FROM EACH PRINTER DATA BOX TO SUB PANEL COMPARTMENT.
 - PROVIDE REFRIGERATOR/FREEZER DRAWERS AND DOORS WITH CAM LOCKS AND PROVIDE SINGLE KEY TO FIT ALL. SEE DETAILS 43 & 46.

FABRICATION DETAILS

SCALE AS NOTED