

GENERAL NOTES

- DESIGN CODES AND GENERAL CRITERIA:
 - 2006 INTERNATIONAL BUILDING CODE.
 - ACI 318-02 BUILDING CODE REQUIREMENTS FOR REINFORCED CONCRETE.
 - AISC SPECIFICATION FOR STRUCTURAL STEEL FOR BUILDINGS - ALLOWABLE STRESS DESIGN AND PLASTIC DESIGN, NINTH EDITION.
 - AISC CODE FOR STANDARD PRACTICE FOR STEEL BUILDINGS AND DREDGES.
 - AISI COLD FORMED STEEL DESIGN MANUAL, 1996 EDITION.
 - ASCE 7-20 MINIMUM DESIGN LOADS FOR BUILDINGS AND OTHER STRUCTURES.
- DESIGN LOADS:

LIVE LOADS	
FLOOR	125 PSF
RAMP	100 PSF
STAIRS	100 PSF
- STRUCTURAL SPECIFICATIONS HAVE BEEN ISSUED AS A PART OF THESE CONTRACT DOCUMENTS. THE CONTRACTOR SHALL COMPARE SPECIFICATIONS TO STRUCTURAL, ARCHITECTURAL, CIVIL, AND MEP DRAWINGS. DISCREPANCIES SHALL BE IMMEDIATELY BROUGHT TO THE ATTENTION OF THE ARCHITECT/ENGINEER.
- EXISTING CONDITIONS: EACH BIDDER SHALL VISIT THE JOB SITE AS REQUIRED TO DETERMINE AND/OR VERIFY EXISTING CONDITIONS. ANY EXCEPTIONS TO EXISTING CONDITIONS SHALL BE IMMEDIATELY BROUGHT TO THE ATTENTION OF THE ARCHITECT.
- SEE ARCHITECTURAL DRAWINGS FOR FLOOR ELEVATIONS, SLOPES AND LOCATIONS OF DEPRESSED FLOOR AREAS BEFORE STARTING WORK. THE ARCHITECT/ENGINEER SHALL BE NOTIFIED IMMEDIATELY OF ANY DISCREPANCIES.
- CONTRACTOR PROPOSED ALTERNATIVES TO THE REQUIREMENTS OF THE PLANS AND SPECIFICATIONS WILL BE CONSIDERED IF ANY RESULT IN A SUBSTANTIAL SAVINGS TO THE OWNER WITHOUT ADVERSELY IMPACTING THE INTEGRITY AND FUNCTION OF THE STRUCTURE. ANY REQUEST FOR SUBSTITUTIONS SHALL BE ACCOMPANIED BY WRITTEN DOCUMENTATION OF THE SAVINGS INCLUDING ALL BACKUP DATA AND ENGINEERING CALCULATIONS NECESSARY TO EVALUATE THE MERITS OF THE PROPOSED ALTERNATE. ADDITIONAL ENGINEERING AND ARCHITECTURAL REVIEW MAY ALSO IMPACT THE VIABILITY OF ANY PROPOSED ALTERNATE.
- BRACING AND SHORING:
 - ALL WALLS SHALL BE LATERALLY BRACED UNTIL THE RAMP AND STAIR SYSTEMS ARE IN PLACE AND COMPLETE.
 - ALL STRUCTURAL STEEL SHALL BE PROPERLY GUYED AND BRACED UNTIL ROOF AND LATERAL LOAD RESISTING FRAMING SYSTEMS ARE IN PLACE AND COMPLETE.
- ALL CONTRACTOR DESIGNED ELEMENTS SHALL BE DESIGNED BY STRUCTURAL ENGINEERS LICENSED IN THE STATE OF THE PROJECT. CONTRACTOR SHALL SUBMIT CERTIFICATION THAT ELEMENTS WERE DESIGNED FOR LOADS SPECIFIED ON DRAWINGS OR IN THE BUILDING CODE.
- SHOP DRAWINGS: CONTRACTOR SHALL SUBMIT ONE SET OF REPRODUCIBLE AND ONE SET OF BLUELINE PRINTS FOR ALL SHOP DRAWINGS AS REQUIRED BY THE ARCHITECT AND THE OWNER SUBMITTED FOR THE ARCHITECT/ENGINEER REVIEW. REPRODUCTIONS OF CONTRACT DRAWINGS SHALL NOT BE USED AS SHOP DRAWINGS. ELECTRONIC FILES ARE NOT AVAILABLE FOR USE BY SUBCONTRACTORS.

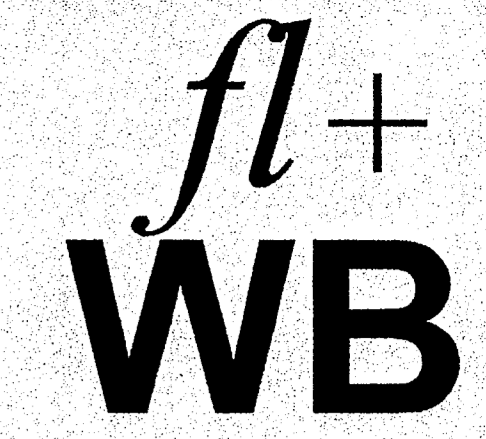
CONCRETE NOTES

- ALL STRUCTURAL CONCRETE SHALL BE CLASSIFIED AS NORMAL WEIGHT CONCRETE WITH A UNIT WEIGHT OF 145 LBS/C.U. F.T. CONCRETE MEMBERS SHALL NOT BE LOADED UNTIL THE SPECIFIED CONCRETE STRENGTH HAS BEEN ACHIEVED. AT THE CONTRACTOR'S OPTION, HIGHER STRENGTH CONCRETE MAY BE SUPPLIED TO ACCELERATE SCHEDULE.
- MINIMUM CONCRETE 28 DAY COMPRESSIVE STRENGTH AND SLUMP:

	STRENGTH:	SLUMP:
		MIN./MAX.
SLAB ON FOAM	4,000 psi	2in./4in.
WALLS	4,000 psi	3in./4in.

 CONCRETE MIX DESIGN FROM THE CONCRETE SUPPLIER AND TEST RESULTS FROM THE TESTING LAB SHALL BE SUBMITTED TO THE ARCHITECT/ENGINEER FOR EVALUATION AND APPROVAL.
- ALL PUMPED CONCRETE SHALL HAVE SUPERELASTICIZER (HIGH RANGE WATER REDUCER) ADDED TO 2" TO 3" MAXIMUM SLUMP CONCRETE WITH A MAXIMUM 8" SLUMP AFTER ADDITION.
- FLY ASH AND/OR BLAST FURNACE SLAG CEMENT SHALL NOT BE USED IN ANY CONCRETE.
- ALL CAST-IN-PLACE CONCRETE WORK SHALL BE IN ACCORDANCE WITH ACI 301, LATEST EDITION.
- ALL DETAILING, FABRICATION AND INSTALLATION OF STEEL REINFORCEMENT SHALL BE IN ACCORDANCE WITH ACI 315 AND ACI 318 (LATEST EDITION).
- CONCRETE REINFORCING: REINFORCING STEEL SHALL BE DEFORMED BARS CONFORMING TO ASTM A615, GRADE 60 BARS.
- MINIMUM COVERAGE ON REINFORCING STEEL:

CONCRETE CAST AGAINST FORMS	3" CLEAR
CONCRETE CAST AGAINST FOAM	1 1/2" CLEAR
- SLABS: SLABS SHALL BE OF THE THICKNESS AND WITH REINFORCEMENT AS SHOWN ON DRAWINGS. APPLY CURING COMPOUND IN ACCORDANCE WITH SPECIFICATIONS AND MANUFACTURER'S RECOMMENDATIONS. SLAB REINFORCING SHALL BE CENTERED IN THE SLAB. CARE SHALL BE TAKEN TO MAINTAIN SLAB REINFORCEMENT POSITION DURING PLACING OPERATION.
- UNLESS NOTED OTHERWISE, PROVIDE 90 DEGREE CORNERS AT ALL EXPOSED EDGES AND CORNERS.
- PROVIDE CONSTRUCTION JOINTS ARE REQUIRED. COORDINATE JOINT LOCATIONS WITH ARCHITECT/ENGINEER.



**fauntleroy latham
weldon barré
architects**

*a professional corporation in
continuous practice since 1981*

*architecture
planning
interiors
sustainable design
consulting*

229 ST. JOHN LANE
COVINGTON, LA 70433
985-893-4100

RENOVATIONS TO AUXILIARY
GYMNASIUM & MULTI-PURPOSE
BUILDING 2


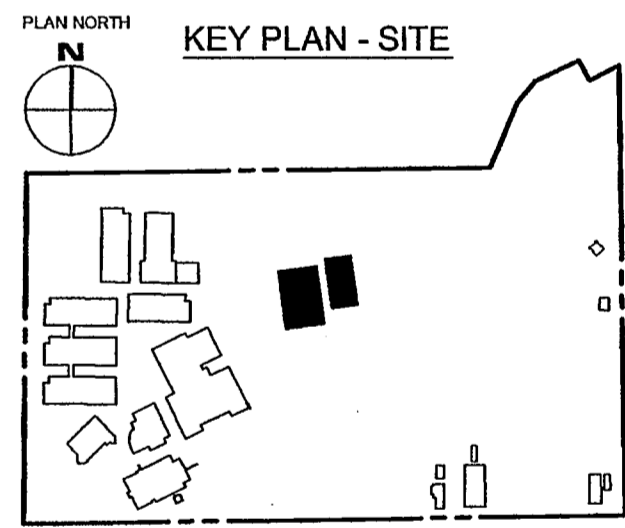
**SALMEN HIGH
SCHOOL**

300 SPARTAN DRIVE
SLIDELL, LOUISIANA
ST. TAMMANY PARISH

STPSB PROJECT No. 1011

**ST. TAMMANY PARISH
SCHOOL BOARD**

321 NORTH THEARD STREET
COVINGTON, LA 70434



THESE DRAWINGS ARE THE SOLE PROPERTY OF FAUNTLEROY LATHAM WELDON BARRÉ ARCHITECTS, APC, AND ARE ISSUED AS INSTRUMENTS OF SERVICE. THESE DRAWINGS SHALL NOT BE COPIED, REPRODUCED OR USED IN ANY MANNER WITHOUT WRITTEN CONSENT OF FAUNTLEROY LATHAM WELDON BARRÉ ARCHITECTS, APC.

Issue	Date	Remark

FOUNDATION NOTES

Job No	206011.09	Sheet No	
Drawn by	MMM	S1.1	
Checked by	SMG		
Date	16.SEP.10		

COPYRIGHT 2010, FAUNTLEROY LATHAM WELDON BARRÉ ARCHITECTS, APC



N:\2010\104\1046 - Salmen HS - Gym and MP2\Drawings\1) Plans\Structural\1046-MS-NOTES.dwg, ADI, S1, 9/16/2010 8:26:37 AM, tmm