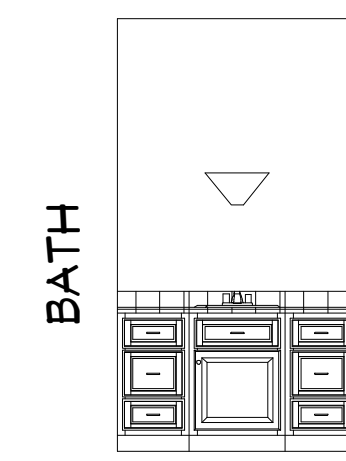
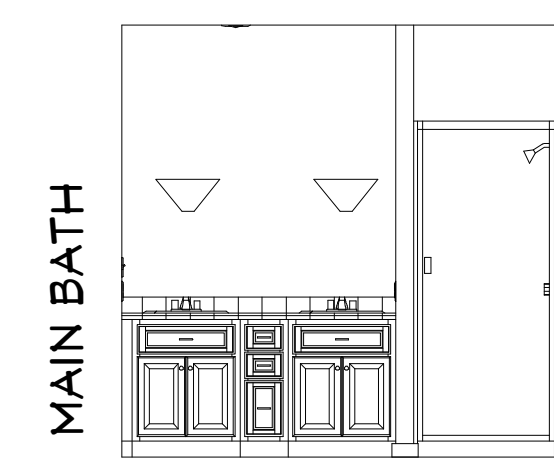
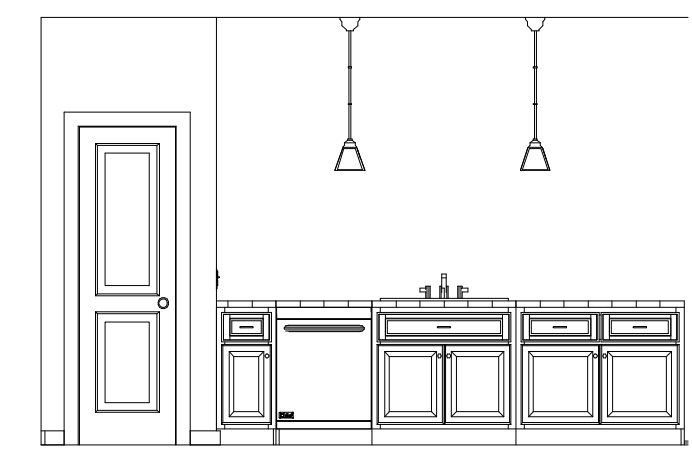
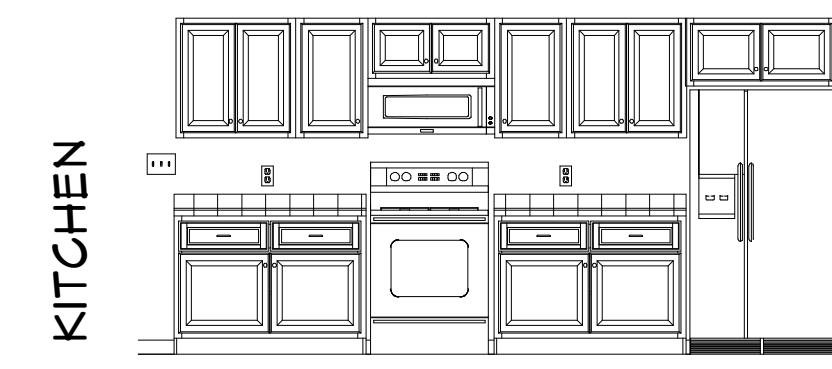
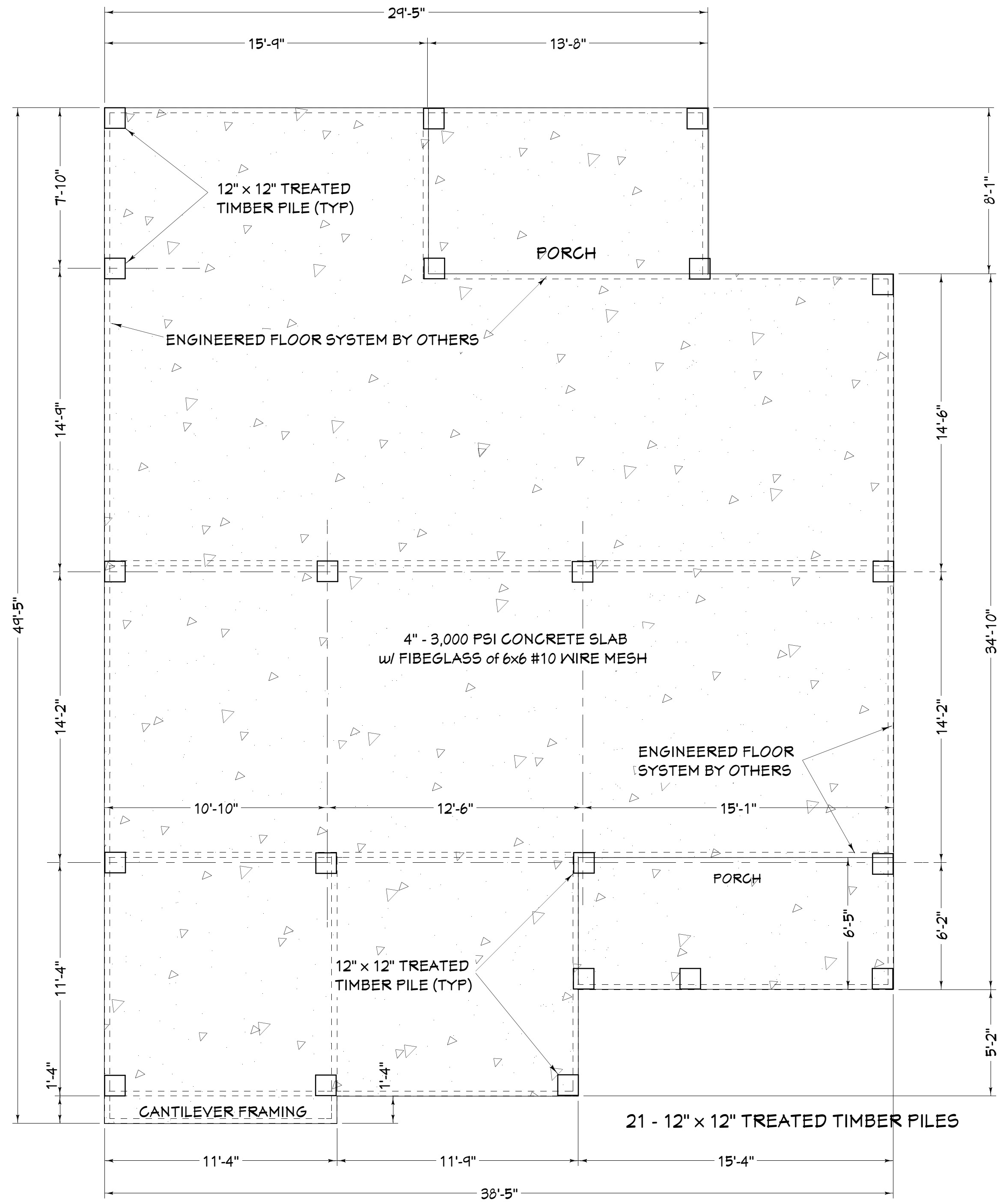


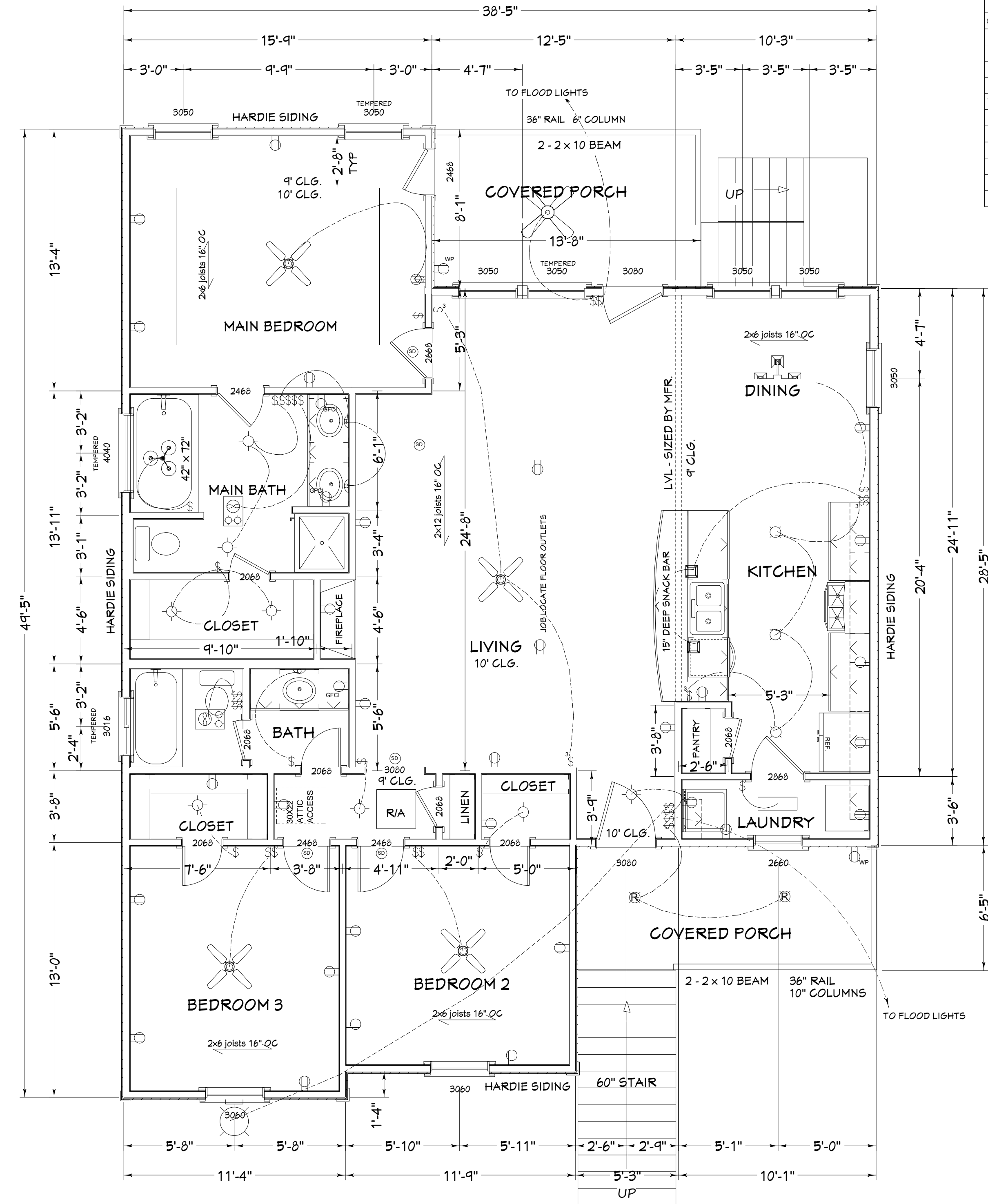
- TREATED TIMBER PILE NOTES**
1. Treated timber piles shall conform to A.S.T.M. Specifications D-25. Piling shall be treated in accordance to Federal Specs TT-VI-5711. Preservative retention shall be 0.8 lbs./cu ft.
 2. Drive piles with a Pile Master 24-900 or equal providing: Ram weight of 900 lbs; Hammer weight of 2500 lbs; Energy rating minimum 450 ft. lbs, max 1800 ft. lbs. blows per minimum 15-12.
 3. Discontinue driving at refusal (>25 blows per foot) Minimum pile bearing capacity 15 kips; 8' minimum embedment. Pile driven to verify pile capacity and blow counts during pile driving operations.
 4. Drive piling to within 12" of the final elevation or refusal. Cut off but at required elevation. Seal butts with three coats copper naphthenate.



ELECTRICAL - DATA - AUDIO LEGEND	
SYMBOL	DESCRIPTION
	Ceiling Fan
	Ventilation Fans: Ceiling Mounted, Wall Mounted
	Ceiling Mounted Light Fixtures: Surface/Pendant, Recessed, Track Lamp, Low Voltage
	Wall Mounted Light Fixtures: Flush Mounted, Wall Sconce
	Chandelier Light Fixture
	Fluorescent Light Fixture
	240V Receptacle
	110V Receptacles: Duplex, Weather Proof, GFCI
	Switches: Single Pole, Weather Proof, 3-Way, 4-Way
	Switches: Dimmer, Toner
	Audio Video Control Panel, Switch
	Speakers: Ceiling Mounted, Wall Mounted
	Wall Jacks: CAT5, CAT6, TV, Tri-Cable
	Telephone Jack
	Thermostat
	Door Chime, Door Bell Button
	Smoke Detector: Ceiling Mounted, Wall Mounted
	Electrical Breaker Panel



PILE PLAN



FLOOR PLAN

-DESIGN ASSOCIATES-
ROBERT SOLLBERGER, ARCHITECT
 985.643.4364
CHRISTAL DRESEL KILGORE, DESIGNER
 985.643.0577

DESIGN CRITERIA:
 INTERNATIONAL RESIDENTIAL
 CODE 2015 FOR ONE AND TWO
 FAMILY DWELLINGS, WIND
 SPEED 130 MPH, EXPOSURE B

Living Area 1500 sq. ft.
 Porches 222 sq. ft.
 Total Under Beam 1722 sq. ft.

PLANS FOR
R & R COASTAL DELIVERY, INC
 410 ROBERTS STREET
 WAVELAND, MS

REVISIONS

SCALE: 1/4" = 1'-0"
 DATE: 10-10-2022
 JOB NO:

**CABINETS,
 FOUNDATION &
 FLOOR PLANS**

SHEET NO.