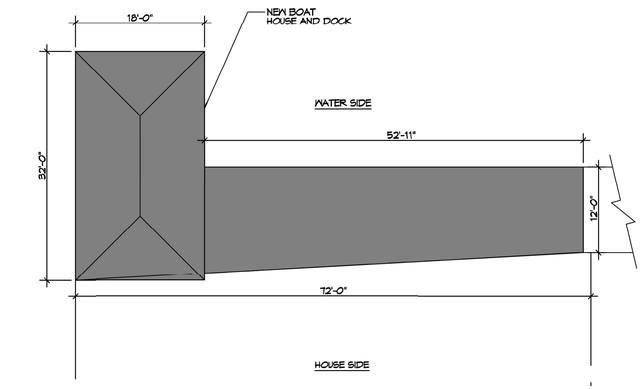

N

1 SITE PLAN
SCALE: 1"=10'-0"

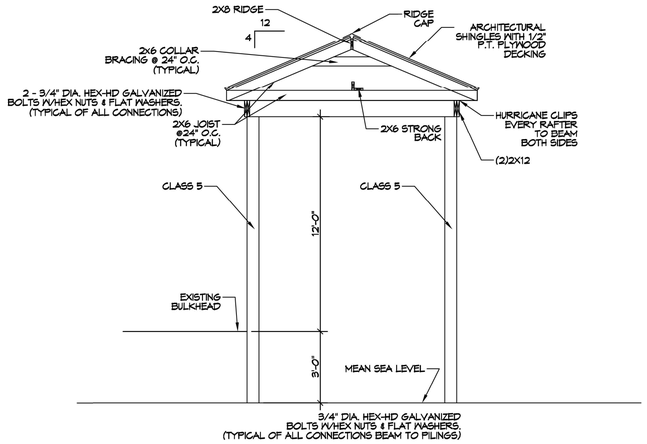

TYP BOAT HOUSE SECTION
SCALE: 1/4" = 1'-0"

GENERAL NOTES

1. PILES ARE TO BE CLASS 5 PRESSURE TREATED 20 FT., 30 FT. AND 40FT. IN LENGTH WITH A 6 INCH TIP AND 8 INCH BUTT
2. ALL PILES SHALL BE DRIVEN TO REFUSAL.
3. ALL LUMBER SHALL BE PRESSURE TREATED WITH A RETENTION OF .4 PER C.F.
4. ALL FASTENERS SHALL BE HOT DIPPED GALVANIZED (HDG) PER ASTM A153.
5. WRAP ALL PILINGS.

WIND SPEED

THE CONSTRUCTION FOR SAID BOAT HOUSE, WIND SPEED IS 130 MPH. THIS DESIGN IS IN ACCORDANCE WITH: AMERICAN WOOD COUNCIL, WOOD FRAME CONSTRUCTION MANUAL FOR ONE AND TWO FAMILY DWELLINGS (WFCM) 2015 EDITION AS WELL AS THE INTERNATIONAL RESIDENTIAL CODE (IRC) 2015 EDITION.

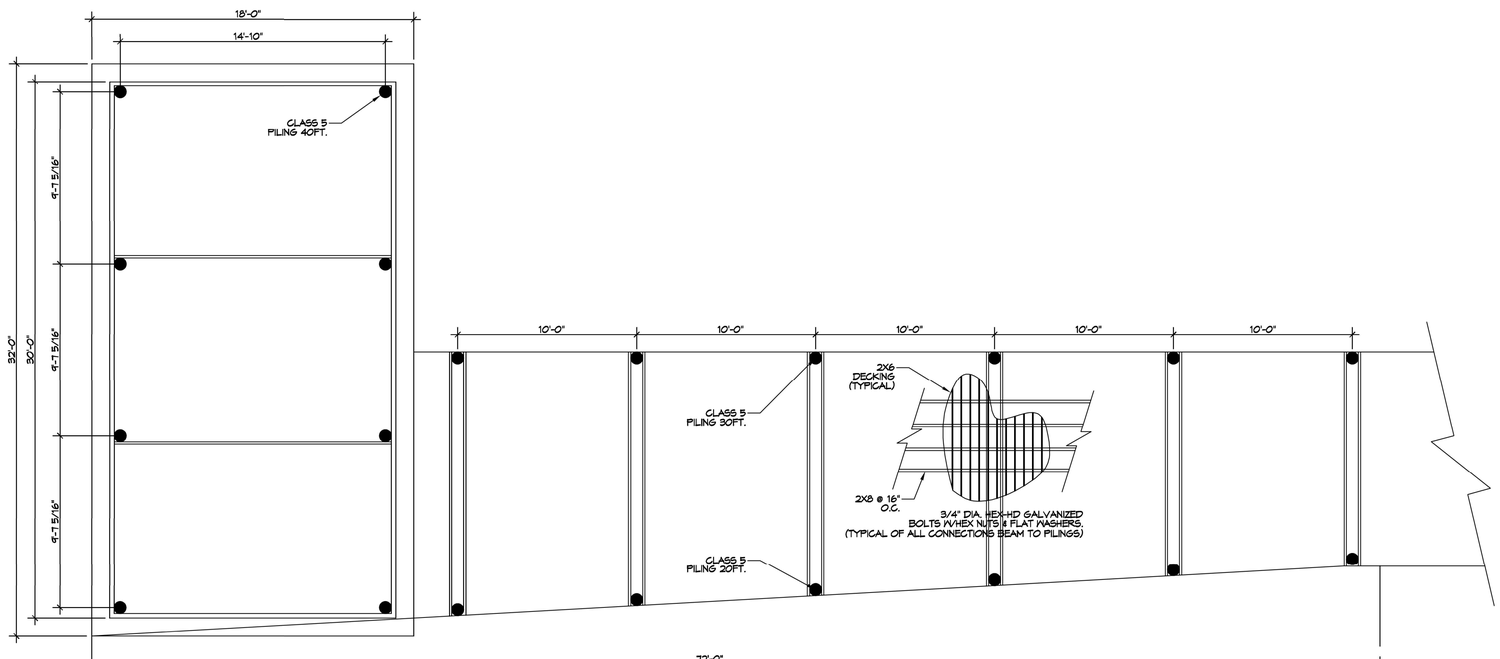

PILING / FRAMING PLAN
SCALE: 1/4" = 1'-0"

DAMMON ENGINEERING, INC.
554 Old Spanish Trail
Slidell, LA 70458
PH: 985.649.5832
www.dammonengineering.com
info@dammonengineering.com
Fax: 985.641.5950

#	DESCRIPTION	DATE

REVISIONS

SEAL:

STATE OF LOUISIANA
BRIAN A. MISTICH
License No. 30187
PROFESSIONAL ENGINEER

NEW BOAT HOUSE FOR:

RAY & KRISTIE STRICKLAND

1521 REGATTA COVE
SLIDELL, LA. 70458

JOB No: 2221 | DATE: 10-21-2021
DRAWN BY: CKD | CHECKED BY: BAM

THIS DRAWING AND SPECIFICATIONS, PLANS AND ALL DESIGNS CONTAINED THEREIN ARE THE PROPERTY OF DAMMON ENGINEERING, INC. AND SHALL NOT BE REPRODUCED IN WHOLE OR IN PART WITHOUT PERMISSION OF DAMMON ENGINEERING, INC. ANY REPRODUCTION WITHOUT PERMISSION IS PROHIBITED. THIS DRAWING IS TO BE RETURNED UPON REQUEST.

SHEET TITLE:
BOAT HOUSE AND DOCK SITE PLAN

DRAWING NUMBER:

C101

SHEET No: 1 of 1

FILE NAME: J:\- Foundations w Structural Grids\Ray Kristie Strickland\C101 — dwg, Elev.dwg, ELEV.DWG & TMB — Wednesday, October 27, 2021 2:20:18 AM