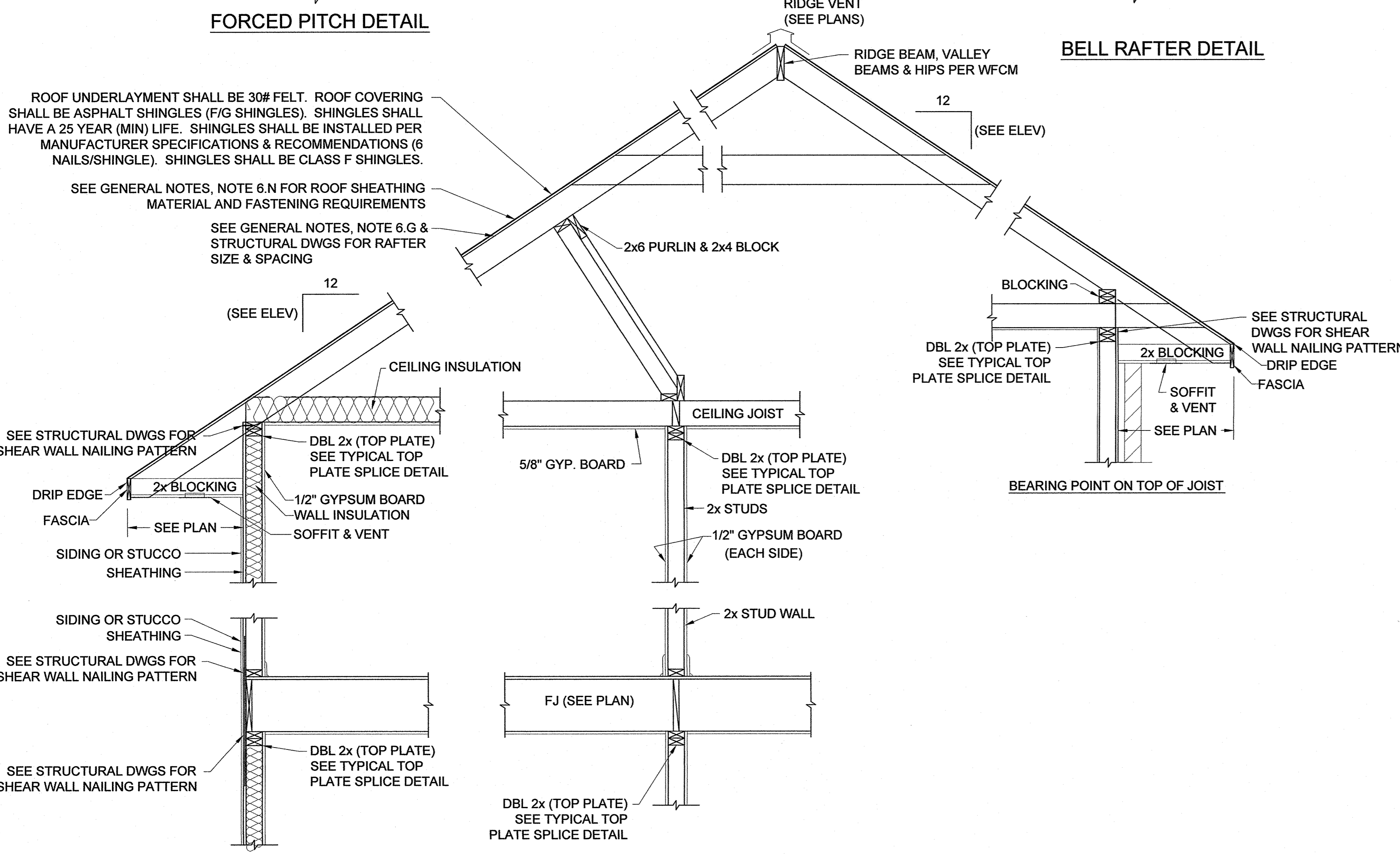



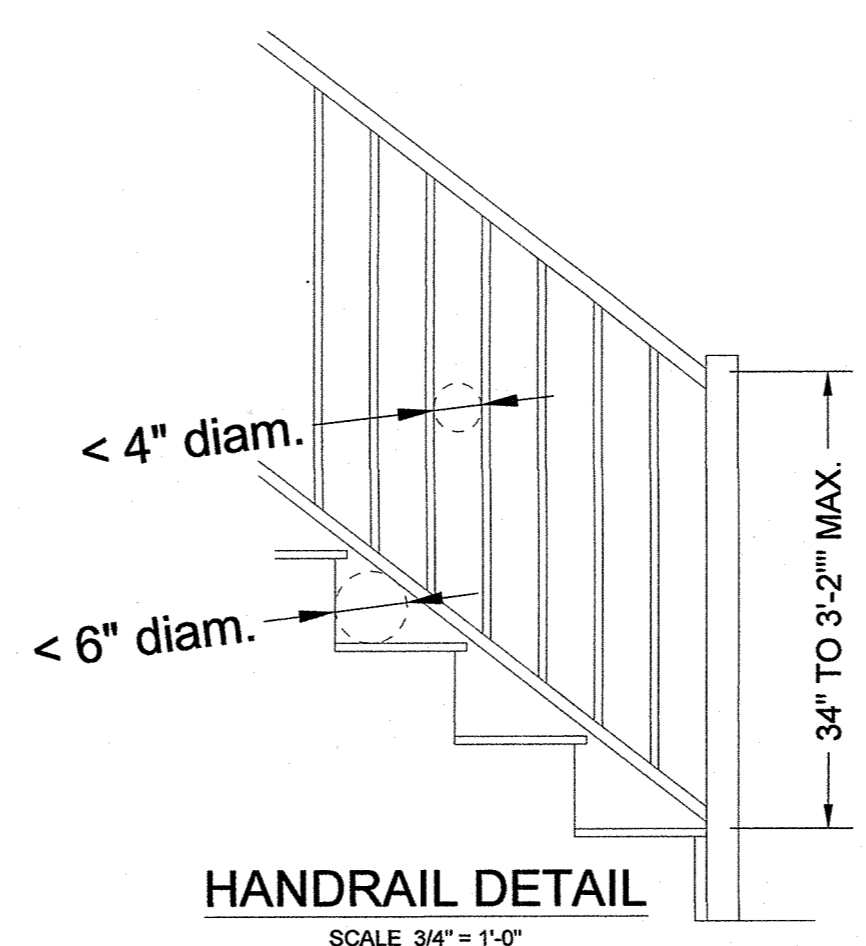
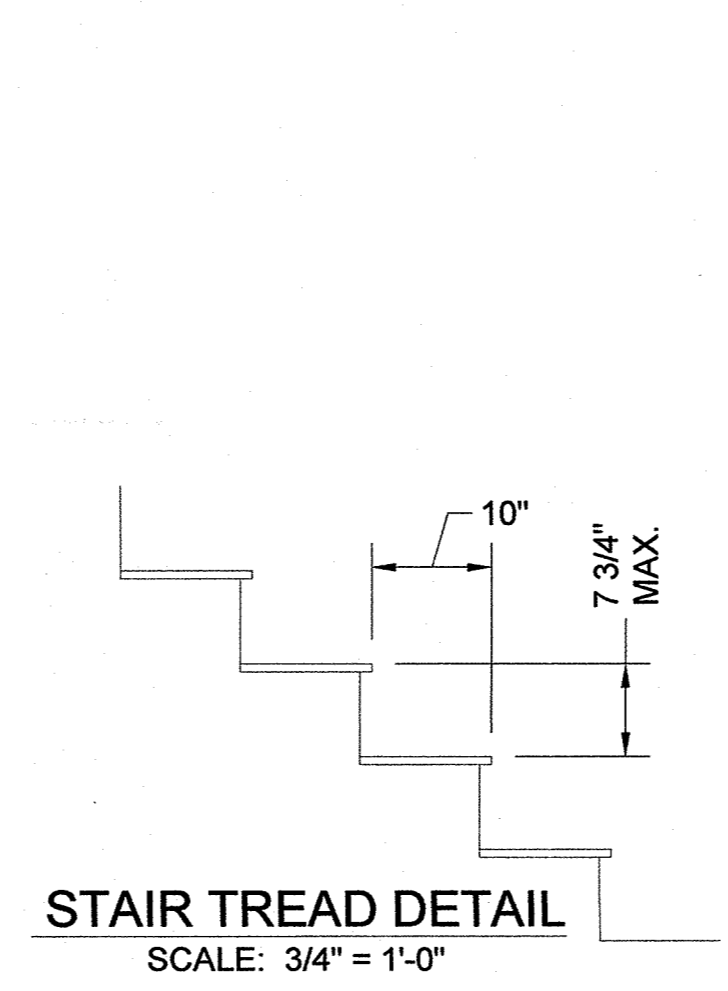
REV.	REVISION DESCRIPTION	DATE
0	ISSUED FOR CONSTRUCTION	



GENERAL NOTES (FINISHES, MECHANICAL & ELECTRICAL)
SEE DRAWING S1 FOR STRUCTURAL NOTES

- DIVISION 7. THERMAL & MOISTURE PROTECTION**
A. ALL THERMAL/MOISTURE PROTECTION WORK/MATERIALS SHALL CONFORM TO LOCAL, STATE AND FEDERAL CODES.
B. CONTRACTOR SHALL PROVIDE THE FOLLOWING MINIMUM INSULATION (AS APPLICABLE)
1. CEILINGS: STANDARD FLAT & VAULTED: R-30
2. WALLS: R-13 (2x4 WALL), R19 (2x6 WALL)
3. SUB-FLOORS (PIER & RAISED STRUCTURES): R-13
C. ROOFING MATERIAL SHALL BE PER OWNER/BUILDER AGREEMENT & AND SHALL MEET WIND SPEED CRITERIA SHOWN ON THIS DWG. INSTALL ROOFING PER MANUFACTURER'S SPECIFICATIONS AND RECOMMENDATIONS.
D. SIDING MATERIAL SHALL BE PER OWNER/BUILDER AGREEMENT & AND SHALL MEET WIND SPEED CRITERIA SHOWN ON THIS DWG. INSTALL SIDING PER MANUFACTURER'S SPECIFICATIONS AND RECOMMENDATIONS.
- DIVISION 8. DOORS & WINDOWS - PER OWNER/BUILDER AGREEMENT & ATTACHED DRAWINGS**
A. MAXIMUM U-FACTOR AND SOLAR HEAT GAIN COEFFICIENTS SHALL BE IN ACCORDANCE WITH THE BUILDING CODE (MAX. U = 0.75, SHGC = 0.49).
B. WHERE REQUIRED BY THE BUILDING CODE, PROVIDE PROTECTION FOR WINDOWS & DOORS FOR PER THE WIND BORNE DEBRIS REGION REQUIREMENTS.
C. CONTRACTOR MAY PROVIDE BRACING SYSTEM FOR GARAGE DOORS IN ORDER TO MEET REQUIRED PRESSURE RATING & WIND BORNE DEBRIS PROTECTION. BRACING SHALL BE INSTALLED PER MANUFACTURER'S SPECIFICATIONS AND RECOMMENDATIONS.
- DIVISION 9. FINISHES - PER OWNER/BUILDER AGREEMENT & ATTACHED DRAWINGS**
- DIVISION 10. SPECIALTIES - SPECIALTIES SHALL MEET ALL BUILDING CODE REQUIREMENTS**
A. ANY FIREPLACES SHALL BE PER CODE AND OWNER/BUILDER AGREEMENT.
B. ANY SHUTTERS SHALL BE PER OWNER/BUILDER AGREEMENT.
C. ANY STORAGE SHELVING SHALL BE PER OWNER/BUILDER AGREEMENT.
D. ANY TOILET, BATH & LAUNDRY ACCESSORIES SHALL BE PER OWNER/BUILDER AGREEMENT.
E. ANY CABINETS & COUNTERTOPS SHALL BE PER OWNER/BUILDER AGREEMENT.
- DIVISION 11. EQUIPMENT - ALL APPLIANCES SHALL BE PER OWNER/BUILDER AGREEMENT.**
DIVISION 12. FURNISHINGS - ANY FURNISHINGS SHALL BE PER OWNER/BUILDER AGREEMENT.
DIVISION 13. SPECIAL CONSTRUCTION - TUBS & POOLS - IF APPLICABLE SHALL BE PER OWNER/BUILDER AGREEMENT.
DIVISION 14. SPECIAL CONSTRUCTION - ELEVATORS - IF APPLICABLE SHALL BE PER OWNER/BUILDER AGREEMENT.
- DIVISION 15. MECHANICAL: HVAC & PLUMBING**
A. ALL HVAC WORK/MATERIALS SHALL CONFORM TO LOCAL, STATE AND FEDERAL CODES.
B. HVAC SYSTEM SHALL BE CONSTRUCTED IN ACCORDANCE WITH SECTION 101.7.2 OF THE LIFE SAFETY CODE.
C. OWNER SHALL RETAIN A LICENSED MECHANICAL CONTRACTOR TO VERIFY HVAC SYSTEM SHOWN WILL WORK SATISFACTORILY.
D. RS AND RL LINES FROM OUTDOOR CONDENSER UNIT, RISE WITHIN WALL TO ATTIC SPACE, CONTINUE TO RESPECTIVE INDOOR AIR HANDLING UNIT.
E. PROVIDE SUPPORT FOR CONDENSING UNITS IN ACCORDANCE WITH MANUFACTURER'S SPECIFICATIONS AND RECOMMENDATIONS.
F. EXTEND FRESH AIR INTAKE DUCT TO METAL SADDLE VENT AND PERMANENTLY ATTACH AS REQUIRED TO PROVIDE FOR AIR INTAKE.
G. 5' MIN. TOTAL LENGTH (MEASURED ALONG CENTER OF DUCT). ACOUSTICALLY LINE R.A. DUCT (WITH 90 DEGREE ELBOW) BETWEEN UNIT INLET AND PLENUM ABOVE THE R/A GRILL.
H. PROVIDE 125 DEGREE FIRESTAT, LOCATE IN RETURN AIR PLENUM (EXCEPT WHEN NOT REQUIRED BY CODE).
I. PROVIDE RAISED PLATFORM FOR AHU.
J. PROVIDE MANUAL VOLUME DAMPERS AT ALL SUPPLY AIR GRILLES.
K. PROVIDE SPIN-TAP WITH DAMPER AT ALL SUPPLY AIR DUCT CONNECTIONS TO PLENUM.
L. ALL PLUMBING WORK/MATERIALS SHALL CONFORM TO LOCAL, STATE AND FEDERAL CODES.
- DIVISION 16. ELECTRICAL**
A. ALL ELECTRICAL WORK/MATERIALS SHALL CONFORM TO LOCAL, STATE AND FEDERAL CODES.
B. OWNER AND BUILDER SHALL COORDINATE LOCATIONS OF APPLIANCES, SWITCHES, OUTLETS, THERMOSTATS, CIRCUIT BREAKER BOX, ETC.
C. SMOKE ALARMS & CARBON MONOXIDE ALARMS SHALL BE PROVIDED AS REQUIRED BY THE BUILDING CODE.

THE CONTRACTOR AND ANY OTHER PARTY THAT MAKES USE OF THESE DRAWINGS & SPECIFICATIONS SHALL INDEMNIFY AND HOLD HARMLESS, CYPRESS ENGINEERING, LLC, ITS OWNERS AND ITS PROFESSIONALS OF RECORD COLLECTIVELY KNOWN AS THE ENGINEER, AGAINST ALL DAMAGES, LIABILITIES OR COSTS INCLUDING REASONABLE ATTORNEY'S FEES AND DISBURSE COSTS, ARISING OUT OF OR IN ANY WAY CONNECTED WITH THE PROJECT, EXCEPTING ONLY THOSE DAMAGES, LIABILITIES OR COSTS ATTRIBUTABLE TO THE NEGLECT OR FAILURE TO THE INDICATED FAILURE TO THE ENGINEER.



ARCHITECTURAL DETAILS		
CATHEY RESIDENCE LOT 17, PONTLAKE ESTATES S/D SLIDELL, LA ST. TAMMANY PARISH		
Cypress Engineering		
FDN AREA 2323	AREA U. B. 3481	PROJECT No. 15-0295FE
DRAWN BY CE	CHECKED BY DAP	DRAWING
© Copyright, an unpublished work by Cypress Engineering, LLC. ALL RIGHTS RESERVED Phone: (985) 871-7095 Fax: (985) 824-4749		A0

REVIEW AND SEAL OF PLANS BY THE ENGINEER IS FOR THE INTENT OF OBTAINING BUILDING PERMIT. ALL CONSTRUCTION SHALL MEET THE REQUIREMENTS OF THE BUILDING CODE