

## GENERAL NOTES

1. ALL PRODUCTS LISTED BY AN EVALUATION SERVICE REPORT (ESR) SHALL BE INSTALLED PER THE REPORT AND THE MANUFACTURES WRITTEN INSTRUCTIONS. PRODUCT SUBSTITUTIONS SHALL ALSO BE LISTED BY AN ESR.
2. SEPARATE PERMITS REQUIRED: POOLS, SPAS, FENCES, SITE WALLS, RETAINING WALLS, AND GAS STORAGE TANKS.
3. FOUNDATION & FOOTING DEPTH SHALL BE A MINIMUM OF 18 INCHES BELOW GRADE (OR PER PROPERTY SOIL REPORT), PROVIDE A MINIMUM OF 3 INCH CLEARANCE BETWEEN REBAR AND SOIL. (R403.1)
4. DOORS BETWEEN THE GARAGE AND RESIDENCE SHALL BE SELF-CLOSING MINIMUM 1 3/8" THICK SOLID CORE OR 20 MINUTE FIRE RATED.
5. EXTERIOR WALL PENETRATIONS BY PIPES, DUCTS OR CONDUITS SHALL BE SEALED.
6. WOOD SILL PLATES SHALL BE PRESSURE TREATED OR DECAY RESISTANT. EXTERIOR SILL PLATES SHALL BEAR A MINIMUM OF 6 INCHES ABOVE FINISH GRADE.
7. GYPSUM BOARD APPLIED TO A CEILING SHALL BE 1/2" WHEN FRAMING MEMBERS ARE 16" O.C. OR 5/8" WHEN FRAMING MEMBERS ARE 24" O.C. OR USE LABELED 1/2" SAG-RESISTANT GYPSUM CEILING BOARD.
8. SHOWERS AND TUB-SHOWER COMBINATIONS SHALL BE PROVIDED WITH INDIVIDUAL CONTROL VALVES OF THE PRESSURE BALANCE OR THERMOSTATIC MIXING VALVE TYPE.
9. SHOWER AREA WALLS SHALL BE FINISHED WITH A SMOOTH, HARD NON-ABSORBENT SURFACE, SUCH AS CERAMIC TILE, TO A HEIGHT OF NOT LESS THAN 72 INCHES ABOVE THE DRAIN INLET. CEMENT, FIBER-CEMENT OR GLASS MAT GYPSUM BACKERS INSTALLED IN ACCORDANCE WITH MANUFACTURERS' RECOMMENDATIONS SHALL BE USED AS BACKERS FOR WALL TILE IN TUB AND SHOWER AREAS AND WALL PANELS IN SHOWER AREAS.
10. PLUMBING FIXTURES SHALL COMPLY WITH THE FOLLOWING CONSERVATION REQUIREMENTS: WATER CLOSETS-TANK TYPE 1.28 GAL. /FLUSH. SHOWER HEADS- 2.0 GPM. SINKS- 2.2 GPM. LAVATORY-1.5 GPM (TABLE P2903.2 AMENDED)
11. STORAGE-TANK TYPE WATER HEATERS SHALL BE INSTALLED WITH A DRAIN PAN AND DRAIN LINE.
12. A DEMAND-CONTROLLED HOT WATER CIRCULATION SYSTEM SHALL BE PROVIDED IN ACCORDANCE WITH AMENDED SECTIONS N1103.5.1.1 AND N1103.5.1.2.
13. PROVIDE ROOF/ATTIC VENTILATION UNLESS INSULATION IS APPLIED DIRECTLY TO UNDERSIDE OF ROOF SHEATHING OR THE DIMENSION IS 24 INCHES OR LESS BETWEEN THE CEILING AND BOTTOM OF ROOF SHEATHING.
14. THE BUILDING THERMAL ENVELOPE SHALL COMPLY WITH CLIMATE ZONE 2. ENERGY COMPLIANCE SHALL BE DEMONSTRATED BY UA TRADE-OFF (RESCHECK)
15. PROVIDE MINIMUM R-3 INSULATION ON HOT WATER PIPES. (N1103.5.3)
16. SUPPLY AND RETURN DUCTS IN ATTICS SHALL BE INSULATED TO A MINIMUM R-8. DUCTS IN OTHER PORTIONS OF THE BUILDING SHALL BE INSULATED TO MINIMUM R-6. DUCTS AND AIR HANDLERS LOCATED COMPLETELY INSIDE THE BUILDING THERMAL ENVELOPE ARE EXEMPT. (N1103.3.1).
17. REGISTERS, DIFFUSERS AND GRILLES SHALL BE MECHANICALLY FASTENED TO RIGID SUPPORTS OR STRUCTURAL MEMBERS ON AT LEAST TWO OPPOSITE SIDES.
18. EXHAUST AIR FROM BATHROOMS, KITCHENS AND TOILET ROOMS SHALL BE EXHAUSTED DIRECTLY TO THE OUTDOORS, NOT RECIRCULATED OR DISCHARGED INDOORS.
19. EXHAUST FANS IN BATHROOMS WITH A SHOWER OR TUB SHALL BE PROVIDED WITH A DELAY TIMER OR HUMIDITY/CONDENSATION CONTROL SENSOR. EXHAUST FANS SHALL BE SWITCHED SEPARATELY FROM LIGHTING SYSTEMS.
20. PROVIDE A WALL MOUNTED GFCI PROTECTED RECEPTACLE OUTLET WITHIN 36" OF A BATHROOM OR POWDER ROOM LAVATORY. (E3901.6)
21. RECEPTACLES SERVING KITCHEN COUNTERTOPS INSTALLED IN BATHROOMS, GARAGES, UNFINISHED ACCESSORY BUILDINGS, OUTDOORS AND LOCATED WITHIN 6 FEET OF SINKS SHALL HAVE GFCI PROTECTION FOR PERSONNEL. (E3902)
22. ALL BRANCH CIRCUITS THAT SUPPLY 15- AND 20-AMPERE OUTLETS INSTALLED IN KITCHENS, FAMILY ROOMS, DINING ROOMS, LIVING ROOMS, PARLORS, LIBRARIES, DENS, BEDROOMS, SUNROOMS, RECREATIONS ROOMS, CLOSETS, HALLWAYS, LAUNDRY AREAS AND SIMILAR ROOMS OR AREAS SHALL BE PROTECTED BY A COMBINATION TYPE ARC-FAULT CIRCUIT INTERRUPTER (AFCI) INSTALLED TO PROVIDE PROTECTION OF THE BRANCH CIRCUIT. (E3902.12)
23. GENERAL PURPOSE 15- AND 20-AMPERE RECEPTACLES SHALL BE LISTED TAMPER-RESISTANT. (E4002.14)
24. PROVIDE SMOKE ALARMS IN NEW AND EXISTING AREAS OF HOME. (R314)
25. APPROVED CARBON MONOXIDE ALARMS SHALL BE INSTALLED OUTSIDE OF EACH SEPARATE SLEEPING AREA IN THE IMMEDIATE VICINITY OF THE BEDROOMS IN DWELLING UNITS WITHIN WHICH FUEL-FIRED APPLIANCES ARE INSTALLED AND IN DWELLING UNITS THAT HAVE ATTACHED GARAGES. (R315)
26. A MINIMUM OF 90 PERCENT OF THE PERMANENTLY INSTALLED LIGHTING FIXTURES SHALL CONTAIN ONLY HIGH-EFFICACY LAMPS.
27. RECESSED LUMINAIRES INSTALLED IN THE BUILDING THERMAL ENVELOPE SHALL BE IC-RATED AND LABELED AS HAVING AN AIR LEAKAGE RATE NOT MORE THAN 2.0 CFM. ALL RECESSED LUMINAIRES SHALL BE SEALED WITH A GASKET OR CAULK BETWEEN THE HOUSING AND THE INTERIOR WALL OR CEILING COVERING. (N1102.4.5)
28. PROVIDE ILLUMINATION WITH WALL SWITCHES FOR STAIRWAYS WHEN THERE ARE 6 OR MORE RISERS. (R303.7)
29. RECEPTACLE OUTLETS SHALL BE INSTALLED SO THAT NO POINT ALONG THE FLOOR LINE IN ANY WALL SPACE IS MORE THAN 6 FEET, MEASURED HORIZONTALLY, FROM AN OUTLET IN THAT SPACE, INCLUDING ANY WALL SPACE 2 FEET OR MORE IN WIDTH. (E3901.2)
30. PROVIDE A MINIMUM OF TWO 20-AMP SMALL APPLIANCE BRANCH CIRCUITS FOR THE KITCHEN/DINING/BREAKFAST. (E3703.2)
31. BOTH METAL PIPING SYSTEMS AND GROUNDED METAL PARTS IN CONTACT WITH THE CIRCULATING WATER ASSOCIATED WITH A HYDRO MASSAGE TUB SHALL BE BONDED TOGETHER USING AN INSULATED, COVERED, OR BARE SOLID COPPER BONDING JUMPER NOT SMALLER THAN 8 AWG. (E4209)
32. PROVIDE OUTSIDE COMBUSTION AIR TO ALL INDOOR FIREPLACES WITH AIR INTAKE LOCATED NOT HIGHER THAN THE FIREBOX. (R1006.1)
33. AT LEAST ONE THERMOSTAT SHALL BE PROVIDED FOR EACH SEPARATE HEATING AND COOLING SYSTEM. (N1103.1)
34. THE CONSTRUCTION SHALL NOT RESTRICT A FIVE-FOOT CLEAR AREA AND UNOBSTRUCTED ACCESS TO ANY WATER OR POWER DISTRIBUTION FACILITIES (POWER POLES, PULL BOXES, TRANSFORMERS, VAULTS, PUMPS, VALVES, METERS, APPURTENANCES, ETC.) OR TO THE LOCATION OF THE HOOK-UP. THE CONSTRUCTION SHALL NOT BE WITHIN 10 FEET OF ANY POWER LINES WHETHER OR NOT THE LINES ARE LOCATED ON THE PROPERTY. FAILURE TO COMPLY MAY CAUSE CONSTRUCTION DELAYS AND/OR ADDITIONAL EXPENSES.
35. AN APPROVED SEISMIC GAS SHUT OFF VALVE OR EXCESS FLOW SHUT OFF VALVE WILL BE INSTALLED ON THE FUEL LINE ON THE DOWN-STREAM SIDE OF THE UTILITY METER AND BE RIGIDLY CONNECTED TO THE EXTERIOR OF THE BUILDING OR STRUCTURE CONTAINING THE FUEL GAS PIPING. (PER ORDINANCE 170,158 AND 180,670) SEPARATE PLUMBING PERMIT IS REQUIRED.
36. PROVIDE ULTRA-FLUSH WATER CLOSETS FOR ALL NEW CONSTRUCTION. EXISTING SHOWER HEADS AND TOILETS MUST BE ADAPTED FOR LOW WATER CONSUMPTION.
37. PROVIDE (70) (72) INCH HIGH NON-ABSORBENT WALL ADJACENT TO SHOWER ENCLOSURE ( 1210.2.3, 2406.4.5, R307.2, R308.4)
38. WATER HEATER MUST BE STRAPPED TO WALL (SEC. 507.3 & LAPC)
39. CARBON MONOXIDE ALARM IS REQUIRED PER (SEC 420.6, R315)

## VICINITY MAP

SOURCE: GOOGLE



## SITE DATA

Lot 39A  
Beverly Hills  
Subdivision

SQUARE  
FOOTAGES

New Mark Type  
0 SQ FT

New Duplex

## SCOPE OF WORK

## CLIMATIC AND GEOGRAPHIC DESIGN CRITERIA

## TABLE OF CONTENTS

Label	Title
A-0.0	COVER SHEET
A-1.0	Floor Plan
A-1.1	DOOR & WINDOW SCHEDULE
A-1.2	SCHEDULES, FIXTURES, ELECTRICAL
A-1.3	ROOF PLAN
A-2.0	ELEVATIONS
A-2.1	SECTIONS
C-1.0	SITE PLAN
S-8.4	OMNI BLOCK DETAILS

## INSULATION AND FENESTRATION REQUIREMENTS

CLIMATE ZONE	2
FENESTRATION U-FACTOR	0.40
SKYLIGHT U-FACTOR	0.65
GLAZED FENESTRATION SHGC	0.25
CEILING R-VALUE	38
WOOD FRAME R-VALUE	13
MASS WALL R-VALUE	4/6
FLOOR R-VALUE	13
BASEMENT WALL R-VALUE	0
SLAB R-VALUE & DEPTH	0

## CODE REQUIREMENTS

2006 International Building Code  
Excluding Chapter 27 Electrical and  
Chapter 29 Plumbing Systems

2006 International Residential Code  
Chapters 2-11 and section VI Fuel Gas

2006 International Mechanical Code  
2000 Louisiana State Plumbing Code  
2006 International Fuel/Gas Code

## STRUCTURAL DESIGN CRITERIA

norris  
architects

## REVISIONS

- 1
- 2
- 3

## OWNER DATA

**OWNER NAME**  
Roger Warner  
57388 Oak Ave  
Slidell, LA 70461  
Telephone Number:  
ro57381@hotmail.com

## CONSULTANT INFO

**ARCHITECT**  
NORRIS ARCHITECTS, INC.  
475 Washington Blvd  
Marina del Rey, CA 90292  
424-387-1500  
tom@norrisarchitects.com

## ENGINEER

## ADD'L CONSULTANTS

New duplex Lot 39A  
Slidell, Louisiana  
© COPYRIGHT 2022 NORRIS ARCHITECTS, INC

NOT A LICENSED  
ARCHITECT IN  
LOUISIANA

NOT FOR  
CONSTRUCTION

## DATE

8/29/22

## SCALE

N/A

## SHEET

A-0.1

## GENERAL NOTES

**REVISIONS**

1	
2	
3	

**OWNER DATA**

**OWNER NAME**  
Roger Warner  
57388 Oak Ave  
Slidell, LA 70461  
Telephone Number:  
ro57381@hotmail.com

**CONSULTANT INFO**

**ARCHITECT**  
NORRIS ARCHITECTS, INC.  
475 Washington Blvd  
Marine del Rey, CA 90292  
424-387-1500  
tom@norrisarchitects.com

**ENGINEER**

**ADD'L CONSULTANTS**

**New duplex Lot 39A  
Slidell, Louisiana**  
© COPYRIGHT 2022 NORRIS ARCHITECTS, INC.

NOT A LICENSED ARCHITECT IN LOUISIANA  
NOT FOR CONSTRUCTION

**DATE**

8/29/22

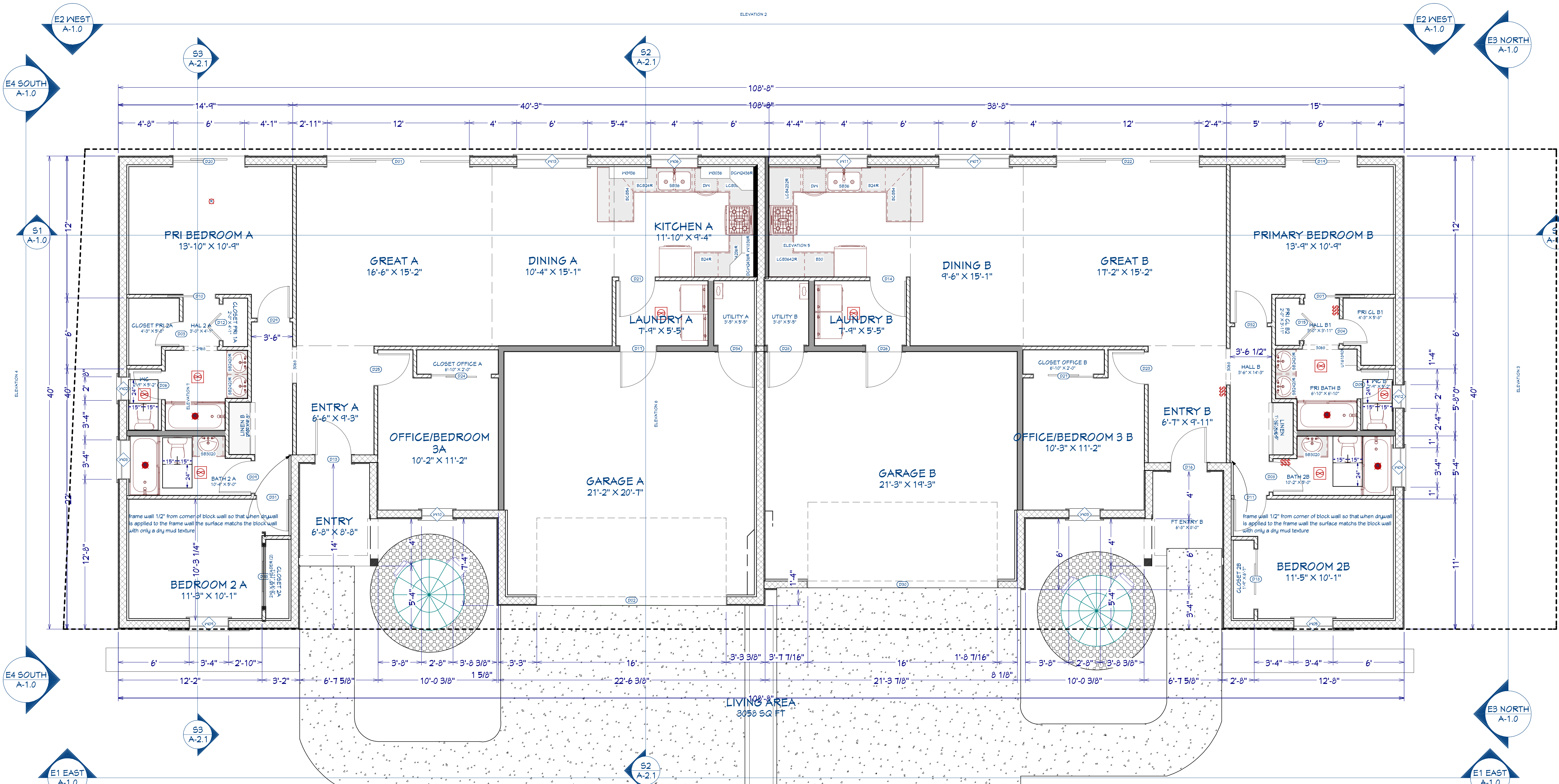
**SCALE**

1/4" = 1'-0"

**SHEET**

A-1.0

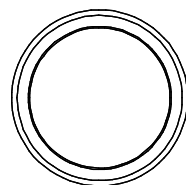

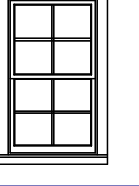
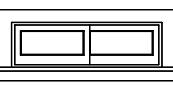



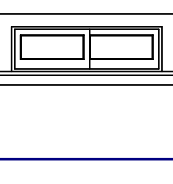


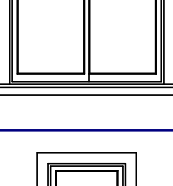


**FLOOR PLAN**

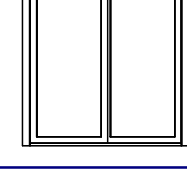
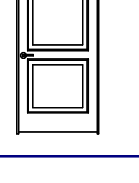
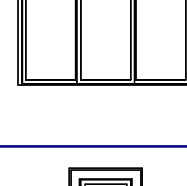
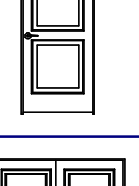
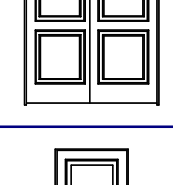
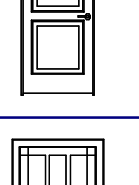
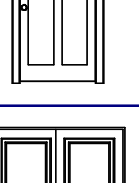
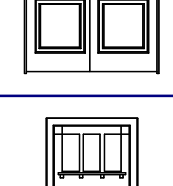
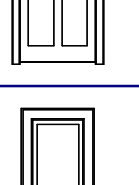
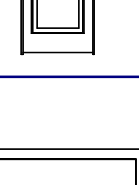
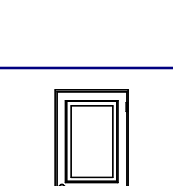
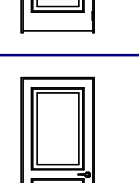
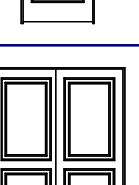
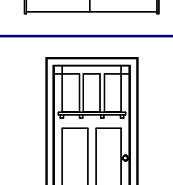



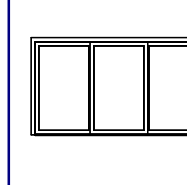
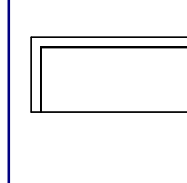


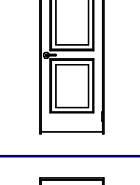
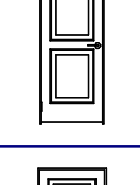
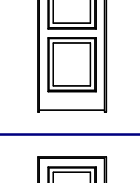
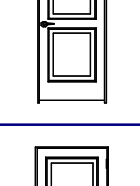
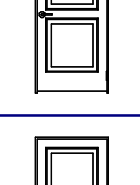
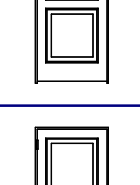
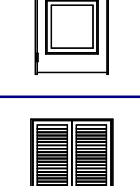
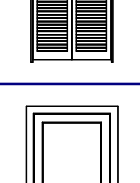
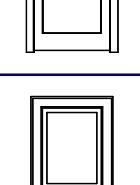
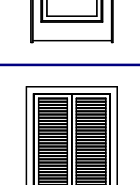
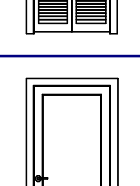
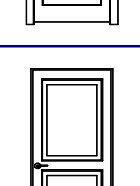
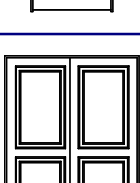
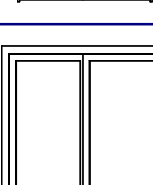

WALL SCHEDULE	
2D SYMBOL	WALL TYPE
	8" CMU (BLOCK) OMNI BLOCK
	8" CMU (BLOCK) OMNI BLOCK, 2 SIDE FUROUT
	8" CMU (BLOCK) OMNI BLOCK, WITH STONE
	8" CONCRETE STEM WALL
	INTERIOR-4
	INTERIOR-6
	ROOM DIVIDER


- Flat panel, flush mounted LED lighting throughout the entire building.
- Lighted on/off switches at entry point and where else needed for convenience.
- Lighted, heat & exhaust fans vented to the outside in both bathrooms.
- Lighted exhaust hood w/blower over stove (perhaps in the form of MicroWave Oven w/included vented exhaust fan in kitchen vented to the outside.
- Lighted "Solatube" [Solatube Tubular Skylights - Brighten Your Life at Home With Natural Light] skylights centered over kitchen; somewhat dining room; and between entry & GR.
- HVAC to be only concealed ceiling cassette mini split in all rooms. Roger insists on no wall mounted air handler for mini-split HVAC anyw in building. (YouTube video link for reference: Ceiling Cassettes Verses Wall mount air handler #minisplit #airconditioner - YouTube)
- HVAC in garages? TBD.
- Grab bars on walls of all tub/shower units
- Master electric breaker panel box to be located either in garage or in laundry room.
- Propane gas plumbing line to supply ceramic gas log fireplace, position TBD.
- Either a corner style or three-sided fireplace (free standing or mounted, TBD) located somewhere in the GR/Dining/Entry area. See this I possible design choice. 3\_sided\_fireplace - Search (bing.com)
- Electric or gas hot water heater location TBD.
- Small access door opening from inside each bathroom to linen closet.
- Remote control automatic door opener on garage doors.
- Both master bathrooms to contain "Jacuzzi Style" tubs with shower head and sliding glass door covers.

16. Standard tubs & sliding doors in 2nd baths.

3D EXTERIOR ELEVATION NUMBER	3D EXTERIOR ELEVATION LABEL	ROOM NAME	QTY	SIZE	TEMPERATURE	ADDRESS	DESCRIPTION	MANUFACTURER	U-FACTOR	RSHG	COMMENTS
	P01	2020FK	2	2020FK	24"X24"FK		FIXED GLASS-CT		0.3	0.3	
	P02	2040SH	1	2040SH	24"X40"SH		SINGLE HUNG		0.3	0.3	
	P03	2040SH	1	2040SH	24"X40"SH		SINGLE HUNG		0.3	0.3	
	P04	3410RS	1	3410RS	42"X12"RS		RIGHT SLIDING		0.3	0.3	
	P05	3450SH	1	3450SH	42"X40"SH		SINGLE HUNG		0.3	0.3	
	P06	4034RS	1	4034RS	48"X40"RS		RIGHT SLIDING		0.3	0.3	
	P07	6040RS	1	6040RS	12"X40"RS		RIGHT SLIDING		0.3	0.3	
	P08	3410RS	1	3410RS	42"X12"RS		RIGHT SLIDING		0.3	0.3	
	P09	3450SH	1	3450SH	42"X40"SH		SINGLE HUNG		0.3	0.3	
	P10	2040SH	1	2040SH	24"X40"SH		SINGLE HUNG		0.3	0.3	
	P11	4034RS	1	4034RS	48"X40"RS		RIGHT SLIDING		0.3	0.3	
	P12	2040SH	1	2040SH	24"X40"SH		SINGLE HUNG		0.3	0.3	
	P13	6040RS	1	6040RS	12"X40"RS		RIGHT SLIDING		0.3	0.3	

3D EXTERIOR ELEVATION NUMBER	3D EXTERIOR ELEVATION LABEL	ROOM NAME	QTY	SIZE	TEMPERATURE	ADDRESS	DESCRIPTION	MANUFACTURER	U-FACTOR	RSHG	COMMENTS
	D20	FRI BEDROOM A	6065	1	6065 R EX	(2) 31"X60"X1 3/4" R EX	EXT. SLIDER-GLASS PANEL				34"X10 3/4"
	D21	LAUNDRY AKITCHEN A	3065	1	3065 R IN	36"X60"X1 3/8" R IN	HINGED-DOOR P04			LEVER	34"X4 1/2"
	D22	GREAT B	12065	1	12065 R EX	(3) 41 5/16"X60"X1 3/4" R EX	EXT. TRIPLE SLIDER-GLASS PANEL				34"X10 3/4"
	D23	OFFICE/BEDROOM 9 BENTRY B	2065	1	2065 R IN	32"X60"X1 3/8" R IN	HINGED-DOOR P04			LEVER	34"X4 1/2"
	D24	OFFICE/BEDROOM 9 CLOSET OFFICE A	5065	1	5065 L IN	(2) 31"X60"X1 3/8" L IN	SLIDER-DOOR P04				34"X4 1/2"
	D25	OFFICE/BEDROOM 9 AENTRY A	2065	1	2065 L IN	32"X60"X1 3/8" L IN	HINGED-DOOR P04			LEVER	34"X4 1/2"
	D26	GARAGE BLAUNDRY B	3065	1	3065 R EX	36"X60"X1 3/4" R EX	EXT. HINGED-DOOR E21			LEVER	34"X6 1/2"
	D27	CLOSET OFFICE 9/OFFICE/BEDROOM 9 B	5065	1	5065 L IN	(2) 31"X60"X1 3/8" L IN	SLIDER-DOOR P04				34"X4 1/2"
	D28	GARAGE BUTILITY B	3065	1	3065 R EX	36"X60"X1 3/4" R EX	EXT. HINGED-DOOR E21			LEVER	34"X6 1/2"
	D29	FRI BEDROOM AHALL 1 A	2065	1	2065 R IN	32"X60"X1 3/8" R IN	HINGED-DOOR P04			LEVER	34"X4 1/2"
	D30	GARAGE B	16065	1	16065	1'0"X60"X1 3/4"	GARAGE-SLAB				34"X10 3/4"
	D31	HALL 1 A/BEDROOM 2 A	2065	1	2065 L IN	32"X60"X1 3/8" L IN	HINGED-DOOR P04			LEVER	34"X4 1/2"
	D32	PRIMARY BEDROOM BHALL B	2065	1	2065 L IN	32"X60"X1 3/8" L IN	HINGED-DOOR P04			LEVER	34"X4 1/2"
	D33	BEDROOM 2 CLOSET 2A	5065	1	5065 L IN	(2) 31"X60"X1 3/8" L IN	SLIDER-DOOR P04				34"X4 1/2"
	D34	GARAGE AUTILITY A	3065	1	3065 L EX	36"X60"X1 3/4" L EX	EXT. HINGED-DOOR E21			LEVER	34"X6 1/2"

3D EXTERIOR ELEVATION NUMBER	3D EXTERIOR ELEVATION LABEL	ROOM NAME	QTY	SIZE	TEMPERATURE	ADDRESS	DESCRIPTION	MANUFACTURER	U-FACTOR	RSHG	COMMENTS
	D01	GREAT A	12065	1	12065 R EX	(3) 41 5/16"X60"X1 3/4" R EX	EXT. TRIPLE SLIDER-GLASS PANEL				34"X10 3/4"
	D02	GARAGE A	16065	1	16065	1'0"X60"X1 3/4"	GARAGE-SLAB				34"X10 3/4"
	D03	HALL 2 A/CLOSET FRI 2A	2065	1	2065 L IN	24"X60"X1 3/8" L IN	HINGED-DOOR P04			LEVER	34"X4 1/2"
	D04	HALL B1/FRI CL B1	2065	1	2065 R IN	24"X60"X1 3/8" R IN	HINGED-DOOR P04			LEVER	34"X4 1/2"
	D05	FRI BATH B1/NG B	2465	1	2465 L IN	20"X60"X1 3/8" L IN	HINGED-DOOR P04			LEVER	34"X4 1/2"
	D06	FRI BATH B1/NG	2465	1	2465 R IN	20"X60"X1 3/8" R IN	HINGED-DOOR P04			LEVER	34"X4 1/2"
	D07	HALL B1/PRIMARY BEDROOM B	2665	1	2665 R	30"X60"X1 3/8" R	POCKET-DOOR P04				34"X4 1/2"
	D08	BATH 2B/HALL B	2665	1	2665 R IN	30"X60"X1 3/8" R IN	HINGED-DOOR P04			LEVER	34"X4 1/2"
	D09	HALL 1 A/BATH 2 A	2665	1	2665 L IN	32"X60"X1 3/8" L IN	HINGED-DOOR P04			LEVER	34"X4 1/2"
	D10	FRI BEDROOM AHALL 2 A	2665	1	2665 R	32"X60"X1 3/8" R	POCKET-DOOR P04				34"X4 1/2"
	D11	HALL B/BEDROOM 2B	2665	1	2665 R IN	32"X60"X1 3/8" R IN	HINGED-DOOR P04			LEVER	34"X4 1/2"
	D12	CLOSET FRI 1AHALL 2 A	3065	1	3065 L	(2) 18"X60"X1 3/8" L	2 DR. BIFOLD-LOUVERED				34"X4 1/2"
	D13	ENTRY A/ENTRY	3065	1	3065 L EX	36"X60"X1 3/4" L EX	EXT. HINGED-GLASS PANEL			LEVER	34"X6 3/4"
	D14	LAUNDRY B/UNSPECIFIED	3065	1	3065 L IN	36"X60"X1 3/8" L IN	HINGED-DOOR P04			LEVER	34"X4 1/2"
	D15	HALL B1/FRI CL B2	3065	1	3065 R	(2) 18"X60"X1 3/8" R	2 DR. BIFOLD-LOUVERED				34"X4 1/2"
	D16	ENTRY B1/F ENTRY B	3065	1	3065 R EX	36"X60"X1 3/4" R EX	EXT. HINGED-GLASS PANEL			LEVER	34"X6 3/4"
	D17	GARAGE ALAUNDRY A	3065	1	3065 R IN	36"X60"X1 3/8" R IN	HINGED-DOOR P04			LEVER	34"X6 1/2"
	D18	CLOSET 2B/BEDROOM 2B	5065	1	5065 L IN	(2) 31"X60"X1 3/8" L IN	SLIDER-DOOR P04				34"X4 1/2"
	D19	PRIMARY BEDROOM B	6065	1	6065 L EX	(2) 31"X60"X1 3/4" L EX	EXT. SLIDER-GLASS PANEL				34"X10 3/4"



REVISIONS

- 1
- 2
- 3

OWNER DATA

OWNER NAME  
Roger Warner  
57388 Oak Ave  
Slidell, LA 70461  
Telephone Number:  
ro57381@hotmail.com

CONSULTANT INFO

ARCHITECT  
NORRIS ARCHITECTS, INC.  
475 Washington Blvd  
Marino del Rey, CA 90292  
424-387-1500  
tom@norrisarchitects.com

ENGINEER

ADD'L CONSULTANTS

New duplex Lot 39A  
Slidell, Louisiana  
© COPYRIGHT 2022 NORRIS ARCHITECTS, INC.

NOT A LICENSED ARCHITECT IN LOUISIANA  
NOT FOR CONSTRUCTION

DATE

8/29/22

SCALE

NTS


SHEET

A-1.1

DOOR & WINDOW SCHEDULES

NUMBER	LABEL	FINISH SCHEDULE	QTY	ROOM NAME	WIDTH	DEPTH	HEIGHT	DESCRIPTION	CODE	MANUFACTURER	COMMENTS
A21	DOUBLE UNDERMOUNT SINK	1	KITCHEN A	33 3/16"	24"	21 1/16"		DOUBLE UNDERMOUNT SINK			
A22	FRONT LOADING CLOTHES WASHER	1	LAUNDRY A	26 3/8"	26 3/8"	42 1/16"		FRONT LOADING CLOTHES WASHER			
A23	GAS RANGE	1	KITCHEN A	30"	20 1/4"	43 1/4"		GAS RANGE			
A24	GAS FRONT CLOTHES DRYER	1	LAUNDRY A	26 3/8"	26 3/8"	42 1/16"		GAS FRONT CLOTHES DRYER			
A25	OVAL SINK	1	BATH B	20 1/2"	11 9/16"	10 1/4"		OVAL SINK			
A26	STANDARD TOILET	1	BATH B	30"	16"	28 3/16"		STANDARD TOILET			
A27	TANKLESS WATER HEATER	1	UTILITY A	15 3/4"	41"	26"		TANKLESS WATER HEATER			
A28	TUB SHOWER S	1	BATH A	60"	30 1/2"	63 1/4"		TUB SHOWER S			
A29	SPA	1	KITCHEN A	23 3/4"	24 3/4"	30 1/2"		GRIFFIN'S DISHWASHER			
A10	KOHLER DEVONSHIRE COLLECTION 60" THREE WALL ALCOVE JETTED whirlpool bath	1	PRI BATH B	60"	30 1/2"	63 1/4"		TUB SHOWER S			
A11	TUB WITH LEFT SIDE DRAIN										
A12	WORLDK 13515A2										
A13	REF	1	KITCHEN A	33"	31 1/16"	63 1/16"		DO TOP MOUNT REFRIGERATOR S			
A14	OVAL SINK	1	BATH 2 A	20 1/2"	11 9/16"	10 1/4"		OVAL SINK			
A15	STANDARD TOILET	1	BATH 2 A	30"	16"	28 3/16"		STANDARD TOILET			
A16	STANDARD TOILET	1	PKG	30"	16"	28 3/16"		STANDARD TOILET			
A17	STANDARD TOILET	1	PKG B	30"	16"	28 3/16"		STANDARD TOILET			
A18	OVAL SINK	4	PRI BATH B	20 1/2"	11 9/16"	10 1/4"		OVAL SINK			
A19	TANKLESS WATER HEATER	1	UTILITY B	15 3/4"	41"	26"		TANKLESS WATER HEATER			
A20	GAS FRONT CLOTHES DRYER	1	LAUNDRY B	26 3/8"	26 3/8"	42 1/16"		GAS FRONT CLOTHES DRYER			
A21	TUB SHOWER S	1	PRI BATH B	60"	30 1/2"	63 1/4"		TUB SHOWER S			
A22	TUB SHOWER S	1	BATH A	60"	30 1/2"	63 1/4"		TUB SHOWER S			
A23	GAS RANGE	1	UNSPECIFIED	30"	20 1/4"	43 1/4"		GAS RANGE			
A24	SPA	1	UNSPECIFIED	23 3/4"	24 3/4"	30 1/2"		GRIFFIN'S DISHWASHER			
A25	FRONT LOADING CLOTHES WASHER	1	LAUNDRY B	26 3/8"	26 3/8"	42 1/16"		FRONT LOADING CLOTHES WASHER			
A26	DOUBLE UNDERMOUNT SINK	1	UNSPECIFIED	33 3/16"	24"	21 1/16"		DOUBLE UNDERMOUNT SINK			
A27	REF	1	UNSPECIFIED	33"	31 1/16"	63 1/16"		DO TOP MOUNT REFRIGERATOR S			

QTY	SYMBOL	LABEL	FINISH SCHEDULE	COMMENTS	ROOM NAME	QTY
1	SSS	3 GANG SWITCH			BATH 2B	1
2	■	RECESSED VAPOUR LIGHT			PRI BATH B	2
1	■	RECESSED VAPOUR LIGHT			BATH 2B	1
1	☒	PANASONIC 110 CFM G.T.S ONE CEILING MOUNTED EXHAUST FAN WITH HEATER	MODEL.FV-9511VH1		BATH 2B	1
1	☒	FNAC LIGHTING LOTOS 4" LED			PRI BEDROOM A	1
1	■	RECESSED VAPOUR LIGHT			BATH 2 A	1
1	SSS	3 GANG SWITCH			ENTRY B	1
1	SSS	3 GANG SWITCH			HALL D1	1
1	☒	PANASONIC 110 CFM G.T.S ONE CEILING MOUNTED EXHAUST FAN WITH HEATER	MODEL.FV-9511VH1		LAUNDRY B	1
2	☒	PANASONIC 110 CFM G.T.S ONE CEILING MOUNTED EXHAUST FAN WITH HEATER	MODEL.FV-9511VH1		PRI BATH B	2
1	☒	PANASONIC 110 CFM G.T.S ONE CEILING MOUNTED EXHAUST FAN WITH HEATER	MODEL.FV-9511VH1		BATH 2 A	1
1	☒	PANASONIC 110 CFM G.T.S ONE CEILING MOUNTED EXHAUST FAN WITH HEATER	MODEL.FV-9511VH1		PKG	1
1	☒	PANASONIC 110 CFM G.T.S ONE CEILING MOUNTED EXHAUST FAN WITH HEATER	MODEL.FV-9511VH1		PKG B	1
1	☒	PANASONIC 110 CFM G.T.S ONE CEILING MOUNTED EXHAUST FAN WITH HEATER	MODEL.FV-9511VH1		LAUNDRY A	1



REVISIONS

- 1
- 2
- 3

OWNER DATA

**OWNER NAME**  
 Roger Warner  
 57388 Oak Ave  
 Slidell, LA 70461  
 Telephone Number:  
 ro57381@hotmail.com

CONSULTANT INFO

**ARCHITECT**  
 NORRIS ARCHITECTS, INC.  
 475 Washington Blvd  
 Marine del Rey, CA 90292  
 424-387-1500  
 tom@norrisarchitects.com

ENGINEER

ADD'L CONSULTANTS

**New duplex Lot 39A**  
**Slidell, Louisiana**  
 © COPYRIGHT 2022 NORRIS ARCHITECTS, INC

NOT A LICENSED ARCHITECT IN LOUISIANA  
 NOT FOR CONSTRUCTION

DATE

8/29/22

SCALE

NTS

SHEET

A-1.2

SCHEDULES  
 FIXTURES  
 ELECTRICAL

**REVISIONS**

- 1
- 2
- 3

**OWNER DATA**

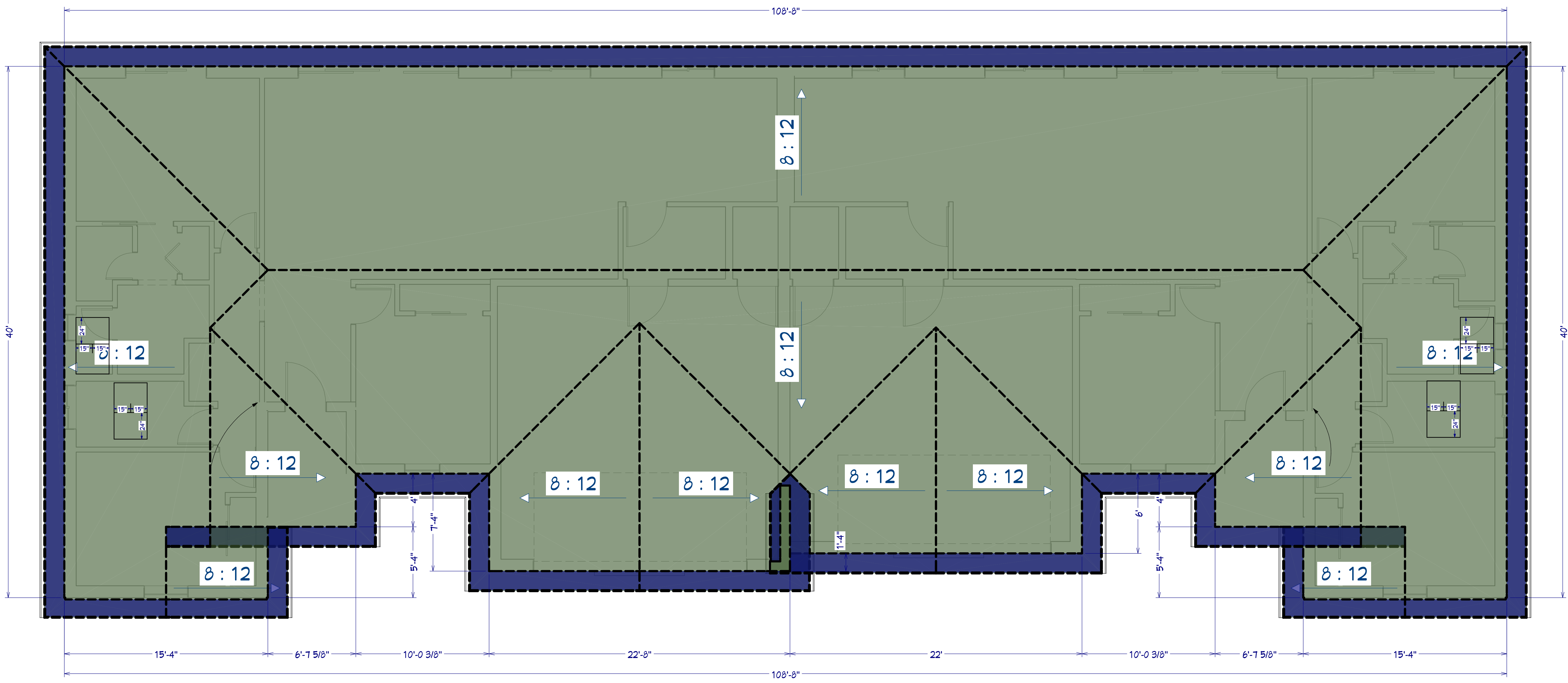
**OWNER NAME**  
 Roger Warner  
 57388 Oak Ave  
 Slidell, LA 70461  
 Telephone Number:  
 ro57381@hotmail.com

**CONSULTANT INFO**

**ARCHITECT**  
 NORRIS ARCHITECTS, INC.  
 475 Washington Blvd  
 Metairie del Ray, CA 90292  
 424-387-1500  
 tom@norrisarchitects.com

**ENGINEER**

**ADD'L CONSULTANTS**



**New duplex Lot 39A  
 Slidell, Louisiana**  
 © COPYRIGHT 2022 NORRIS ARCHITECTS, INC

NOT A LICENSED ARCHITECT IN LOUISIANA  
 NOT FOR CONSTRUCTION

**DATE**

8/29/22

**SCALE**

1/4" = 1'-0"

**SHEET**

A-1.3

**ROOF PLAN**

**REVISIONS**

- 1
- 2
- 3

**OWNER DATA**

**OWNER NAME**  
 Roger Warner  
 57388 Oak Ave  
 Slidell, LA 70461  
 Telephone Number:  
 ro57381@hotmail.com

**CONSULTANT INFO**

**ARCHITECT**  
 NORRIS ARCHITECTS, INC.  
 475 Washington Blvd  
 Marine del Rey, CA 90292  
 424-387-1500  
 tom@norrisarchitects.com

**ENGINEER**

**ADD'L CONSULTANTS**

**New duplex Lot 39A  
 Slidell, Louisiana**  
 © COPYRIGHT 2022 NORRIS ARCHITECTS, INC.

NOT A LICENSED ARCHITECT IN LOUISIANA  
 NOT FOR CONSTRUCTION

**DATE**

8/29/22

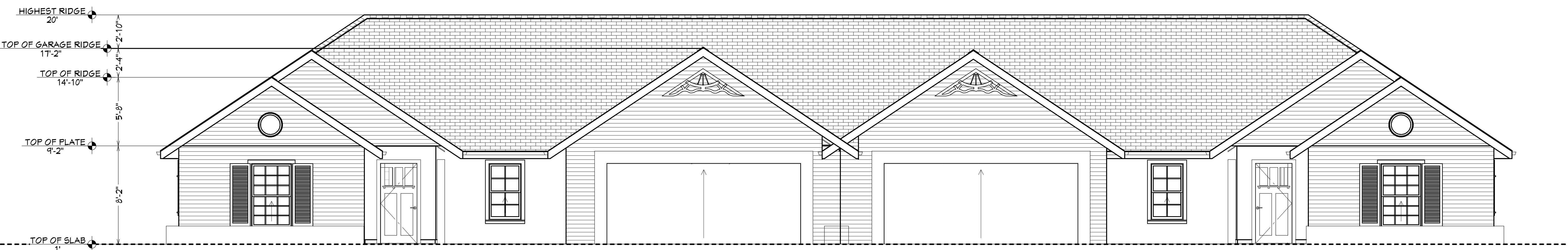
**SCALE**

1/4" = 1'-0"

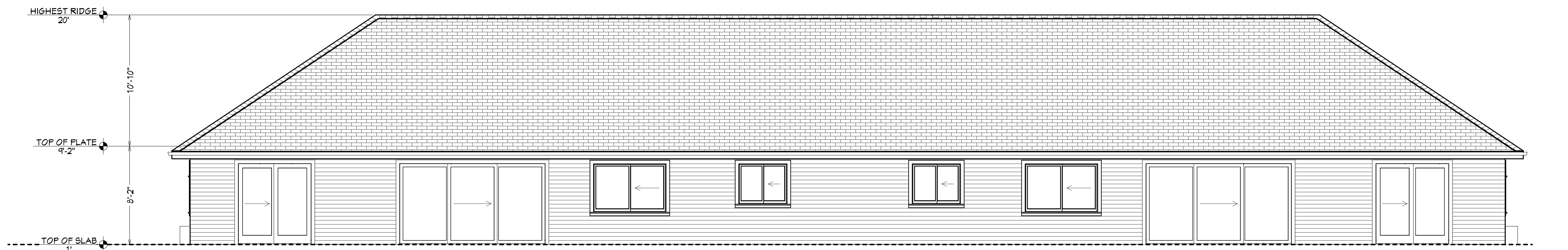
**SHEET**

A-2.0

**ELEVATIONS**



**E-1 EAST  
 A-1.0**



**E-2 WEST  
 A-1.0**



**E-4 SOUTH  
 A-1.0**



**E-3 NORTH  
 A-1.0**

**REVISIONS**

- 1
- 2
- 3

**OWNER DATA**

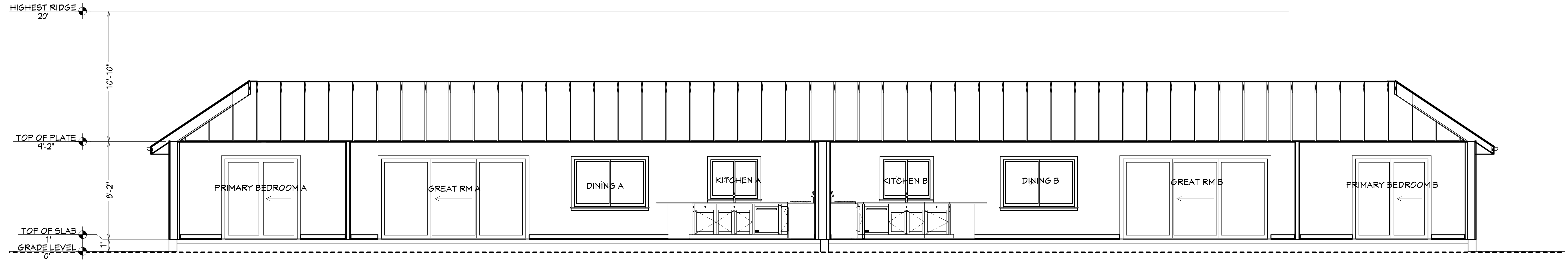
**OWNER NAME**  
Roger Warner  
57388 Oak Ave  
Slidell, LA 70461  
Telephone Number:  
ro57381@hotmail.com

**CONSULTANT INFO**

**ARCHITECT**  
NORRIS ARCHITECTS, INC.  
475 Washington Blvd  
Marina del Rey, CA 90292  
424-387-1500  
tom@norrisarchitects.com

**ENGINEER**

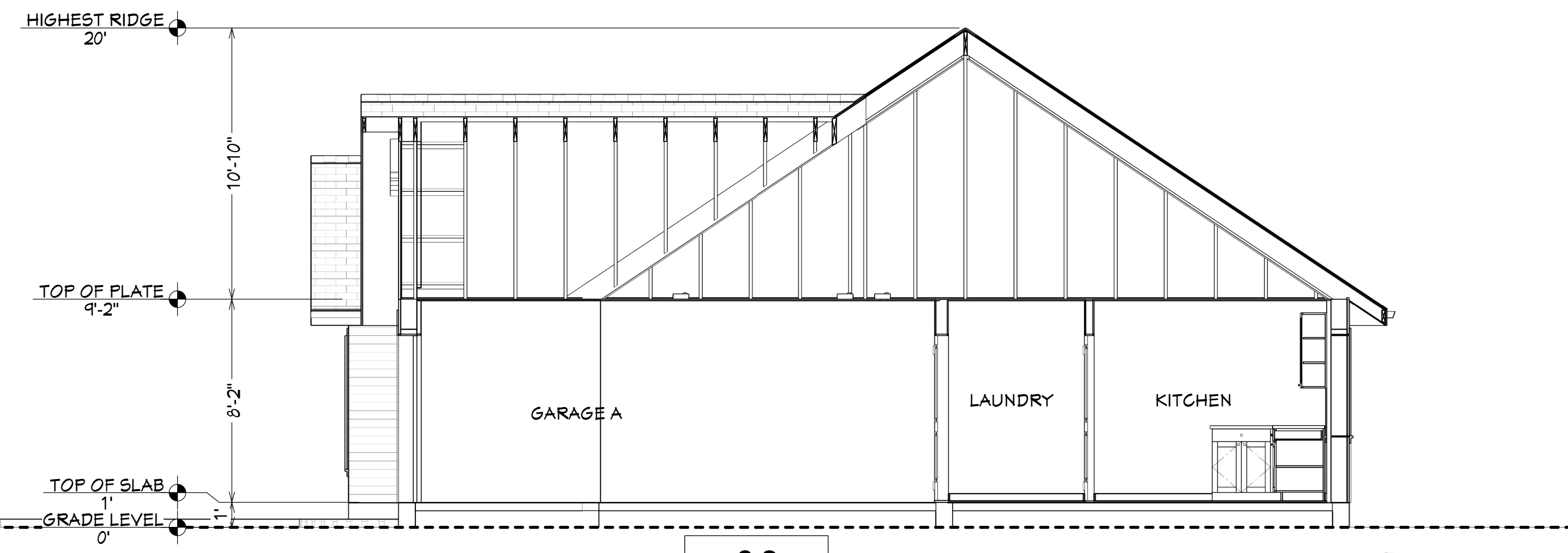
**ADD'L CONSULTANTS**



**S-1**  
**A-1.0**



**S-3**  
**A-1.0**



**S-2**  
**A-1.0**

NOT A LICENSED ARCHITECT IN LOUISIANA  
NOT FOR CONSTRUCTION

**DATE**

8/29/22

**SCALE**

1/4" = 1'-0"

**SHEET**

A-2.1

**SECTIONS**

**REVISIONS**

- 1
- 2
- 3

**OWNER DATA**

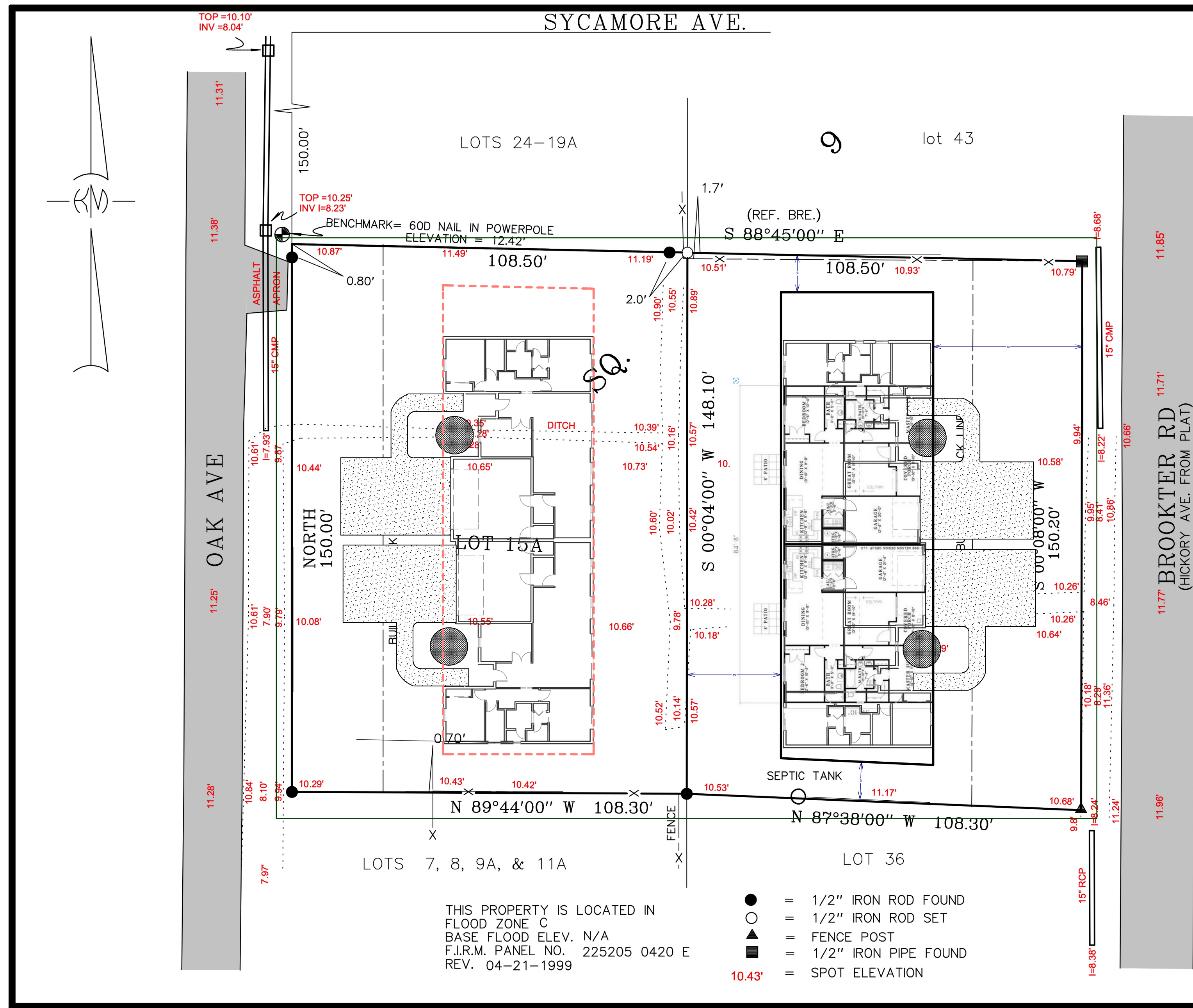
**OWNER NAME**  
Roger Warner  
57388 Oak Ave  
Slidell, LA 70461  
Telephone Number:  
ro57381@hotmail.com

**CONSULTANT INFO**

**ARCHITECT**  
NORRIS ARCHITECTS, INC.  
475 Washington Blvd  
Marina del Rey, CA 90292  
424-387-1500  
tom@norrisarchitects.com

**ENGINEER**

**ADD'L CONSULTANTS**



NOTE:  
NO ATTEMPT HAS BEEN MADE BY KELLY McHUGH & ASSOC., INC. TO VERIFY TITLE, ACTUAL LEGAL OWNERSHIP, SERVITUDES, EASEMENTS, RIGHTS OF WAY, DEED RESTRICTIONS, WETLANDS OR ENVIRONMENTAL ISSUES OR OTHER ENCUMBRANCES ON THIS PROPERTY OTHER THAN THOSE FURNISHED BY THE CLIENT.



*Kelly J. McHugh*  
KELLY J. McHUGH, REG. NO. 4443  
06-14-22

CERTIFIED TO BE IN ACCORDANCE WITH A PHYSICAL SURVEY MADE ON THE GROUND AND COMPLYING WITH THE CURRENT APPLICABLE STANDARDS OF PRACTICE FOR A CLASS "C" SURVEY. RED STAMP SIGNIFIES CERTIFIED PLAT.

NOTE:  
OWNER OR CONTRACTOR IS RESPONSIBLE FOR VERIFYING BUILDING SETBACKS BEFORE CONSTRUCTION BEGINS.

BUILDING SETBACKS  
FRONT 25'

ELEVATIONS HEREON ARE REFERENCED TO NAVD 88, GEOID 18.

REFERENCE: A RESUBDIVISION PLAT BY JOHN E. BONNEAU & ASSOC. FILED FOR RECORD 02-09-2021 MAP FILE NO. 5992A FROM WHICH SETBACKS AND BASIS OF BEARING WERE TAKEN.

PREPARED FOR: <b>ROGER WARNER</b>	
BOUNDARY SURVEY OF: LOTS 15A & 39A, SQ 9 BEVERLY HILLS SUBDIVISION SECT. 13, T-9-S, R-14-E, ST. TAMMANY PARISH, LA.	
<b>KELLY McHUGH &amp; ASSOCIATES</b> CIVIL ENGINEERS & LAND SURVEYORS MANDEVILLE, LOUISIANA 626-5611	
SCALE: 1" = 30'	DATE: 06-10-22
DRAWN: MDM	JOB NO.: 22-162
REVISED:	DWG. NO.:

**New duplex Lot 39A**  
**Slidell, Louisiana**  
© COPYRIGHT 2022 NORRIS ARCHITECTS, INC.

NOT A LICENSED ARCHITECT IN LOUISIANA  
NOT FOR CONSTRUCTION

**DATE**

8/29/22

**SCALE**


1' = 20'-0"

**SHEET**

C-1.0

Plot plan w/  
both lots





**REVISIONS**

- 1
- 2
- 3

**OWNER DATA**

**OWNER NAME**  
 Roger Warner  
 57388 Oak Ave  
 Slidell, LA 70461  
 Telephone Number:  
 ro57381@hotmail.com

**CONSULTANT INFO**

**ARCHITECT**  
 NORRIS ARCHITECTS, INC.  
 475 Washington Blvd  
 Marina del Rey, CA 90292  
 424-387-1500  
 tom@norrisarchitects.com

**ENGINEER**

**ADD'L CONSULTANTS**

**New duplex Lot 39A  
 Slidell, Louisiana**  
 © COPYRIGHT 2022 NORRIS ARCHITECTS, INC


NOT A LICENSED ARCHITECT IN LOUISIANA  
 NOT FOR CONSTRUCTION

**DATE**

8/29/22

**SCALE**

**SHEET**



**REVISIONS**

- 1
- 2
- 3

**OWNER DATA**

**OWNER NAME**  
 Roger Warner  
 57388 Oak Ave  
 Slidell, LA 70461  
 Telephone Number:  
 ro57381@hotmail.com

**CONSULTANT INFO**

**ARCHITECT**  
 NORRIS ARCHITECTS, INC.  
 475 Washington Blvd  
 Marine del Rey, CA 90292  
 424-387-1500  
 tom@norrisarchitects.com

**ENGINEER**

**ADD'L CONSULTANTS**

**New duplex Lot 39A  
 Slidell, Louisiana**  
 © COPYRIGHT 2022 NORRIS ARCHITECTS, INC

NOT A LICENSED ARCHITECT IN LOUISIANA  
 NOT FOR CONSTRUCTION

**DATE**

8/29/22


**SCALE**

**SHEET**



UNIT A

UNIT B



**REVISIONS**

- 1
- 2
- 3

**OWNER DATA**

**OWNER NAME**  
 Roger Warner  
 57388 Oak Ave  
 Slidell, LA 70461  
 Telephone Number:  
 ro57381@hotmail.com

**CONSULTANT INFO**

**ARCHITECT**  
 NORRIS ARCHITECTS, INC.  
 475 Washington Blvd  
 Marina del Rey, CA 90292  
 424-387-1500  
 tom@norrisarchitects.com

**ENGINEER**

**ADD'L CONSULTANTS**

**New duplex Lot 39A  
 Slidell, Louisiana**  
 © COPYRIGHT 2022 NORRIS ARCHITECTS, INC

NOT A LICENSED ARCHITECT IN LOUISIANA  
 NOT FOR CONSTRUCTION

**DATE**

8/29/22

**SCALE**

**SHEET**



**REVISIONS**

- 1
- 2
- 3

**OWNER  
DATA**

**OWNER NAME**  
Roger Warner  
57388 Oak Ave  
Slidell, LA 70461  
Telephone Number:  
ro57381@hotmail.com

**CONSULTANT  
INFO**

**ARCHITECT**  
NORRIS ARCHITECTS, INC.  
475 Washington Blvd  
Marina del Rey, CA 90292  
424-387-1500  
tom@norrisarchitects.com

**ENGINEER**

**ADD'L  
CONSULTANTS**

**New duplex Lot 39A  
Slidell, Louisiana**  
© COPYRIGHT 2022 NORRIS ARCHITECTS, INC


NOT A LICENSED  
ARCHITECT IN  
LOUISIANA  
NOT FOR  
CONSTRUCTION

**DATE**

8/29/22

**SCALE**

**SHEET**



**REVISIONS**

- 1
- 2
- 3

**OWNER DATA**


**OWNER NAME**  
 Roger Warner  
 57388 Oak Ave  
 Slidell, LA 70461  
 Telephone Number:  
 ro57381@hotmail.com

**CONSULTANT INFO**

**ARCHITECT**  
 NORRIS ARCHITECTS, INC.  
 475 Washington Blvd  
 Marina del Rey, CA 90292  
 424-387-1500  
 tom@norrisarchitects.com

**ENGINEER**

**ADD'L CONSULTANTS**



**New duplex Lot 39A  
 Slidell, Louisiana**  
 © COPYRIGHT 2022 NORRIS ARCHITECTS, INC

NOT A LICENSED ARCHITECT IN LOUISIANA  
 NOT FOR CONSTRUCTION

**DATE**

8/29/22

**SCALE**

**SHEET**



**norris  
architects**

**REVISIONS**

- 1
- 2
- 3

**OWNER  
DATA**

**OWNER NAME**  
Roger Warner  
57388 Oak Ave  
Siddell, LA 70461  
Telephone Number:  
ro57381@hotmail.com

**CONSULTANT  
INFO**

**ARCHITECT**  
NORRIS ARCHITECTS, INC.  
475 Washington Blvd  
Marino del Rey, CA 90292  
424-387-1500  
tom@norrisarchitects.com

**ENGINEER**

**ADD'L  
CONSULTANTS**

**New duplex Lot 39A  
Siddell, Louisiana**  
© COPYRIGHT 2022 NORRIS ARCHITECTS, INC


**NOT A LICENSED  
ARCHITECT IN  
LOUISIANA**  
**NOT FOR  
CONSTRUCTION**

**DATE**

8/29/22

**SCALE**

**SHEET**



**REVISIONS**

- 1
- 2
- 3

**OWNER DATA**

**OWNER NAME**  
Roger Warner  
57388 Oak Ave  
Slidell, LA 70461  
Telephone Number:  
ro57381@hotmail.com

**CONSULTANT INFO**

**ARCHITECT**  
NORRIS ARCHITECTS, INC.  
475 Washington Blvd  
Marina del Rey, CA 90292  
424-387-1500  
tom@norrisarchitects.com

**ENGINEER**

**ADD'L CONSULTANTS**

**New duplex Lot 39A  
Slidell, Louisiana**  
© COPYRIGHT 2022 NORRIS ARCHITECTS, INC

NOT A LICENSED ARCHITECT IN LOUISIANA  
NOT FOR CONSTRUCTION

**DATE**

8/29/22

**SCALE**

**SHEET**