2 FURNITURE CONNECTION BRANCH CIRCUIT DETAIL NO SCALE

7 WIRE, 4 CIRCUIT

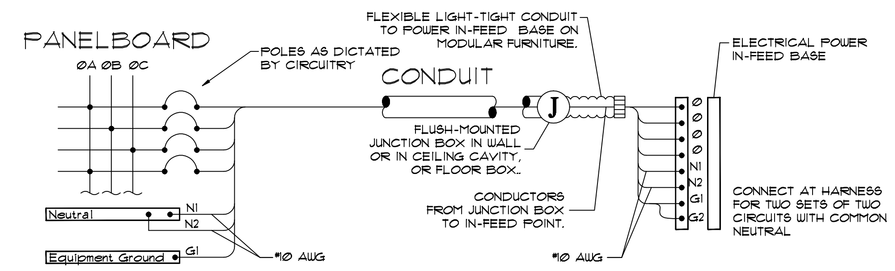

4 WIRE, 2 CIRCUIT

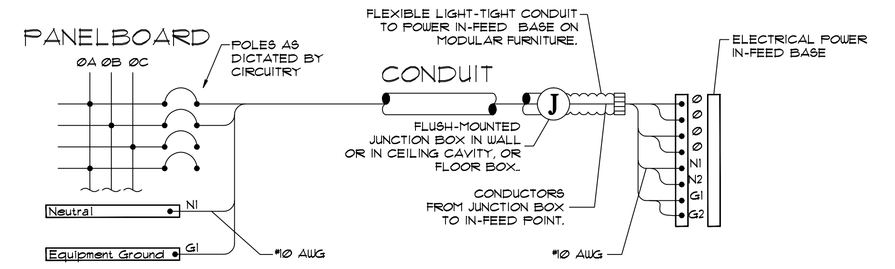

3 DOOR BELL WIRING DIAGRAM NO SCALE

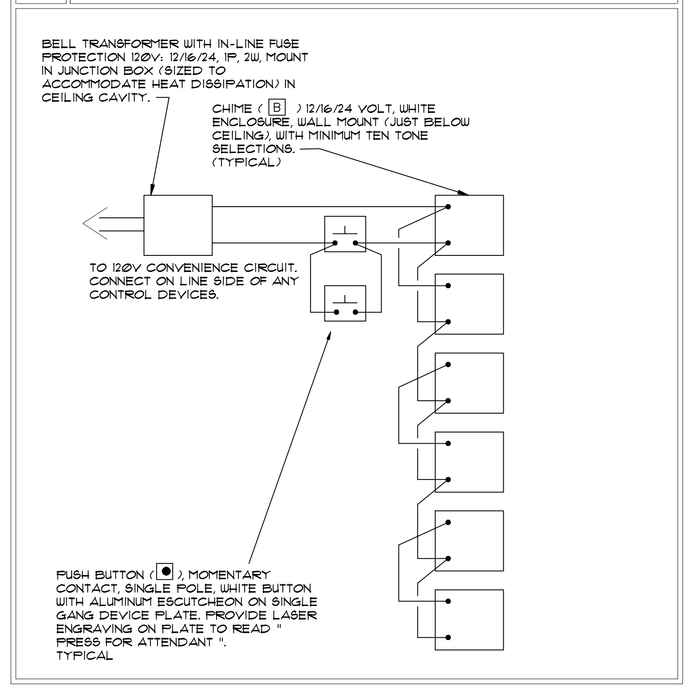

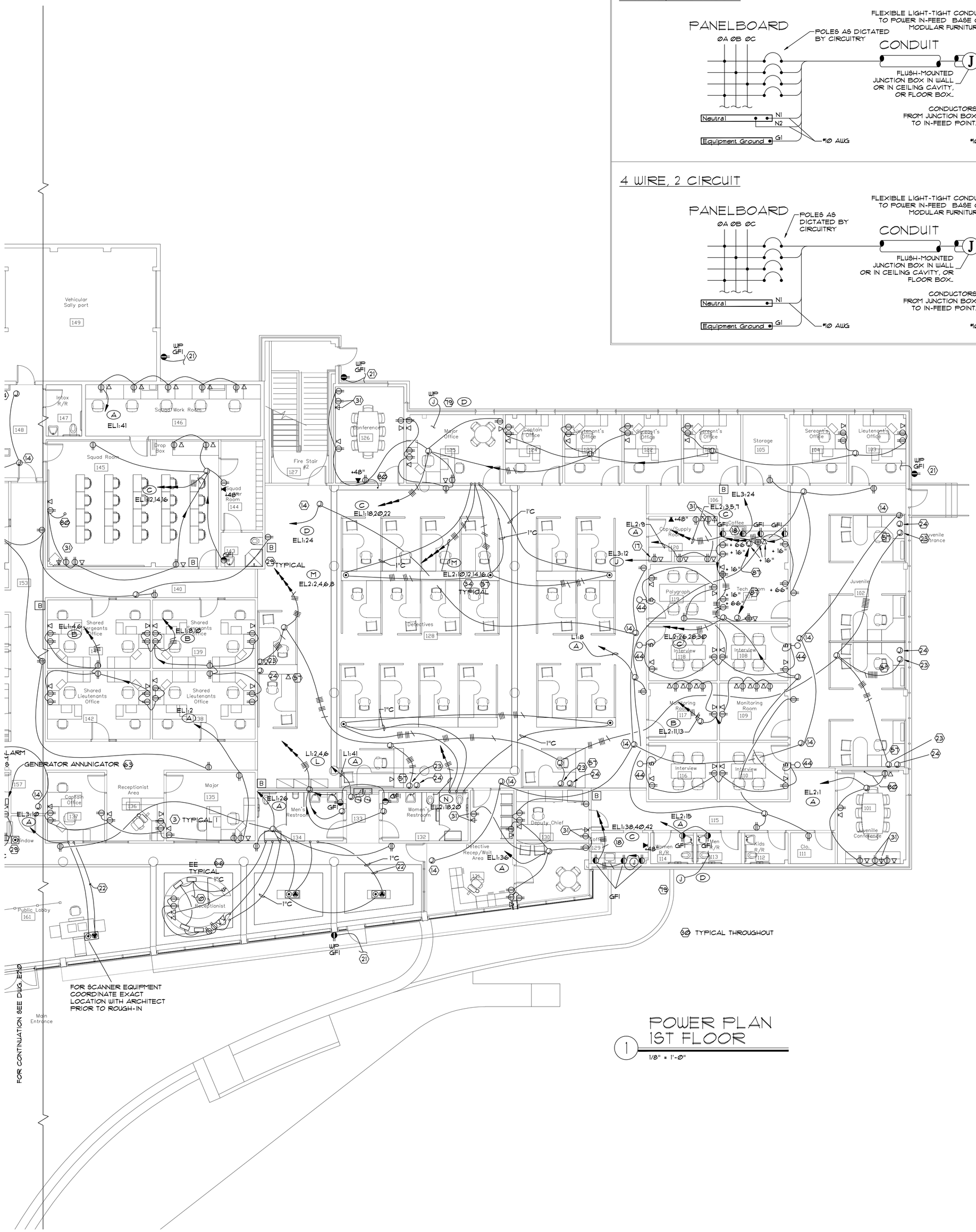

POWER PLAN 1ST FLOOR

1 — 1/8" = 1'-0"

4 FLOOR BOX DETAIL NO SCALE

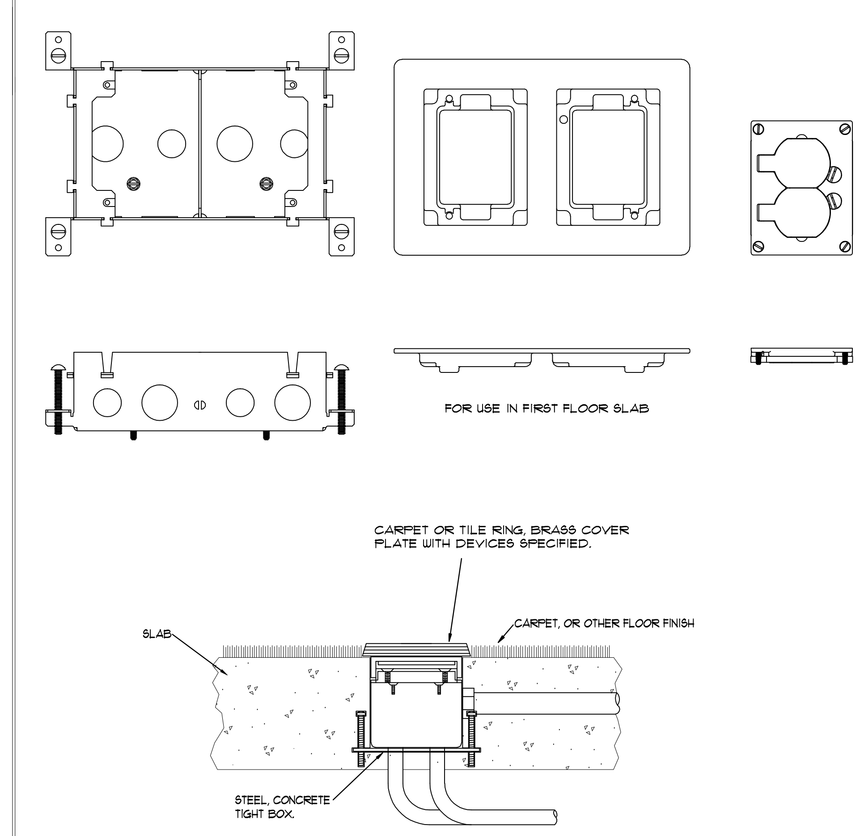

RCL CONSULTANTS, L.L.C.
Planning • Architecture • Engineering • Construction Management

RICHARD C. LAMBERT CONSULTANTS, L.L.C.
521 N. Causeway Blvd.
Mandeville, LA 70448
985-727-4440
Fax: 985-727-4467

#1 Poydras St., Ste. 1400-910
New Orleans, LA 70139
504-837-7946

This drawing and design is the exclusive property of Richard C. Lambert Consultants, LLC and may not be reproduced or used without authorization and written permission. © 2007

RCLC
Project Number: 0687

Date Issued: 05/15/07
Drawn By: EDA
Checked By: EDA

Revisions:

ST. TAMMANY PARISH SHERIFF'S OFFICE

BROWNSWITCH ROAD
SLIDELL, LOUISIANA

CONSTRUCTION DOCUMENTS

POWER PLAN
1ST FLOOR

Sheet Number:
E2.1

EDA Project 9173
Engineering Design Associates, L.L.C.
Consulting Engineers
3350 Ridgelake Drive Suite 190 Metairie, Louisiana 70002
504 836 3889 - 504 836 3887 (facsimile) - eda@engineeringdesignassoc.com

Copyright © 2007
Copyright 2007