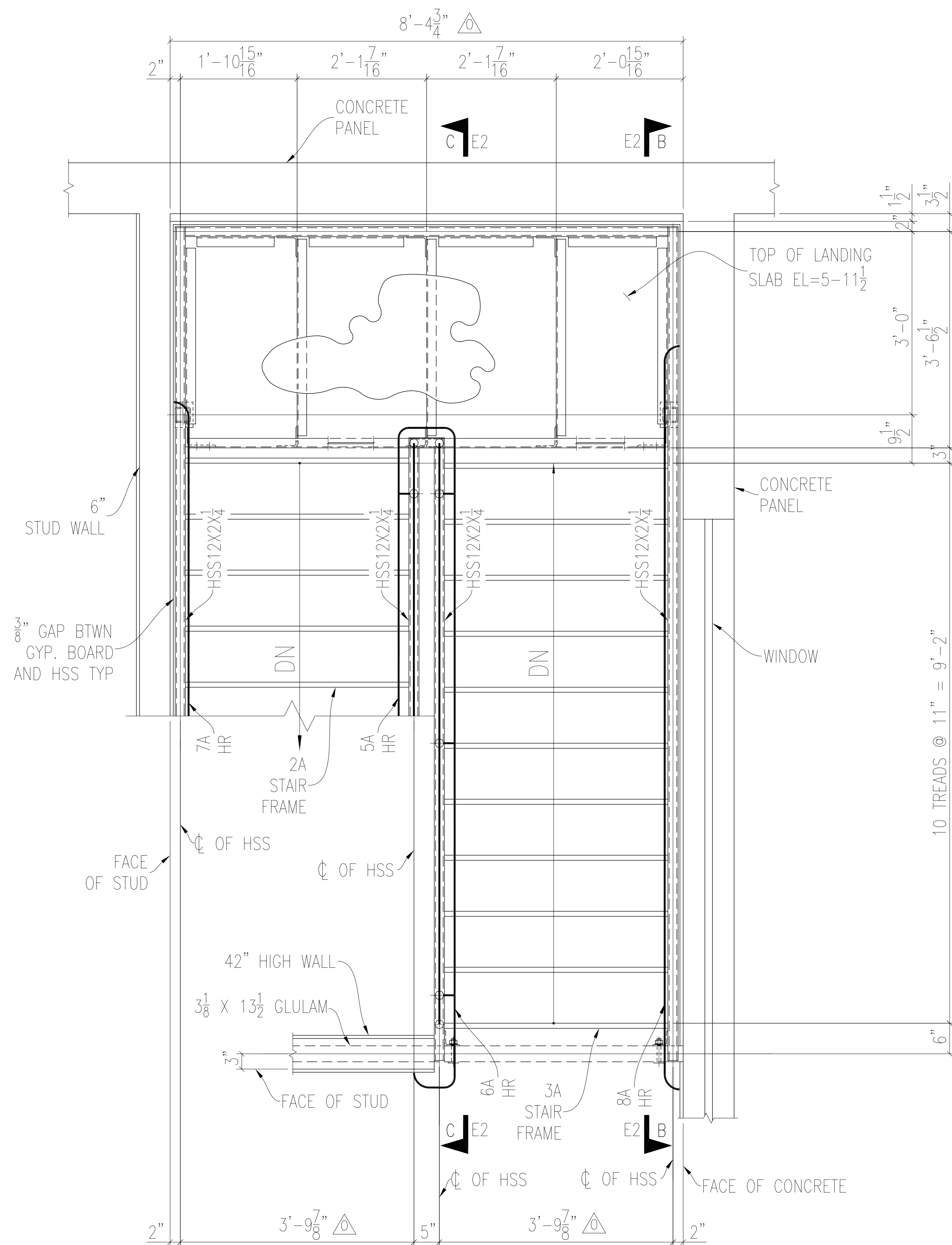


STAIR FRAMING PLAN AT FIRST FLOOR
FINISH FLOOR EL= 0'-0"



STAIR FRAMING PLAN AT SECOND FLOOR
FINISH FLOOR EL= 11'-11"

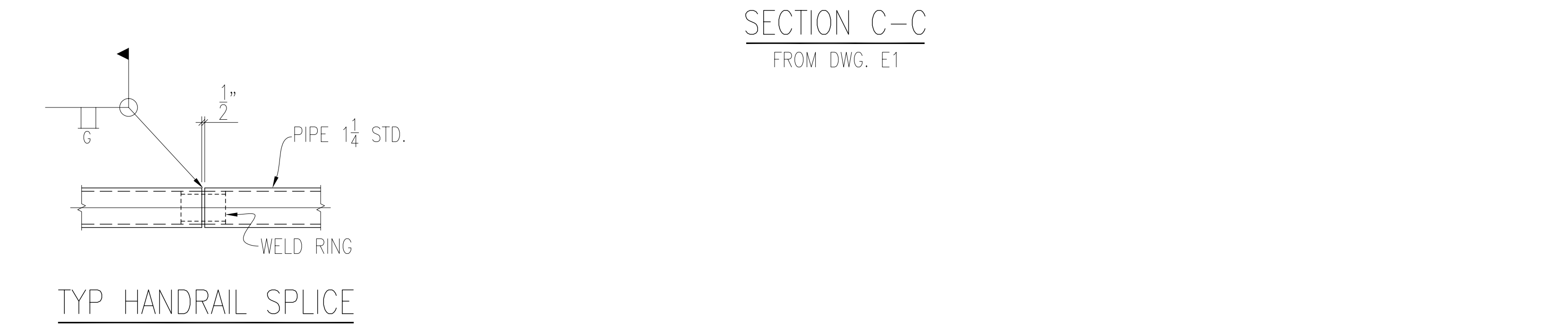
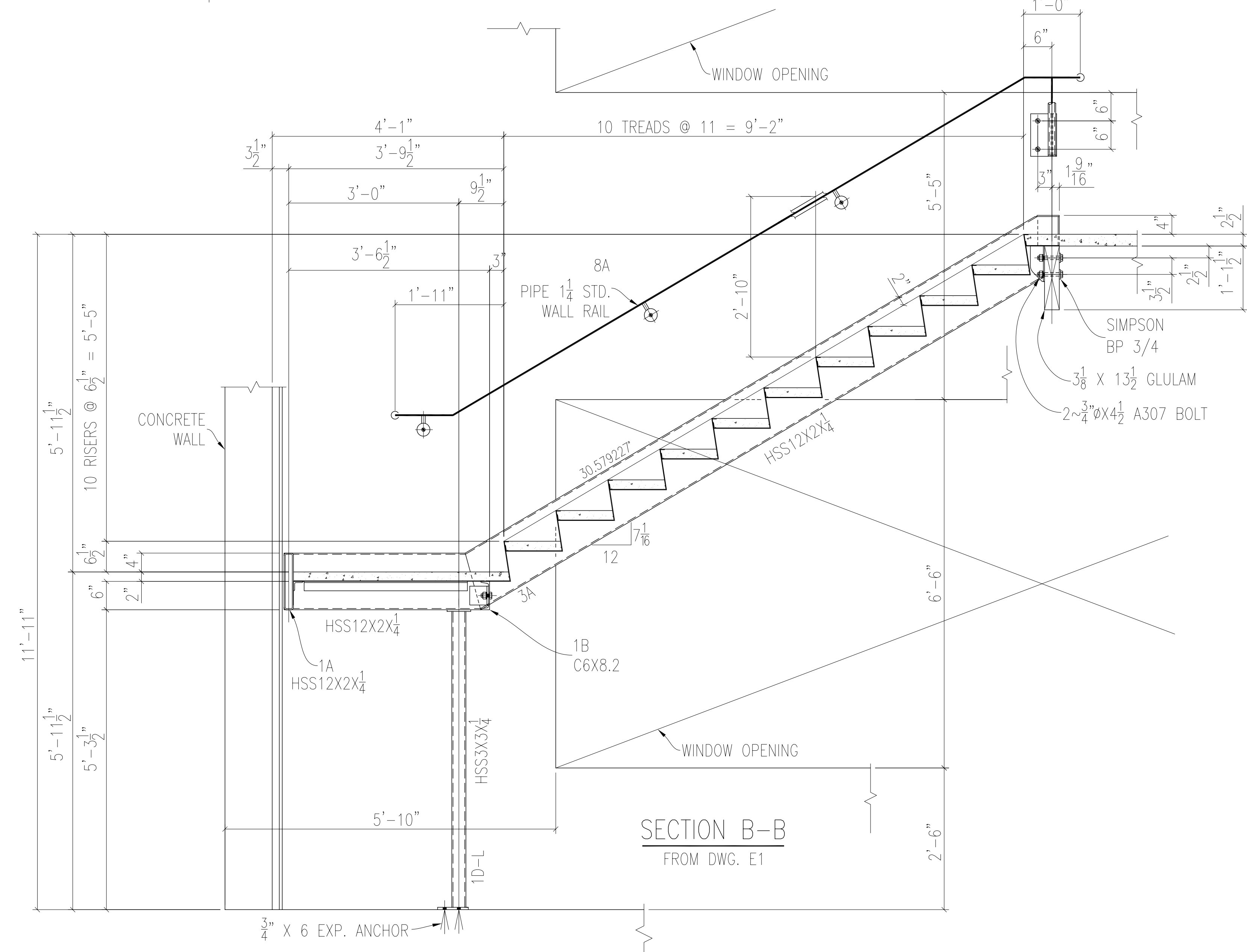
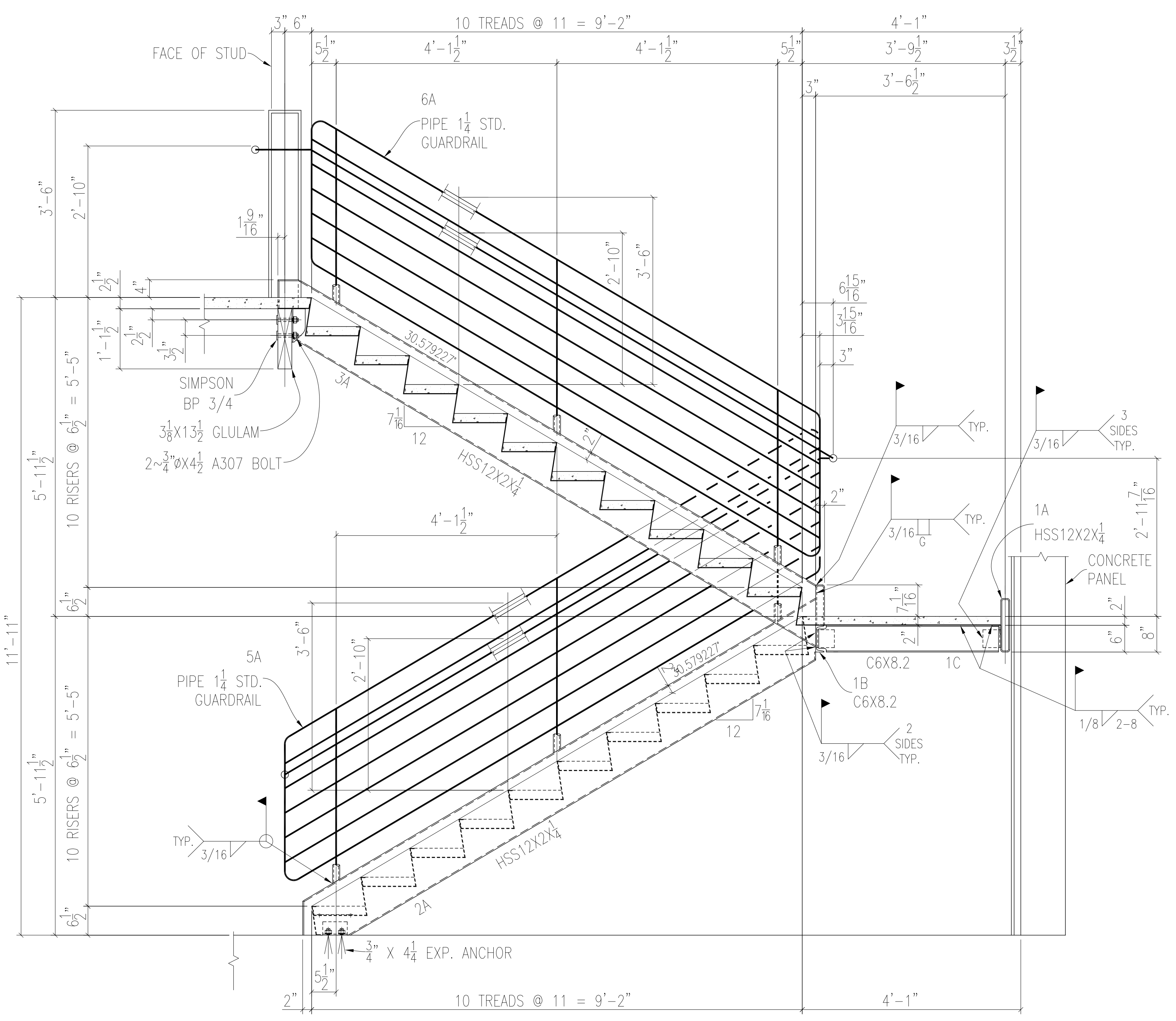
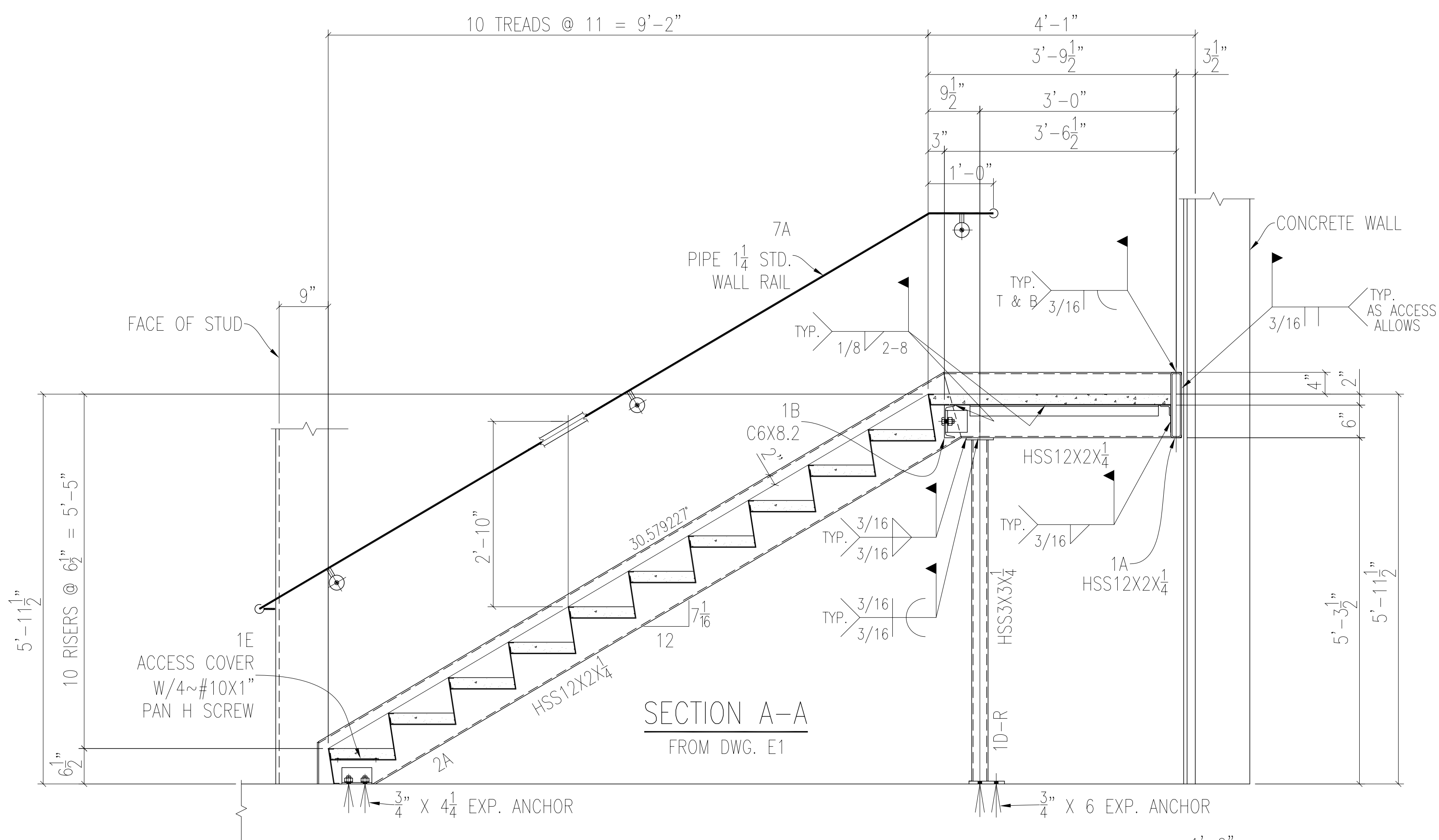
REVISION	DATE	BY	DESCRIPTION
O	9/28/05	DC	REV'D PER APPROVAL COMMENTS, ISSUED FOR FABRICATION
A	9/27/05	DC	ISSUED FOR APPROVAL

OLYMPUS TECHNOLOGIES, INC.
WEST COAST STEEL FABRICATORS
1296 BETHEL DRIVE, EUGENE, OR 97402, PHONE: (541) 689-5851 FAX: (541) 689-5818

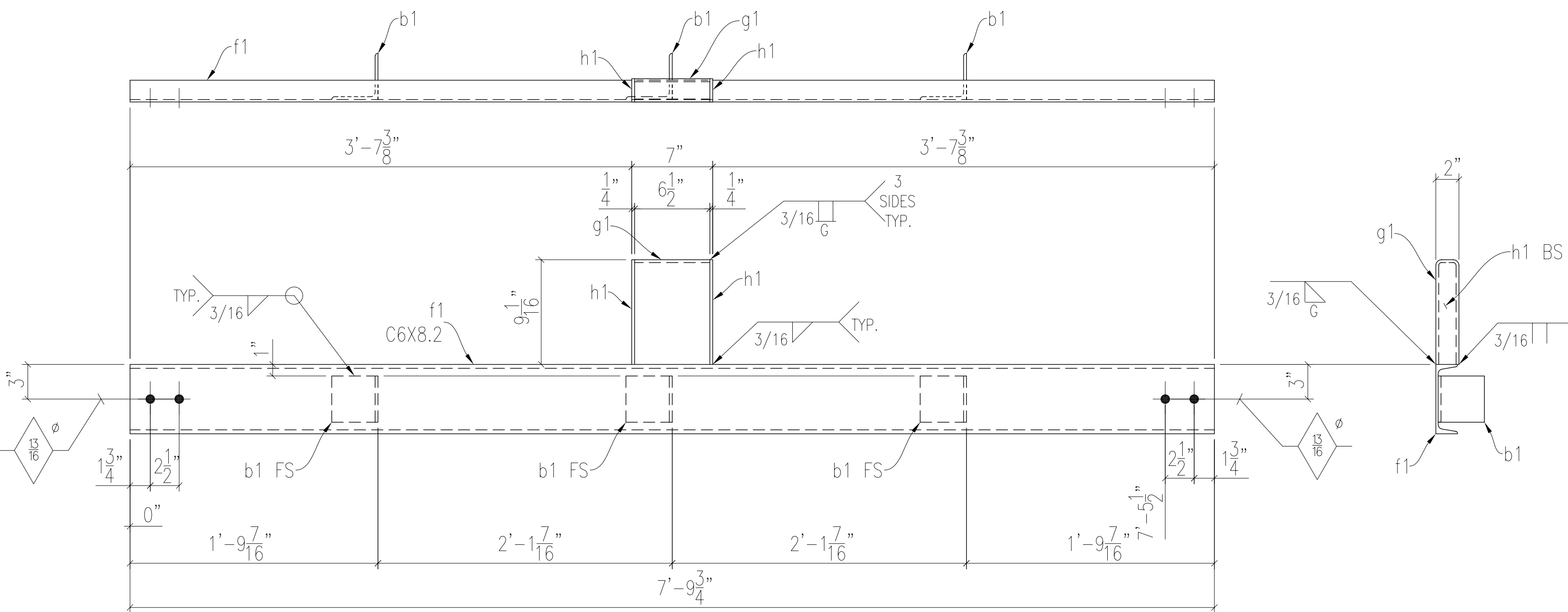
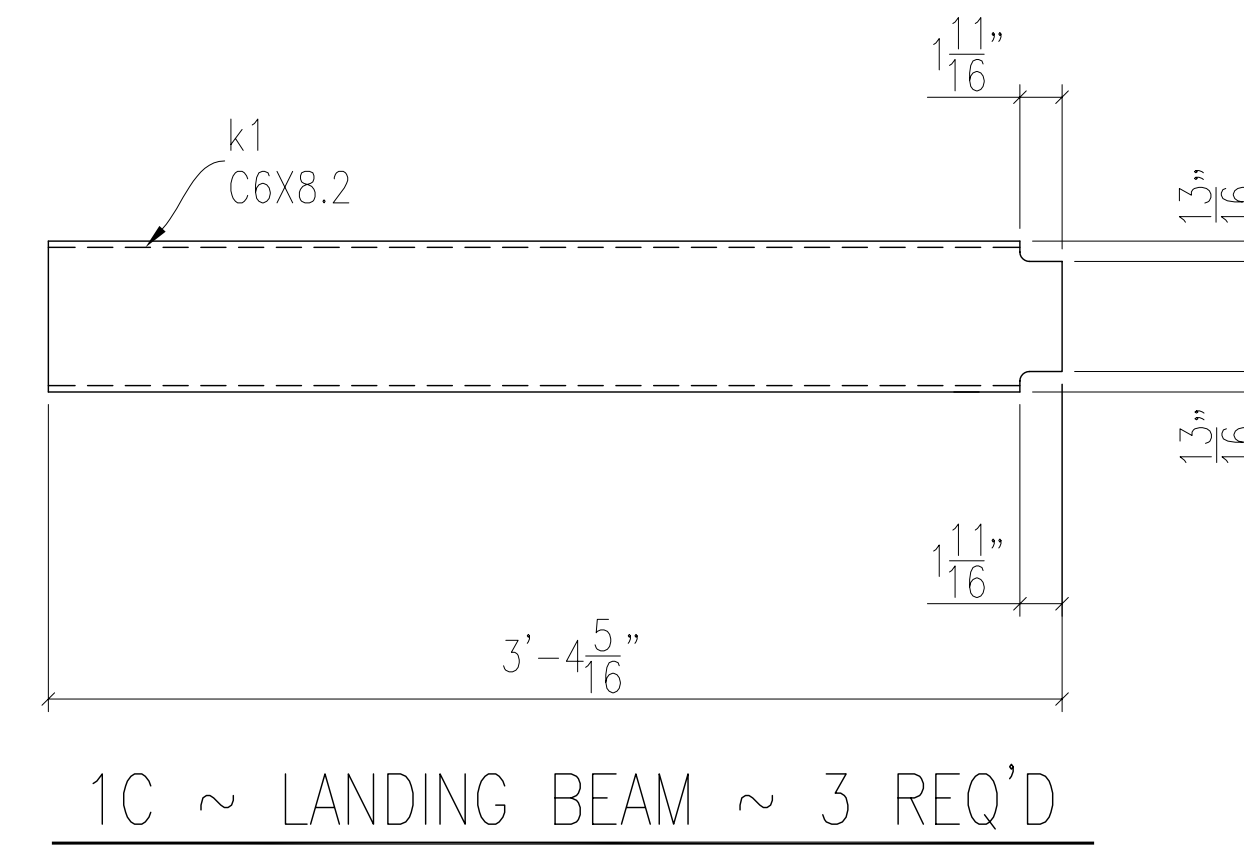
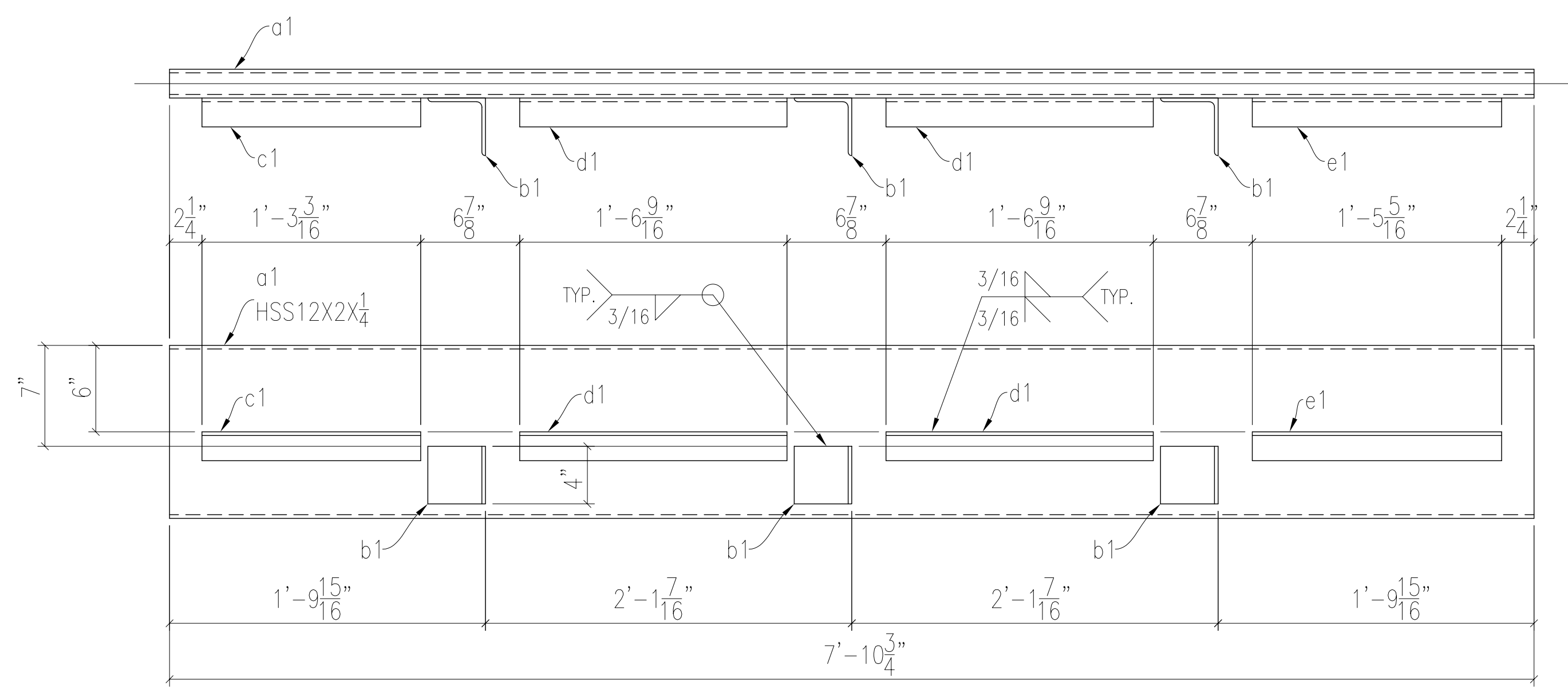
PROJECT HUMPHREY BUILDING STAIR

ITEM STAIR FRAMING PLANS

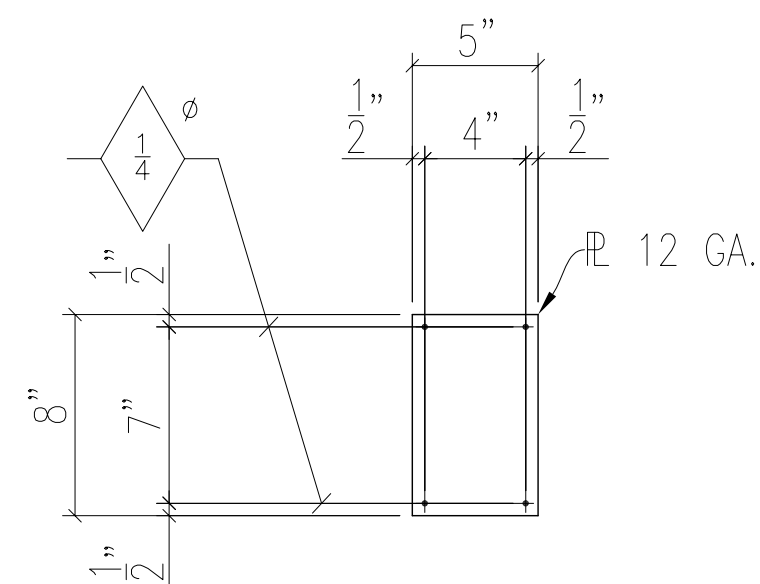
CONTRACTOR	DETAILER SOUTH FORK TECHNOLOGIES	PROJECT MANAGER BRIAN H.
DR. BY DC	DATE 9/25/05	CHK'D BY SFT DATE 9/27/05
SCALE NOT TO SCALE	S.O. NO. 054001	DWG. NO. E1



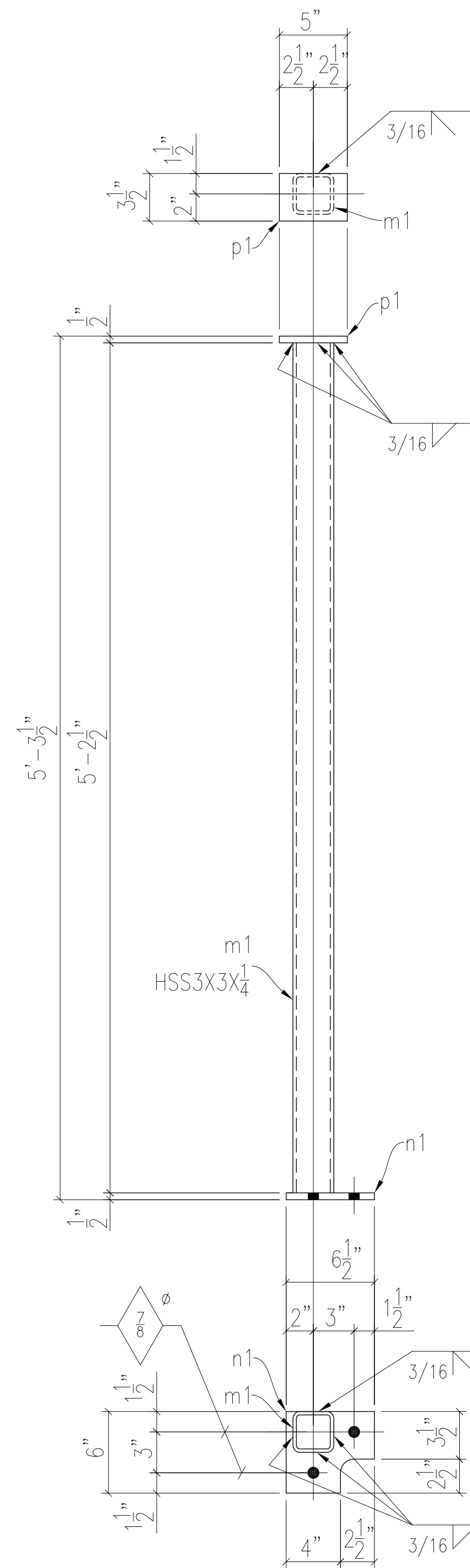
REVISION	DATE	BY	DESCRIPTION
O	9/28/05	DC	REV'D PER APPROVAL COMMENTS, ISSUED FOR FABRICATION
A	9/27/05	DC	ISSUED FOR APPROVAL
<p align="center">OLYMPUS TECHNOLOGIES, INC. WEST COAST STEEL FABRICATORS 1296 BETHEL DRIVE, EUGENE, OR 97402, PHONE: (541) 689-5851 FAX: (541) 689-5818</p>			
PROJECT HUMPHREY BUILDING STAIR			
ITEM STAIR FRAMING PLANS			
CONTRACTOR		DETAILER SOUTH FORK TECHNOLOGIES	PROJECT MANAGER BRIAN H.
DR. BY DC	DATE 9/25/05	CHK'D BY SFT	DATE 9/27/05
SCALE NOT TO SCALE		S.O. NO. 054001	DWG. NO. E2



1B ~ LANDING BEAM ~ ONE REQ'D



1E ~ COVER PLATE ~ 2 REQ'D



1D-RL ~ LANDING POST ~ ONE-R / ONE-L

BILL OF MATERIAL

ADV BILL	MK.	PC.	QTY.	DESCRIPTION	LENGTH		REMARKS	WT
					FT	IN		
	1A	ONE		LANDING BEAM				
		a1	1	HSS 12 X 2 X 1/4	7	10 3/4	A500 GR B	
		b1	3	L 4 X 4 X 1/4	0	4		
		c1	1	L 2 X 2 X 1/4	1	3 3/8		
		d1	2	L 2 X 2 X 1/4	1	6 9/16		
		e1	1	L 2 X 2 X 1/4	1	5 5/16		
	1B	ONE		LANDING BEAM				
		f1	1	C6 X 8.2	7	9 3/4		
		b1	3	L 4 X 4 X 1/4	0	4		
		g1	1	HSS 12 X 2 X 1/4	0	6 1/2	A500 GR B	
		h1	2	PL 1/4 X 2	0	9 9/16	FIT	
	1C	3		LANDING BEAM				
		k1	3	C6 X 8.2	3	4 5/16		
	1D-RL	1/1		LANDING POST				
		m1	2	HSS 3 X 3 X 1/4	5	2 1/2	A500 GR B	
		n1	2	PL 1/2 X 6	0	6 1/2		
		p1	2	PL 1/2 X 3 1/2	0	5		
	1E	2		PL 12 GA. X 5	0	8		
				FIELD BOLTS:				
		8		#10 PAN HEAD SCREWS	0	1		
		4		3/4" EXP. ANCHOR	0	6		
		4		3/4" A307 BOLT	0	1 3/4	W/ NUT & FW	

NOTES:
1. WELDING SHALL CONFORM TO AWS D1.1.

OPEN HOLES ARE TO BE AS NOTED Ø UNLESS NOTED WELDING ELECTRODE = E70XX U/N

FINISH: ONE SHOP COAT PRIMER

MATERIAL: PLATE & SHAPES: A36

O 9/28/05 DC REV'D PER APPROVAL COMMENTS, ISSUED FOR FABRICATION

A 9/27/05 DC ISSUED FOR APPROVAL

REVISION DATE BY DESCRIPTION

OLYMPUS TECHNOLOGIES, INC.
WEST COAST STEEL FABRICATORS

1296 BETHEL DRIVE, EUGENE, OR 97402, PHONE: (541) 689-5851 FAX: (541) 689-5818

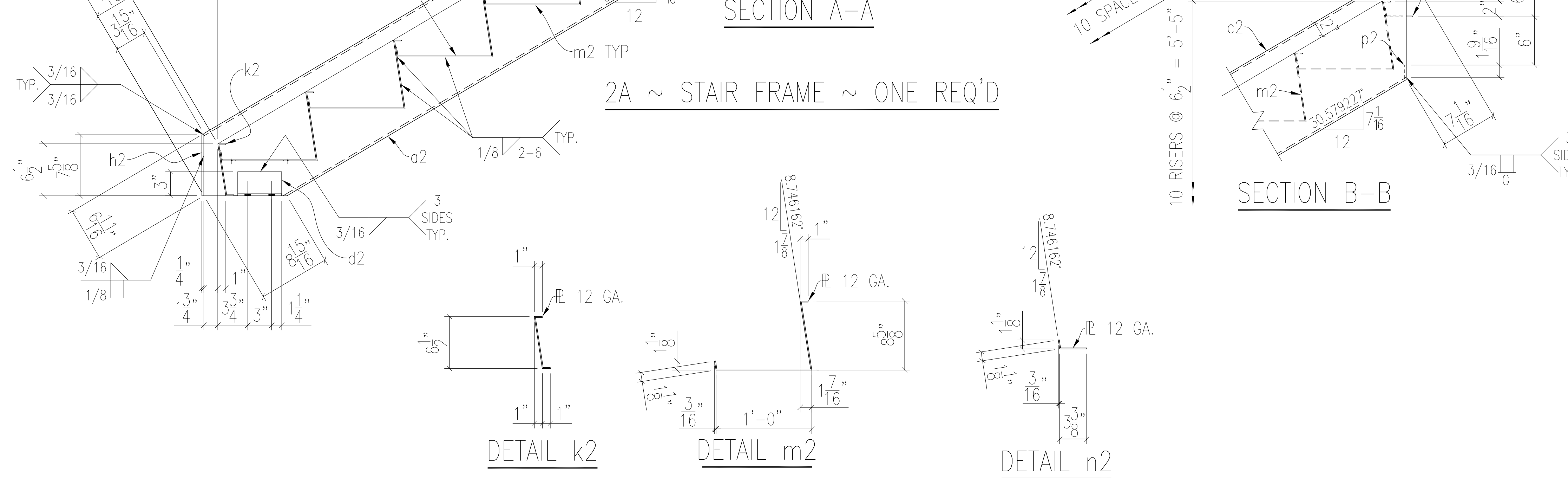
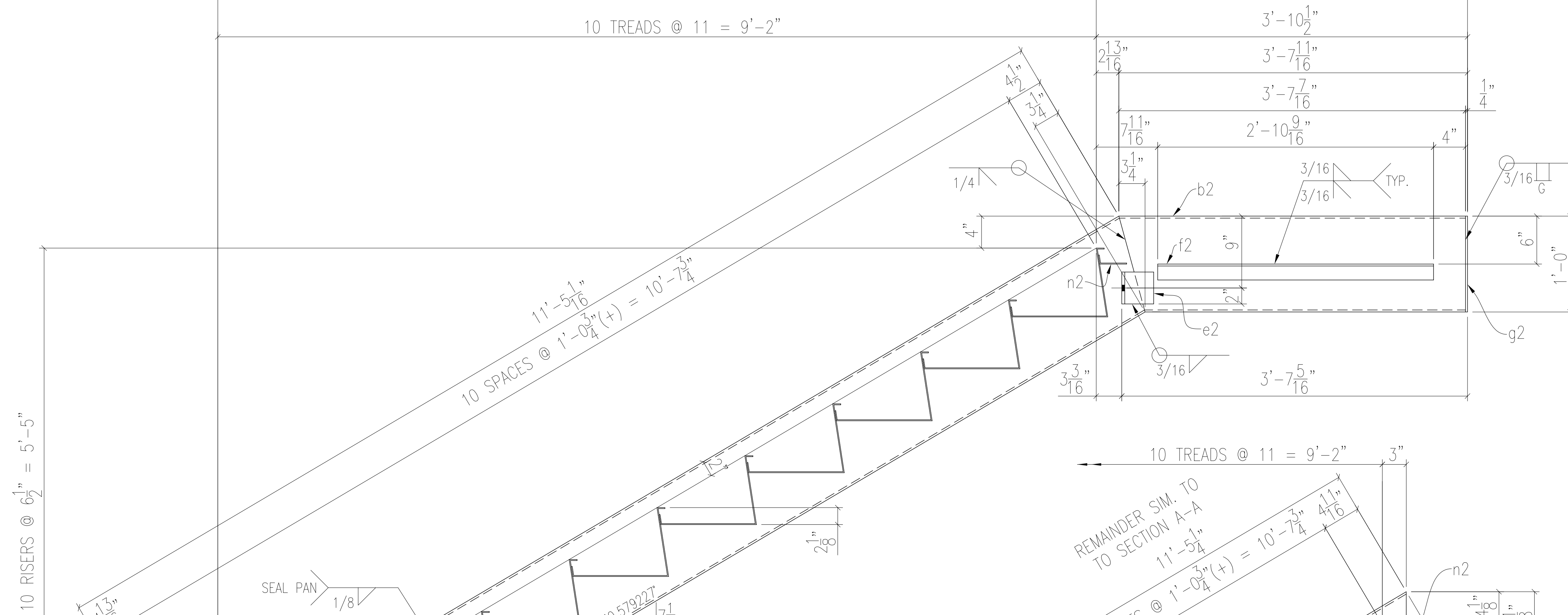
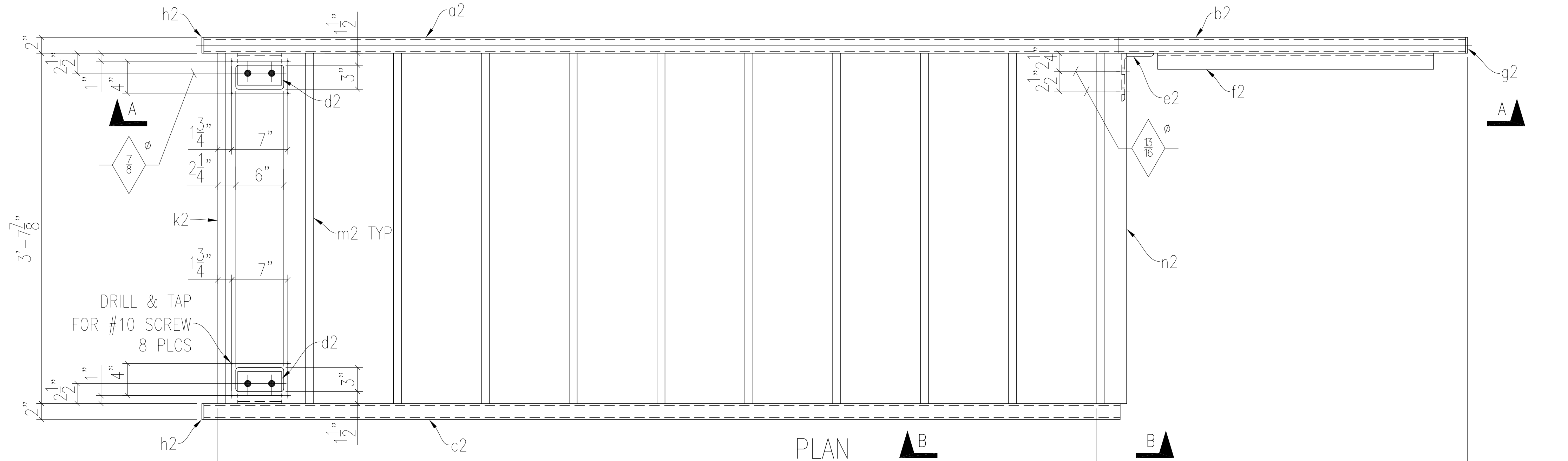
PROJECT HUMPHREY BUILDING STAIR

ITEM LANDING DETAILS

CONTRACTOR SOUTH FORK TECHNOLOGIES PROJECT MANAGER BRIAN H.

DR. BY DC DATE 9/26/05 CHK'D BY SFT DATE 9/27/05 ERECTION REF. E1 & E2

SCALE NOT TO SCALE S.O. NO. 054001 DWG. NO. 1



BILL OF MATERIAL									
ADV BILL	MK.	PC.	QTY.	DESCRIPTION	LENGTH		REMARKS	WT	
					FT	IN			
	2A		ONE	STAIR FRAME					
			a2	1 HSS 12 X 2 X 1/4	11	5 1/16	A500 GR B		
			b2	1 HSS 12 X 2 X 1/4	3	7 7/16	A500 GR B		
			c2	1 HSS 12 X 2 X 1/4	11	5 1/4	A500 GR B		
			d2	2 L 4 X 3 X 1/4	0	5 1/2			
			e2	1 L 6 X 4 X 3/8	0	4			
			f2	1 L 2 X 2 X 1/4	2	10 9/16			
			g2	1 PL 1/4 X 2	1	0	FIT		
			h2	2 PL 1/4 X 2	0	7 5/8	FIT		
			k2	1 PL 12 GA. X 8 1/8	3	7 7/8	FORM		
			m2	10 PL 12 GA. X 22 3/16	3	7 7/8	FORM		
			n2	1 PL 12 GA. X 4 3/8	3	7 7/8	FORM		
			p2	1 PL 1/4 X 1 1/2	0	1 1/8	FIT		
				FIELD BOLTS:					
			4	3/4" EXP. ANCHOR	0	4 1/4			

REVISION	DATE	BY	DESCRIPTION
O	9/28/05	DC	REV'D PER APPROVAL COMMENTS, ISSUED FOR FABRICATION
A	9/27/05	DC	ISSUED FOR APPROVAL

NOTES:
1. WELDING SHALL CONFORM TO AWS D1.1.

OPEN HOLES ARE TO BE AS NOTED Ø UNLESS NOTED WELDING ELECTRODE = E70XX U/N

FINISH: ONE SHOP COAT PRIMER

MATERIAL: PLATE & SHAPES: A36

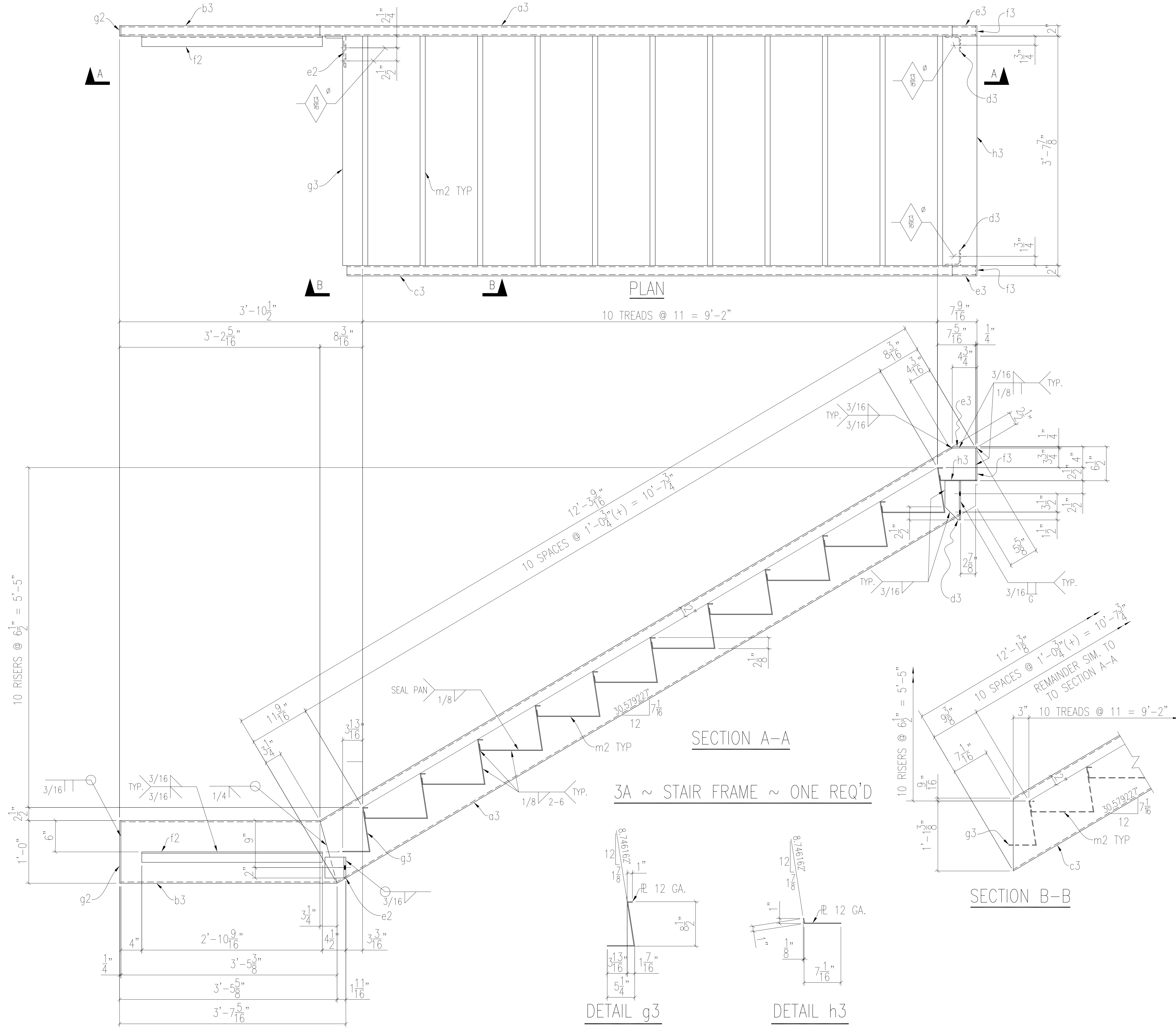
PROJECT: HUMPHREY BUILDING STAIR

ITEM: STAIR DETAILS

CONTRACTOR: SOUTH FORK TECHNOLOGIES PROJECT MANAGER: BRIAN H.

DR. BY: DC DATE: 9/26/05 CHK'D BY: SFT DATE: 9/27/05 ERECTION REF.: E1 & E2

SCALE: NOT TO SCALE S.O. NO.: 054001 DWG. NO.: 2



BILL OF MATERIAL								
ADV BILL	MK.	PC.	QTY.	DESCRIPTION	LENGTH		REMARKS	WT
					FT	IN		
	3A	ONE		STAIR FRAME				
		a3	1	HSS 12 X 2 X 1/4	12	3 9/16	A500 GR B	
		b3	1	HSS 12 X 2 X 1/4	3	5 3/8	A500 GR B	
		c3	1	HSS 12 X 2 X 1/4	12	1 3/8	A500 GR B	
		d3	2	L 3 X 3 X 1/4	0	7 1/2		
		e2	1	L 6 X 4 X 3/8	0	4		
		f2	1	L 2 X 2 X 1/4	2	10 9/16		
		g2	1	PL 1/4 X 2	1	0	FIT	
		e3	2	PL 1/4 X 2	0	4 3/4		
		f3	2	PL 1/4 X 2	0	6 1/4		
		g3	1	PL 12 GA. X 14 3/8	3	7 7/8	FORM	
		m2	10	PL 12 GA. X 22 3/16	3	7 7/8	FORM	
		h3	1	PL 12 GA. X 7 7/8	3	7 7/8	FORM	
				FIELD BOLTS:				
			4	3/4" A307 BOLT	0	4 1/2	W/N & FW	

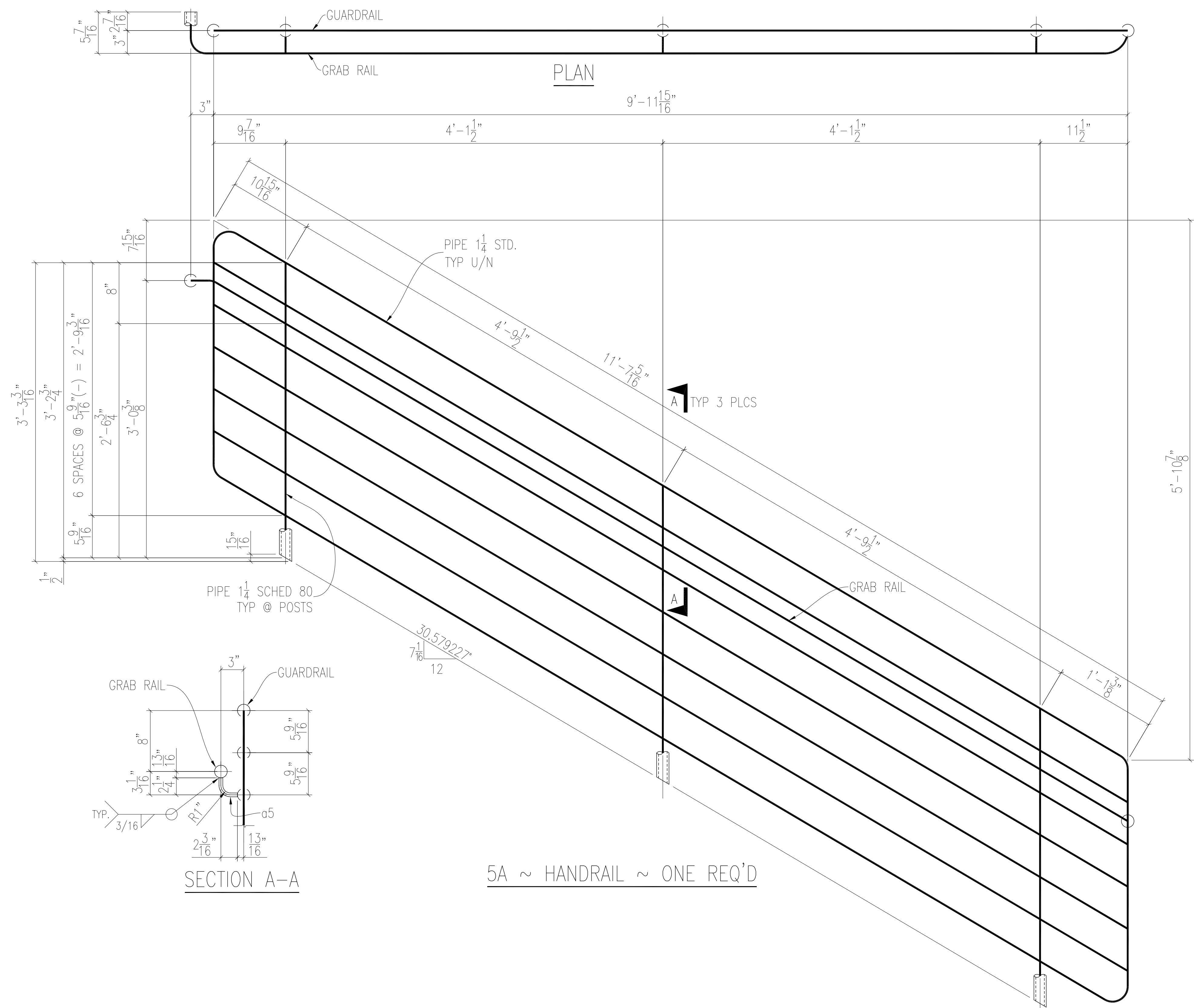
NOTES:							
1. WELDING SHALL CONFORM TO AWS D1.1.							
OPEN HOLES ARE TO BE AS NOTED ◊ UNLESS NOTED WELDING ELECTRODE = E70XX U/N							
FINISH:	ONE SHOP COAT PRIMER						
MATERIAL:	PLATE & SHAPES: A36						
REVISION	DATE	BY	DESCRIPTION				
O	9/28/05	DC	REV'D PER APPROVAL COMMENTS, ISSUED FOR FABRICATION				
A	9/27/05	DC	ISSUED FOR APPROVAL				

OLYMPUS TECHNOLOGIES, INC.
WEST COAST STEEL FABRICATORS
 1296 BETHEL DRIVE, EUGENE, OR 97402, PHONE: (541) 689-5851 FAX: (541) 689-5818

PROJECT: HUMPHREY BUILDING STAIR

ITEM: STAIR DETAILS

CONTRACTOR	DETAILER	PROJECT MANAGER
DR. BY DC	SOUTH FORK TECHNOLOGIES	BRIAN H.
DATE 9/26/05	CHK'D BY SFT	DATE 9/27/05
SCALE NOT TO SCALE	S.O. NO. 054001	ERECTOR REF. E1 & E2
	DWG. NO. 3	



5A ~ HANDRAIL ~ ONE REQ'D

BILL OF MATERIAL

ADV BILL	MK.	PC.	QTY.	DESCRIPTION	LENGTH		REMARKS	WT
					FT	IN		
	5A		ONE	HANDRAIL				
			1	PIPE 1 1/4 SCHED 80	10	0	A53 GR B	
			1	PIPE 1 1/4 STD.	100	0	A53 GR B	
		a5	3	BAR 1/2"	0	3 7/8	FORM	
				FIELD HARDWARE:				
			1	1 1/4 WELD RING				

NOTES:
 1. WELDING SHALL CONFORM TO AWS D1.1.

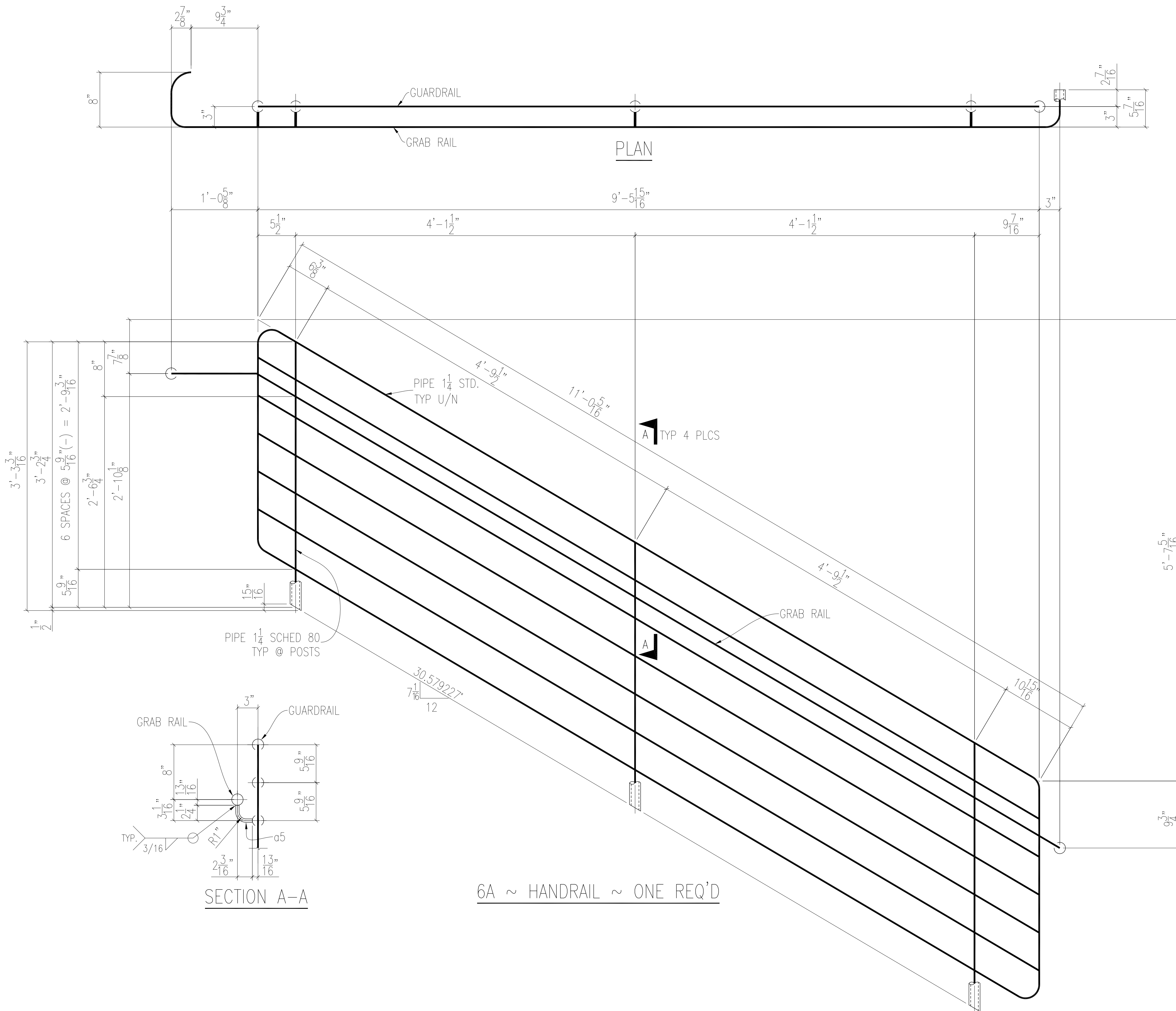
OPEN HOLES ARE TO BE AS NOTED		φ UNLESS NOTED		WELDING ELECTRODE = E70XX U/N	
FINISH:	ONE SHOP COAT PRIMER				
MATERIAL:	PLATE & SHAPES: A36				
REVISION	DATE	BY	DESCRIPTION		
O	9/28/05	DC	ISSUED FOR FABRICATION		
A	9/27/05	DC	ISSUED FOR APPROVAL		

OLYMPUS TECHNOLOGIES, INC.
WEST COAST STEEL FABRICATORS
 1296 BETHEL DRIVE, EUGENE, OR 97402, PHONE: (541) 689-5851 FAX: (541) 689-5818

PROJECT: HUMPHREY BUILDING STAIR

ITEM: HANDRAIL DETAILS

CONTRACTOR	DR. BY	DATE	DETAILER	DATE	PROJECT MANAGER
	DC	9/26/05	SOUTH FORK TECHNOLOGIES	9/27/05	BRIAN H.
			CHK'D BY		ERECTION REF.
			SFT		E1 & E2
SCALE	S.O. NO.	DWG. NO.			
NOT TO SCALE	054001		5		



6A ~ HANDRAIL ~ ONE REQ'D

BILL OF MATERIAL

ADV	BILL	MK.	PC.	QTY.	DESCRIPTION	LENGTH		REMARKS	WT
						FT	IN		
		6A		ONE	HANDRAIL				
				1	PIPE 1 1/4 SCHED 80	10	0	A53 GR B	
				1	PIPE 1 1/4 STD.	97	0	A53 GR B	
			a5	4	BAR 1/2"	0	3 7/8	FORM	

NOTES:
 1. WELDING SHALL CONFORM TO AWS D1.1.

OPEN HOLES ARE TO BE AS NOTED		φ UNLESS NOTED		WELDING ELECTRODE = E70XX U/N	
FINISH:	ONE SHOP COAT PRIMER				
MATERIAL:	PLATE & SHAPES: A36				
REVISION	DATE	BY	DESCRIPTION		
O	9/28/05	DC	ISSUED FOR FABRICATION		
A	9/27/05	DC	ISSUED FOR APPROVAL		

OLYMPUS TECHNOLOGIES, INC.
WEST COAST STEEL FABRICATORS
 1296 BETHEL DRIVE, EUGENE, OR 97402, PHONE: (541) 689-5851 FAX: (541) 689-5818

PROJECT: HUMPHREY BUILDING STAIR

ITEM: HANDRAIL DETAILS

CONTRACTOR	DETAILER	PROJECT MANAGER
DR. BY DC	SOUTH FORK TECHNOLOGIES	BRIAN H.
DATE 9/26/05	CHK'D BY SFT	DATE 9/27/05
SCALE NOT TO SCALE	S.O. NO. 054001	DWG. NO. 6

