



**Manufacturer of Interlocking Concrete Pavers  
Since 1983**

802 West Pembroke Avenue  
Hampton, Va. 23669


Phone.....: (757) 723-0774  
Toll Free...: (800) 572-3189

Fax.....: (757) 723-8895  
E-mail...: [info@interlockonline.com](mailto:info@interlockonline.com)

[Click here to see the  
Featured Specials](#)



**Turfstone™**



**PRODUCT SHAPES  
& PACKAGING:**

- [Appius](#)
- [Arrowhead & Arrowhead Squares](#)
- [Bullnose/ Brickface](#)
- [City-Square](#)
- [Classico Series](#)
- [Holland-Stone Series](#)
- [Symetry & Symetry Squares](#)
- [Turfstone](#)
- [Uni-Anchorlock](#)
- [Uni-Decor](#)
- [Uni Eco-Stone](#)
- [Uni-Stone](#)
- [Zee-Stone](#)

**SPECIALIZED  
PRODUCTS:**

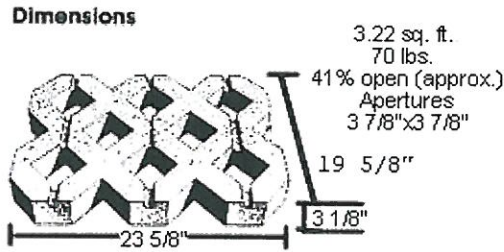
- [Antiqued Pavers Collection](#)
- [Environmental Paving Systems](#)
- [PIP/EMP Fund Raising Program](#)
- [Color Chart](#)
- [Custom Logos & Art Images](#)

**"THE NEWLY ENGINEERED"**

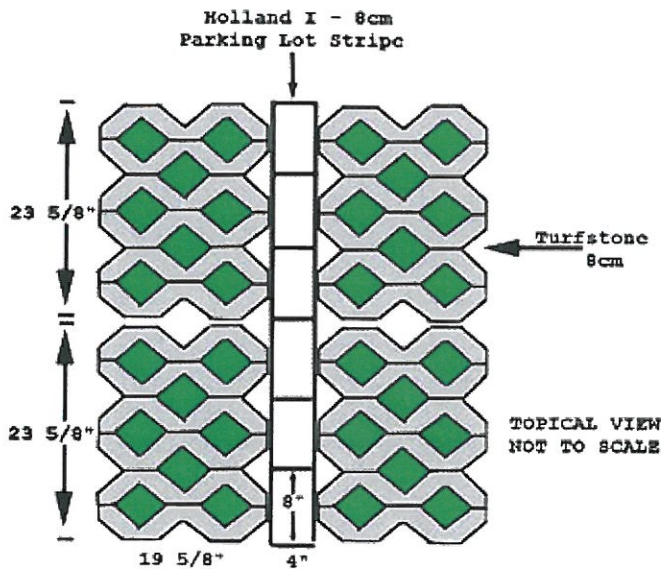
**MISCELLANEOUS:**

- [Concrete Pavers Compared to Other Pavement Types](#)
- [Efflorescence](#)
- [Comments & Questions](#)
- [How to Find Us](#)

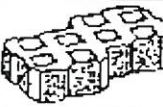
## TURFSTONE



- **Larger unit w/approximately 41% open apertures.**
- **Improved groove directional aesthetics.**
- **Facilitates increased installation productivity (hand or mechanical).**
- **Engineered to module with 8cm Holland Stone Series (i.e. Holland I & Double Holland).**



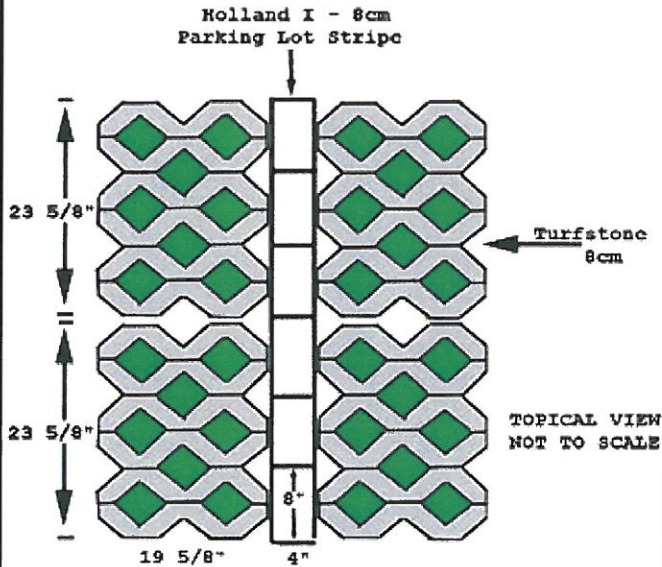
A good *choice* for the Environment

PRODUCT SHAPE	NAME & SIZE	STONES P.S.F.	SQ. FT. PER CUBE	PIECES / CUBE	LBS. PER SQ. FT.
	Turfstone				
	8.0 cm 3-1/8"	3.22 (sq.ft.per stone)	116	36	21.75

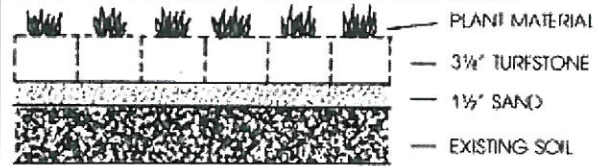
**For more information on the Turfstone please follow this link to the [Environmental Paving Systems](#) page.**

that would otherwise become so compacted as to inhibit the permeability of the soil, well suited for overflow parking.

- It is often necessary to provide emergency and maintenance routes through greenspaces, parkland and institutional complexes. Turfstone® enables the traffic to go where the grass grows, it is a suitable product for fire routes which, because of landscaping consideration, must remain greenspace.

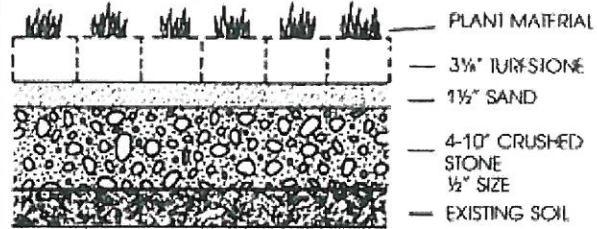


**Cross Section Typical Residential Installation**



Turfstone and 1 1/2" leveling course after compaction 4000 lbs. per sq. ft., water runoff "C" factor equals 0.25.

**Cross Section Typical Commercial Installation**



4" thick crushed stone will support 80 lbs. per sq. in.  
 6" thick crushed stone will support 120 lbs. per sq. in.  
 10" thick crushed stone will support 160 lbs. per sq. in.

 [Back to Home page.](#)

Copyright© 1999 - 2007 by Interlocking Paving Systems Inc. All Rights Reserved.



**Producer Member.**